

---

# OHA Nurse Staffing 2019 Year in Review

Public Health Division

Health Care Regulation & Quality Improvement

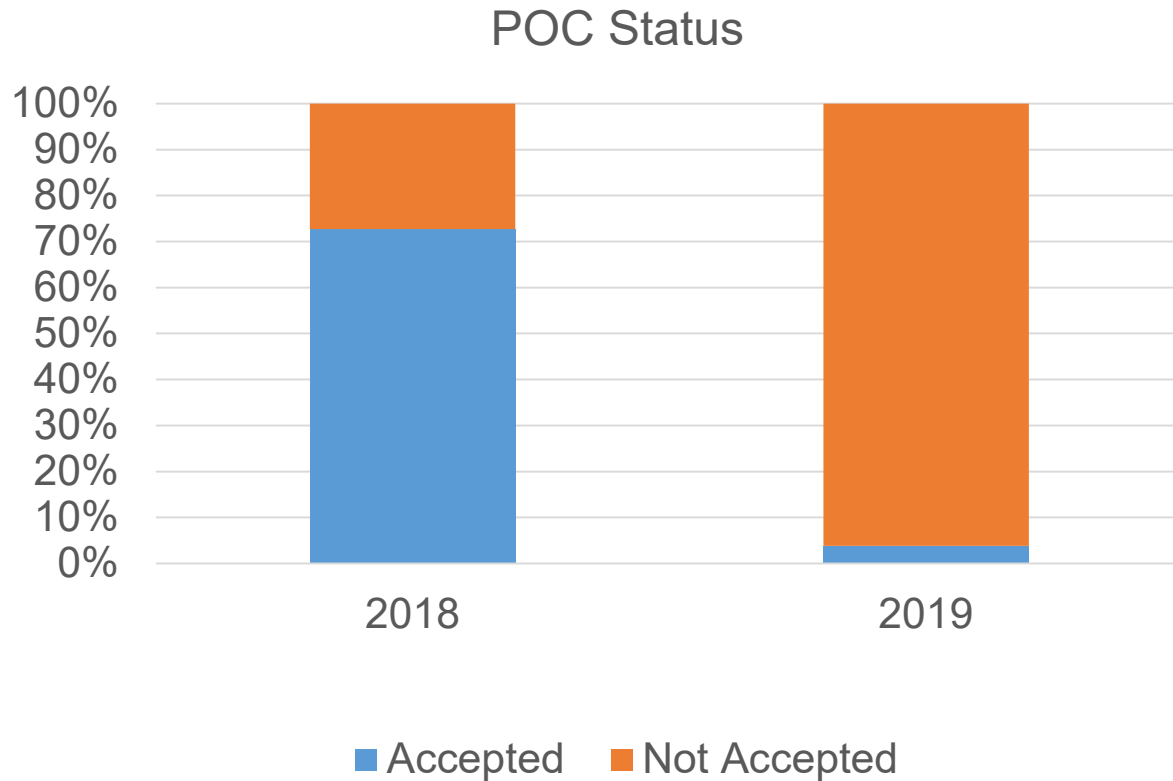
Anna L Davis, JD, Survey & Certification Program Manager



---

Oregon  
Health  
Authority

# Nurse Staffing 2019 Year in Review

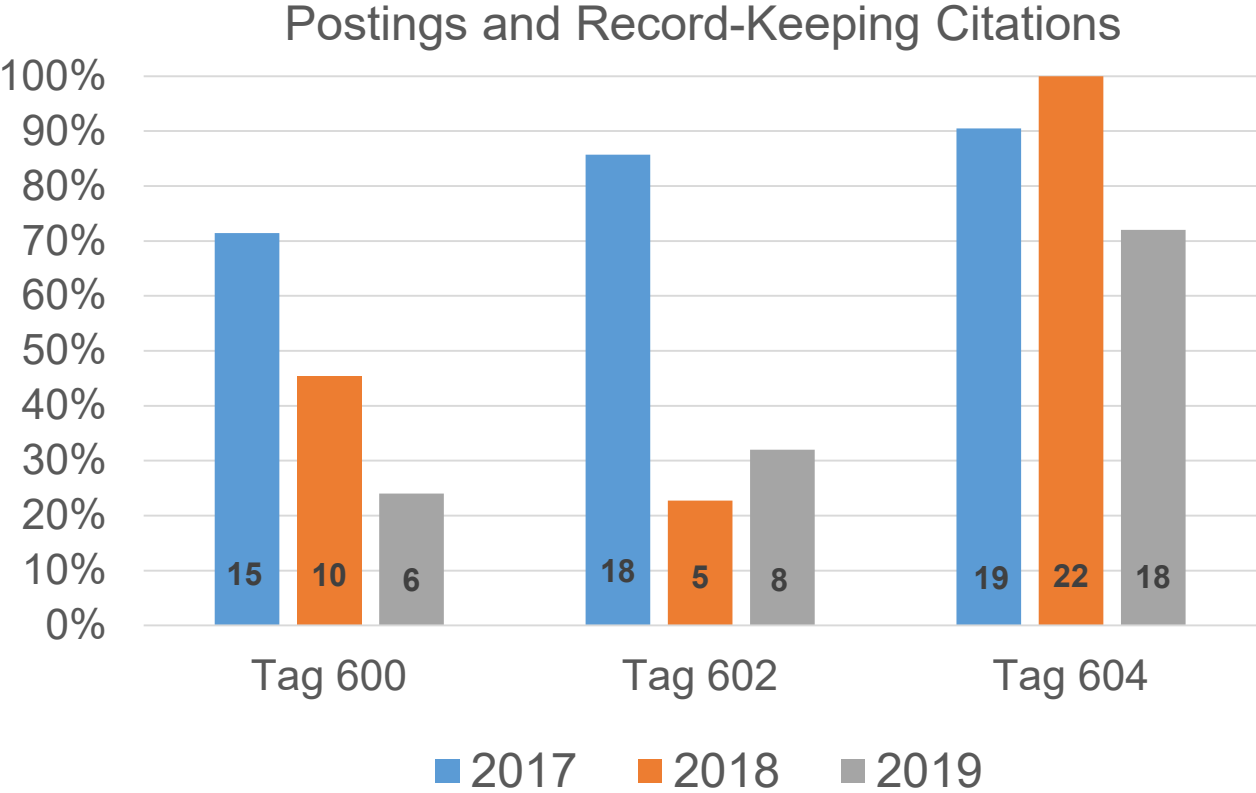


- OHA surveyors have completed 70 full on-site Nurse Staffing surveys; 22 in 2017, 22 in 2018 and 26 in 2019
- Survey reports and approved Plans of Correction (POCs) are available at [www.healthoregon.org/nursestaffing](http://www.healthoregon.org/nursestaffing)

## Approved POCs:

- All surveys in 2017
- 16 of 22 surveys from 2018
- 1 of 27 surveys from 2019

# Nurse Staffing Postings and Record-Keeping

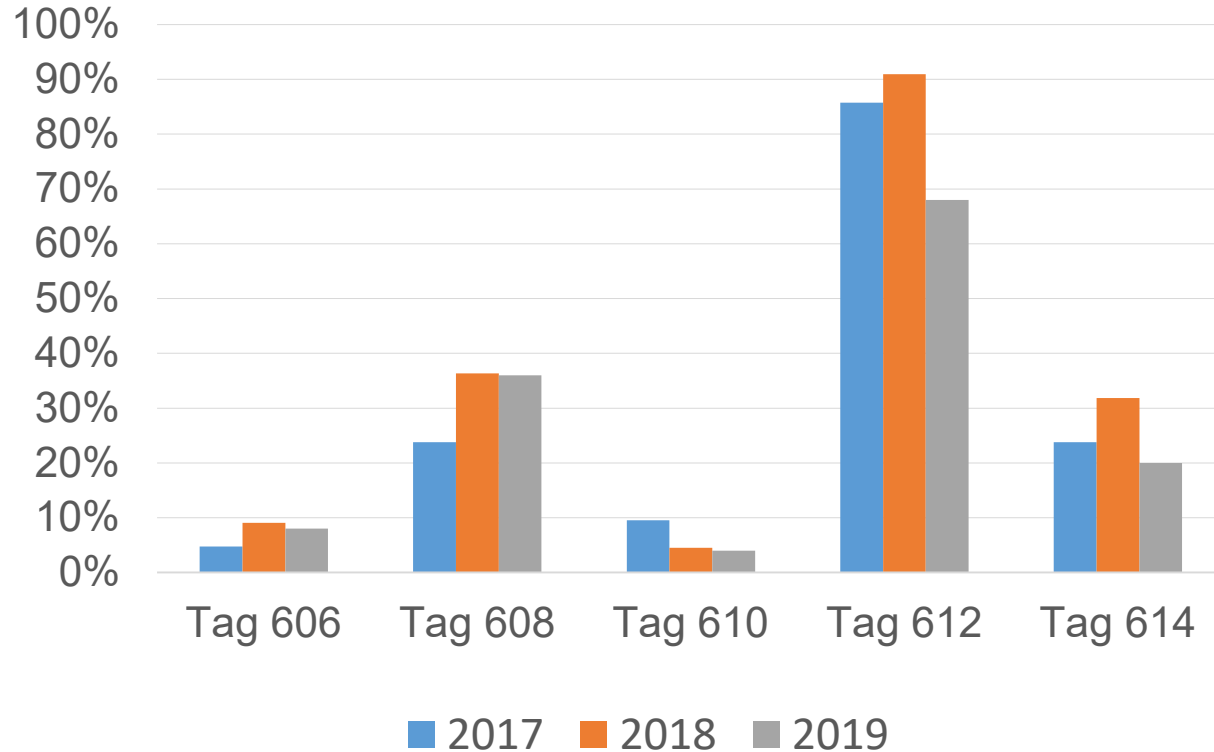


- Tag 600: Complaint postings citations were **24% in 2019** compared to 45% in 2018 and 71% in 2017
- Tag 602: Anti-retaliation postings had citations were **32% in 2019** compared to 23% in 2018 and 86% of hospitals surveyed in 2017
- Tag 604: HNSC record-keeping citations were **72% in 2019** compared to 100% in 2018 and 90% in 2017
- Tags 600, 602, and 604 are measured hospital-wide

\*2019 Data reflects 25 of 26 nurse staffing surveys.

# Nurse Staffing Committee Requirements

Committee Citations: Tags 606-614

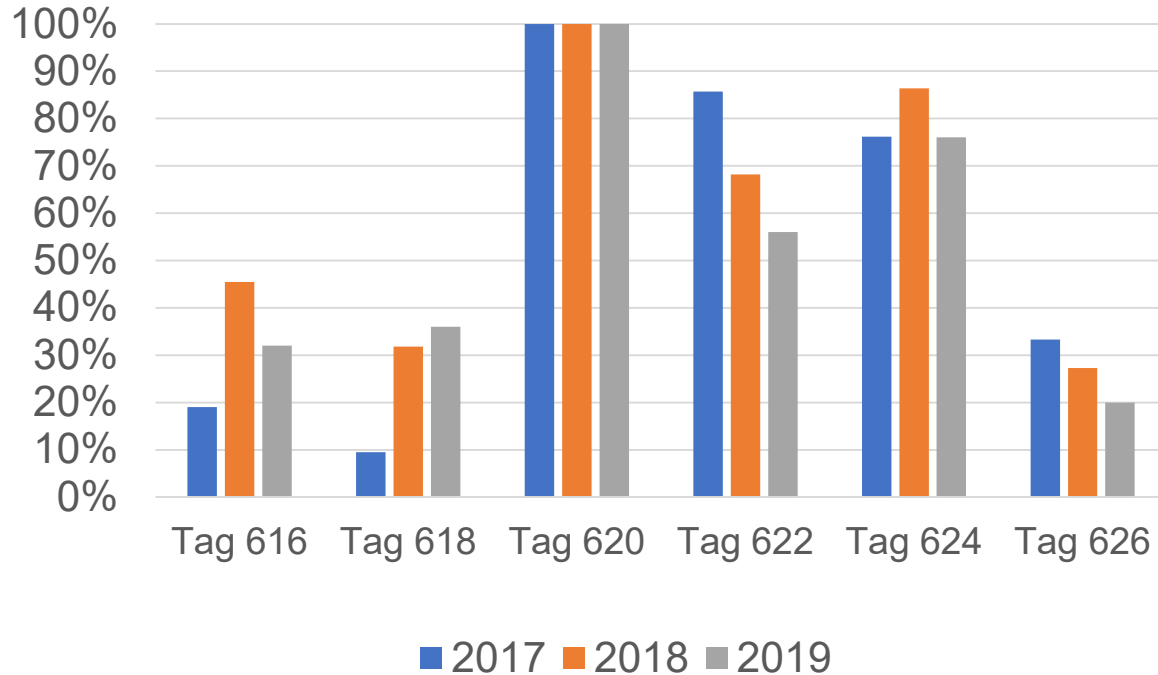


- Tag 606: Requirement for NSC citations were **8% in 2019** compared to 9% in 2018 and 5% in 2017
- Tag 608: Meeting Frequency citations were **36% in 2019** compared to 36% in 2018 and 24% in 2017
- Tag 610: Meeting Release citations were **4% in 2019**, compared to 5% in 2018 and 10% in 2017
- Tag 612: Composition of Committee citations were **68% in 2019** compared to 91% in 2018 and 86% in 2017
- Tag 614: Non RN Member citations were **20% in 2019** compared to 32% in 2018 and 24% in 2017
- Tags 606 through 614 are measured hospital-wide

\*2019 Data reflects 25 of 26 nurse staffing surveys.

# Nurse Staffing Committee Requirements

Committee Citations: Tags 616-626

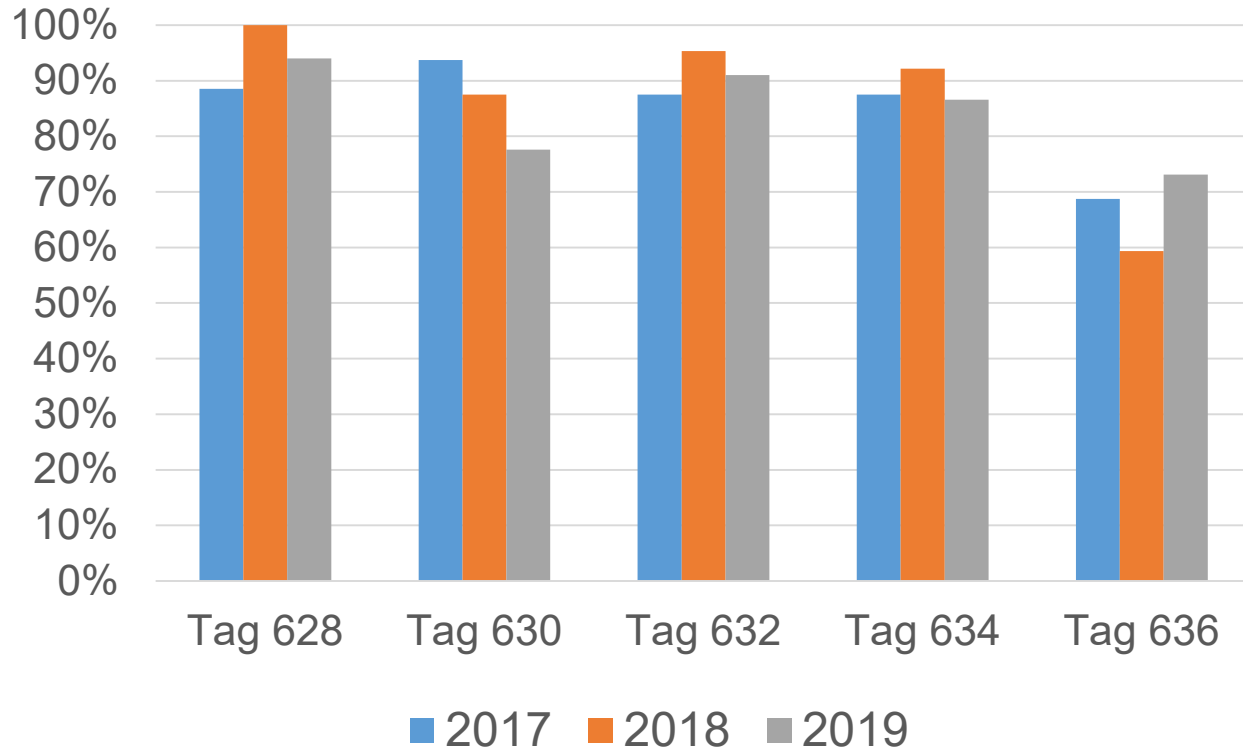


- Tag 616: Member Selection citations were **32% in 2019** compared to 45% in 2018 and 19% in 2017
- Tag 618: Co-Chair Requirements citations were **36% in 2019** compared to 32% in 2018 and 10% in 2017
- Tag 620: Charter Requirements citations were **100% in 2019** compared to 100% in 2018 and 100% in 2017
- Tag 622: Meeting Requirements citations were **56% in 2019** compared to 68% in 2018 and 86% in 2017
- Tag 624 Minutes citations were **76% in 2019** compared to 86% in 2018 and 76% in 2017
- Tag 626: Minutes Approved and Available citations were **20% in 2019** compared to 27% in 2018 and 33% in 2017
- Tags 616 through 626 are measured hospital-wide

\*2019 Data reflects 25 of 26 nurse staffing surveys.

# Nurse Staffing 2019 Year in Review

NSP Citations: Tags 628-636

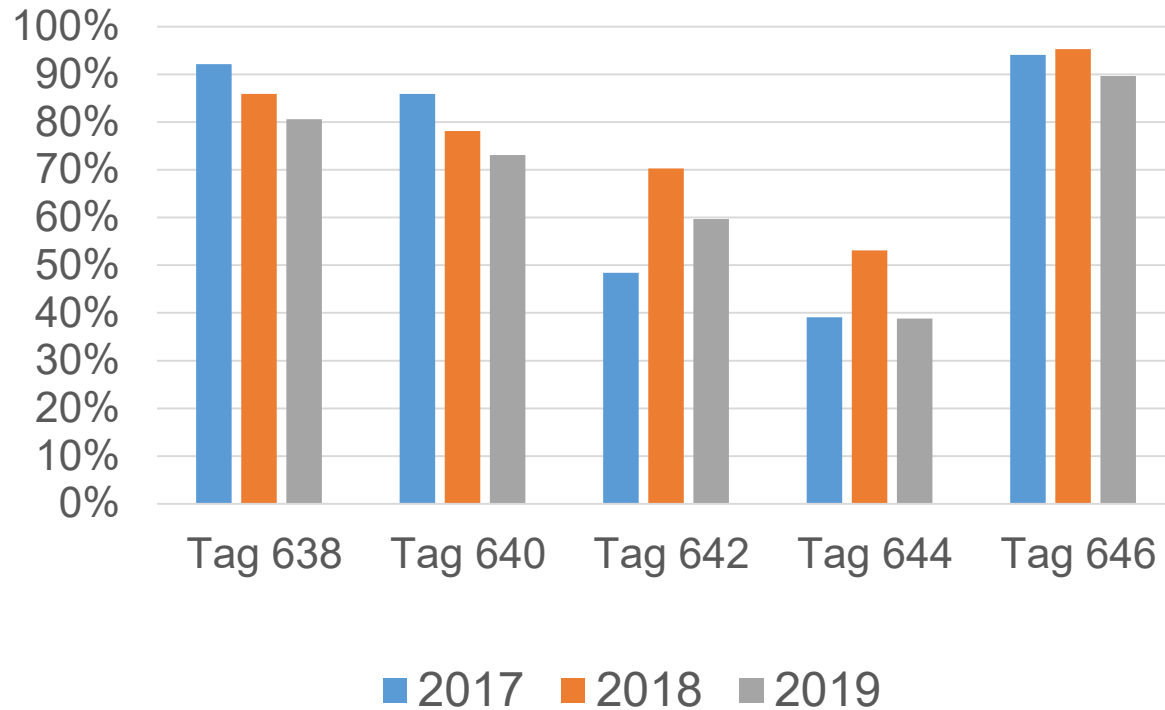


- Tag 628: Approved NSP citations were **94% in 2019** compared to 100% in 2018 and 89% in 2017
- Tag 630: Qualifications and Competencies citations were **78% in 2019** compared to 95% in 2018 and 88% in 2017
- Tag 632: ADT citations were **87% in 2019** compared to 95% in 2018 and 88% in 2017
- Tag 634: Total Diagnoses citations were **87% in 2019** compared to 92% in 2018 and 88% in 2017
- Tag 636: Nationally Recognized Evidence-Based Standards citations were **73% in 2019**, compared to 59% in 2018 and 69% in 2017
- Tags 628 through 636 are measured by unit

\*2019 Data reflects 25 of 26 nurse staffing surveys.

# Nurse Staffing 2019 Year in Review

NSP Citations: Tags 638-646

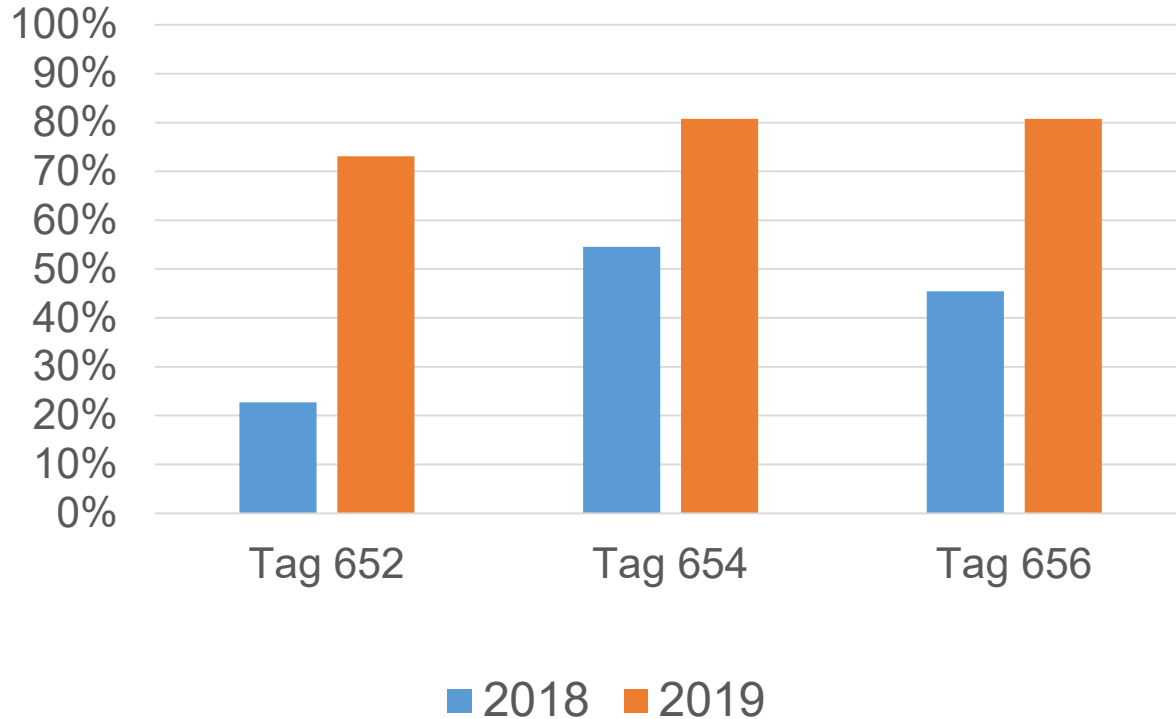


- Tag 638: Patient Acuity citations were **81% in 2019** compared to 86% in 2018 and 92% in 2017
- Tag 640: Minimum Number on Specified Shifts citations were **73% in 2019** compared to 78% in 2018 and 86% in 2017
- Tag 642: Minimum in Unit citations were **60% in 2019** compared to 70% in 2018 and 49% in 2017
- Tag 644: Limitation on Admission or Diversion citations were **39% in 2019** compared to 53% in 2018 and 39% in 2017
- Tag 646: Tasks not Related to Direct Care – (Meals and Breaks) citations were **90% in 2019**, compared to 95% in 2018 and 94% in 2017
- Tags 638 through 646 are measured by unit

\*2019 Data reflects 25 of 26 nurse staffing surveys.

# Nurse Staffing 2019 Year in Review

Annual Plan Review Citations



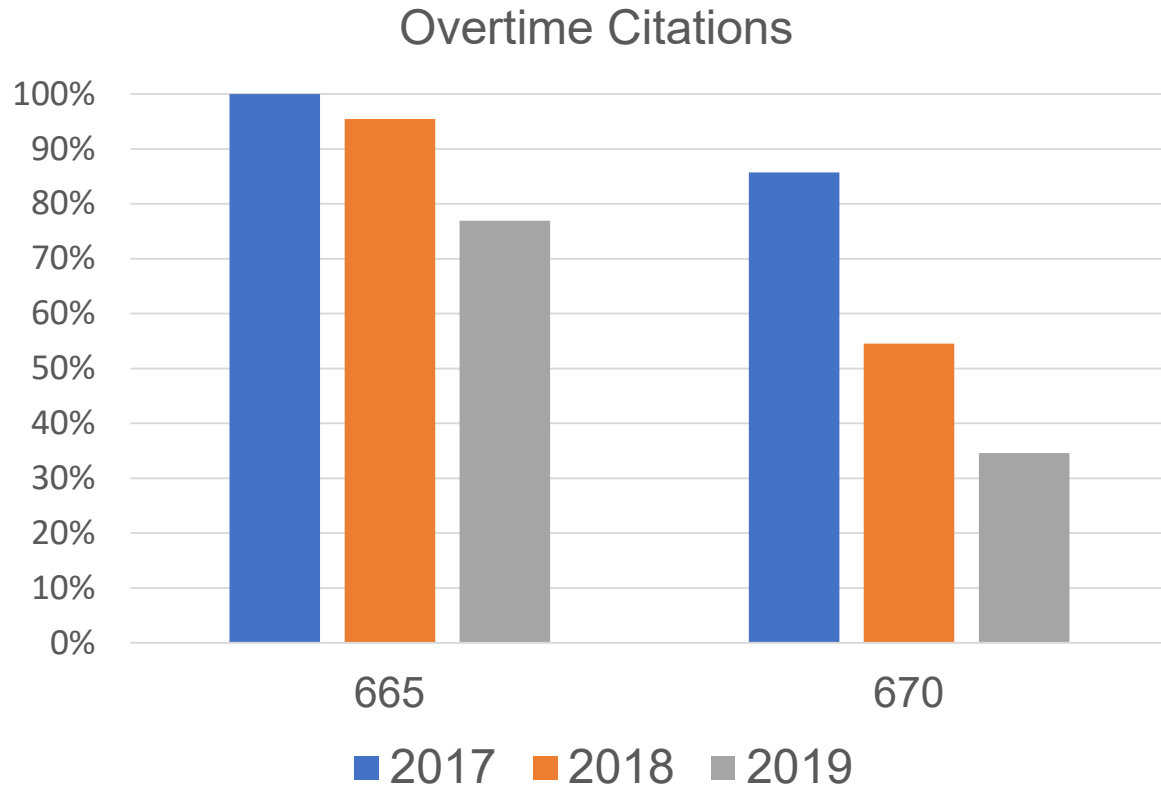
Tags 652, 654 and 656 were not generally surveyed in 2017

- Tag 652: Review of NSP at least once per year and when specified by co-chair or HNSC citations were **73% in 2019** compared to 23% in 2018
- Tag 654: Factors to be considered by HNSC citations were **81% in 2019** compared to 55% in 2018
- Tag 656: HNSC to issue a report to hospital indicating the staffing plan ensures adequate nursing staff to meet the health care needs of patients citations were **81% in 2019** compared to 45% in 2018
- Tags 652 through 656 are measured hospital-wide

\*2019 Data reflects 25 of 26 nurse staffing surveys.



# Nurse Staffing Member Overtime

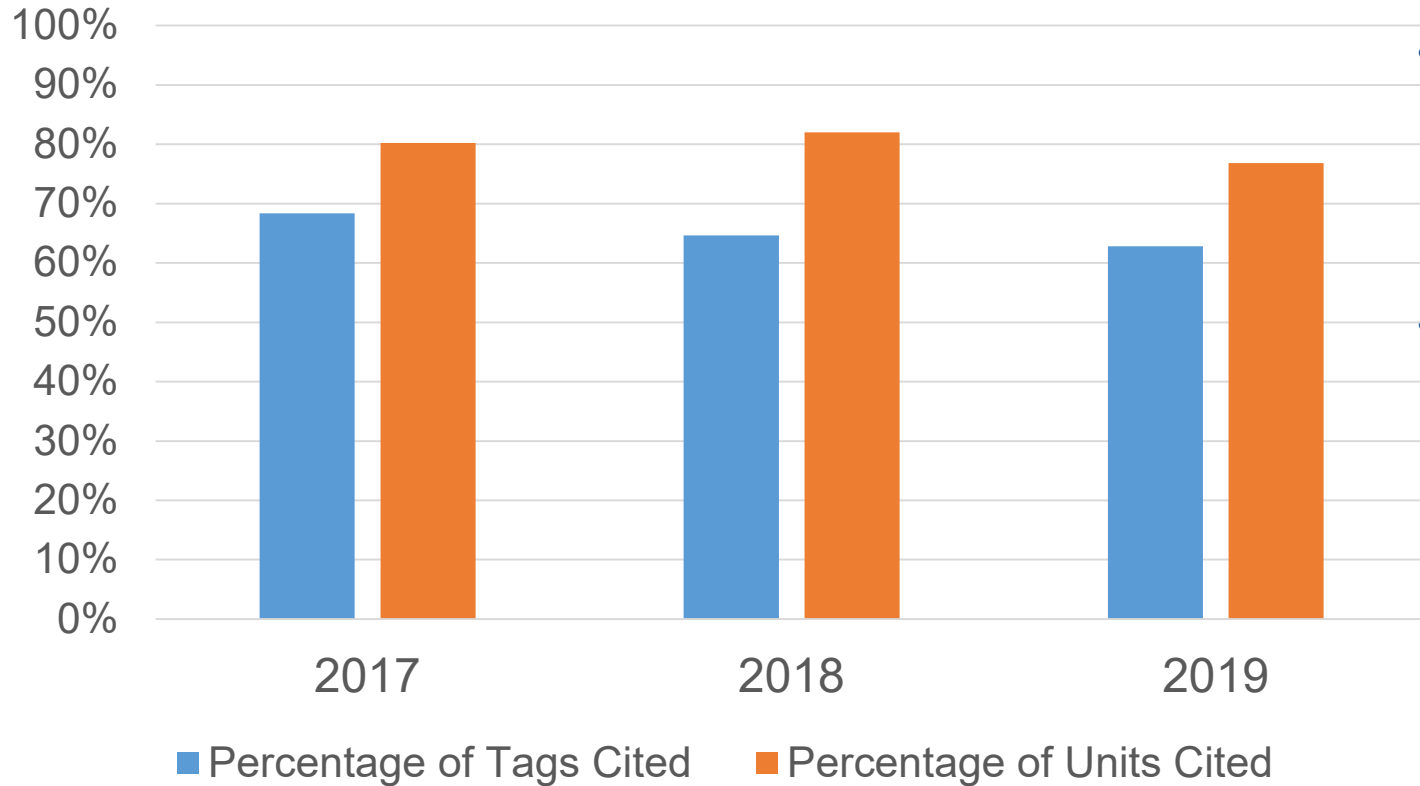


- Tag 665: OT limit citations were **77% in 2019** compared to 95% in 2018 and 100% in 2017  
Citations reflect:
  - Review of timekeeping records
  - Missed meals and breaks and/or undocumented meals and breaks
  - Timekeeping records did not differentiate between voluntary OT and mandatory OT
- Tag 670: OT policy citations were **35% in 2019** compared to 55% in 2018 and 85% in 2017
  - Written OT policies did not reflect current regulations and/or policies did not exist
- Tags 665 and 670 are measured hospital-wide

\*2019 Data reflects 25 of 26 nurse staffing surveys.

# Average Hospital Citations

Hospital Citation Averages



- Average Percentage of Tags Cited: citations were **63% in 2019** compared to 65% in 2018 and 69% in 2017
- Average Percentage of Units Cited: citations were **77% in 2019** compared to 82% in 2018 and 80% in 2017

26 tags routinely surveyed
11 tags not routinely surveyed
37 total survey tags

29 tags surveyed
8 tags not routinely surveyed
37 total survey tags

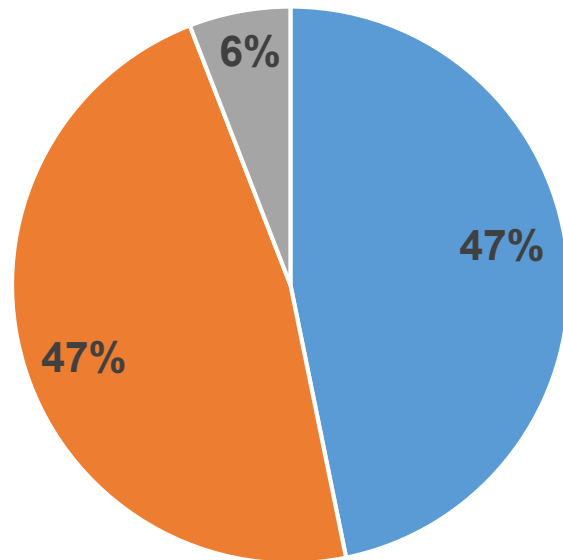
29 tags surveyed
8 tags not routinely surveyed
37 total survey tags

\*2019 Data reflects 25 of 26 nurse staffing surveys.

# Survey Monkey Response Rates

---

Overall Usable Data 2017-2019



- Response Rate  $\geq 85\%$
- Response Rate  $< 85\%$
- Response Rate  $< 20\%$  (Little/No Response)

## Usable Data

- **47%** facilities had 85% or greater response rates

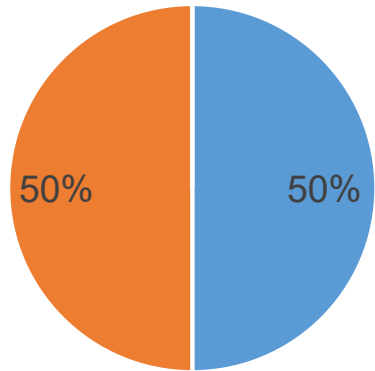
## Unusable Data

- **6%** : less than 20% response rate
- **47%**: between 20-84% response rate

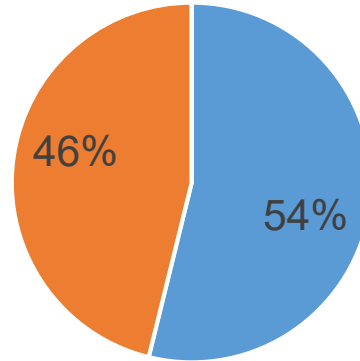
Total: **53%** response rates less than 85%

# Survey Monkey Response Rates

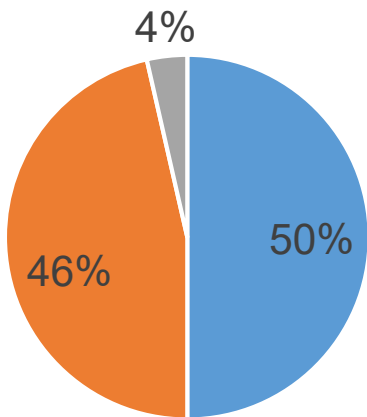
SICF



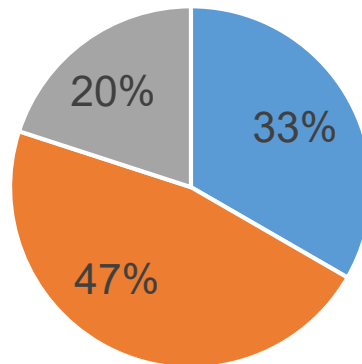
CAH



Medium



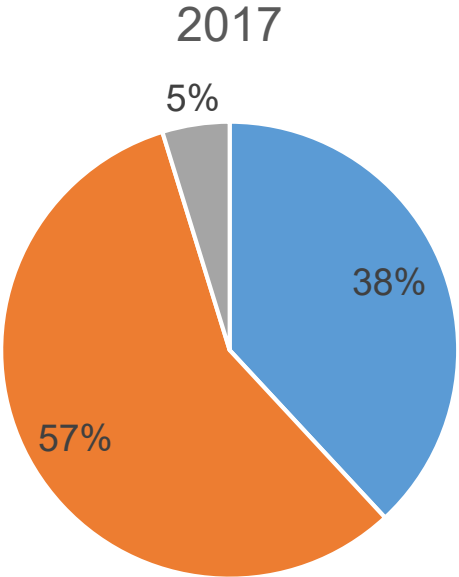
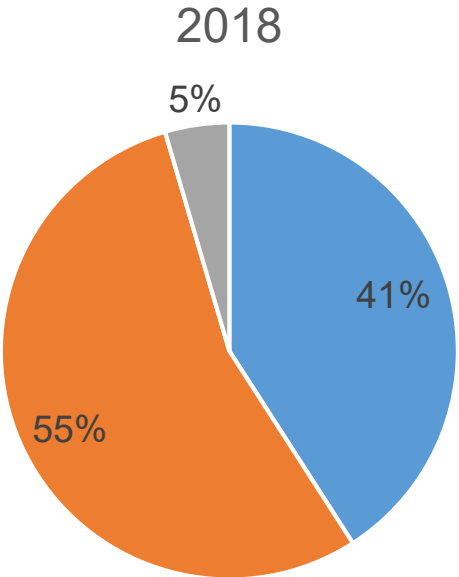
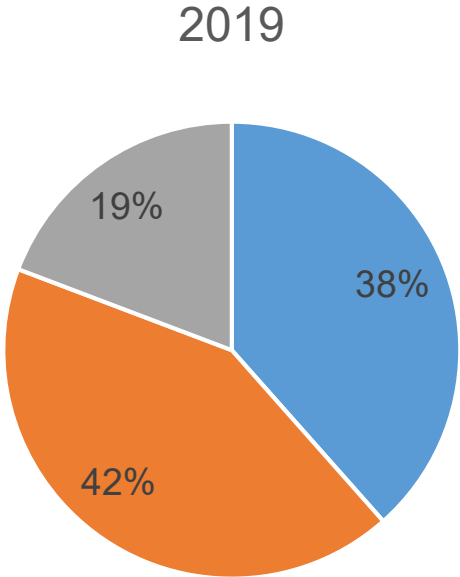
Large



- Facilities Providing Usable Data ( $\geq 85\%$ )
- Facilities Providing Unusable Data ( $< 85\%$ )
- Facilities with Little/No Response ( $< 20\%$ )

- **50% of all SICFs** provided usable data
  - Lowest=64%, Highest=150%
- **54% of all CAHs** provided usable data
  - Lowest=29%, Highest=252%
- **50% of all Medium** facilities (26-149 beds) provided usable data. 1 facility provided response rates less than 20% (ie: facility with 73 beds and only 1 survey response)
  - Lowest=1%, Highest=285%
- **33% of all Large** facilities ( $\geq 150$  beds) provided usable data. 3 facilities provided response rates less than 20% (ie: facility with 302 beds had 26 responses)
  - Lowest=1%, Highest=176%

# Survey Monkey Response Rates



- Facilities Providing Usable Data ( $\geq 85\%$ )
- Facilities Providing Unusable Data ( $< 85\%$ )
- Facilities with Little/No Response ( $< 20\%$ )

---

## **Nurse Staffing Information:**

[www.healthoregon.org/nursestaffing](http://www.healthoregon.org/nursestaffing)

[Mailbox.NurseStaffing@state.or.us](mailto:Mailbox.NurseStaffing@state.or.us)

(971) 673-0540

## **Additional Resources:**

### **Dana Selover, MD, MPH**

Health Care Regulation & Quality  
Improvement

Section Manager

[Dana.S.Selover@state.or.us](mailto:Dana.S.Selover@state.or.us)

(971) 673-0546

Surveys & Complaints:

### **Anna Davis, JD**

Survey & Certification

Program Manager

[Anna.L.Davis@state.or.us](mailto:Anna.L.Davis@state.or.us)

(971) 673-2950

NSAB Coordination:

### **Matt Gilman, MPPA**

Facilities Planning & Safety

Program Manager

[Matt.S.Gilman@state.or.us](mailto:Matt.S.Gilman@state.or.us)

(971) 673-2317

---