

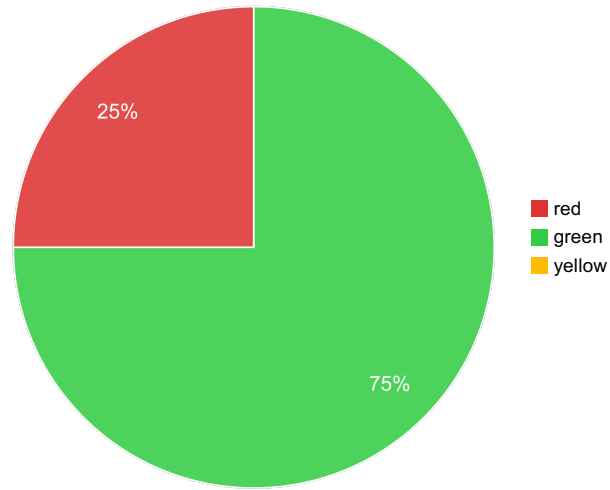
Oregon Board of Psychology

Annual Performance Progress Report

Reporting Year 2020

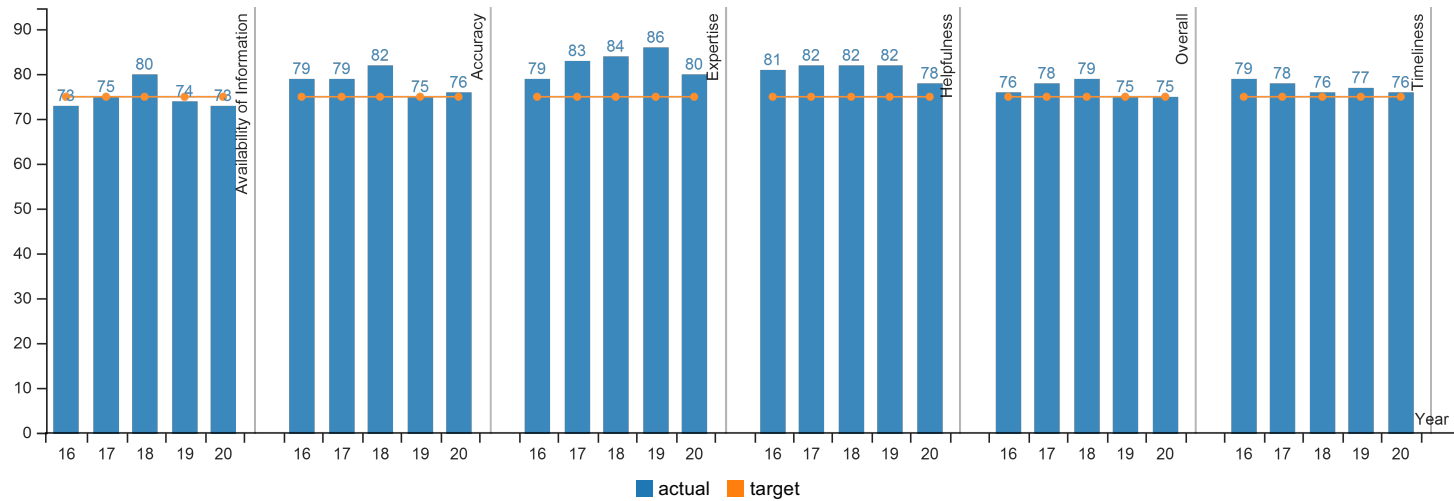
Published: 10/1/2020 9:26:18 AM

KPM #	Approved Key Performance Measures (KPMs)
1	CUSTOMER SERVICE - Percent of customers rating their satisfaction with the agency's customer service as "good" or "excellent": Overall, Timeliness, Accuracy, Helpfulness, Expertise, Availability of Information.
2	BOARD BEST PRACTICES - Percent of total best practices met by the Board.
3	Timely Investigations - Percent of complaints presented to the Board within 120 days of receipt.
4	Efficient Application Processing - Average number of calendar days from completed license application file to application approval.



Performance Summary	Green	Yellow	Red
	= Target to -5%	= Target -5% to -15%	= Target > -15%
Summary Stats:	75%	0%	25%

KPM #1	CUSTOMER SERVICE - Percent of customers rating their satisfaction with the agency's customer service as "good" or "excellent": Overall, Timeliness, Accuracy, Helpfulness, Expertise, Availability of Information.
	Data Collection Period: Jan 01 - Dec 31



Report Year	2016	2017	2018	2019	2020
Availability of Information					
Actual	73%	75%	80%	74%	73%
Target	75%	75%	75%	75%	75%
Accuracy					
Actual	79%	79%	82%	75%	76%
Target	75%	75%	75%	75%	75%
Expertise					
Actual	79%	83%	84%	86%	80%
Target	75%	75%	75%	75%	75%
Helpfulness					
Actual	81%	82%	82%	82%	78%
Target	75%	75%	75%	75%	75%
Overall					
Actual	76%	78%	79%	75%	75%
Target	75%	75%	75%	75%	75%
Timeliness					
Actual	79%	78%	76%	77%	76%
Target	75%	75%	75%	75%	75%

How Are We Doing

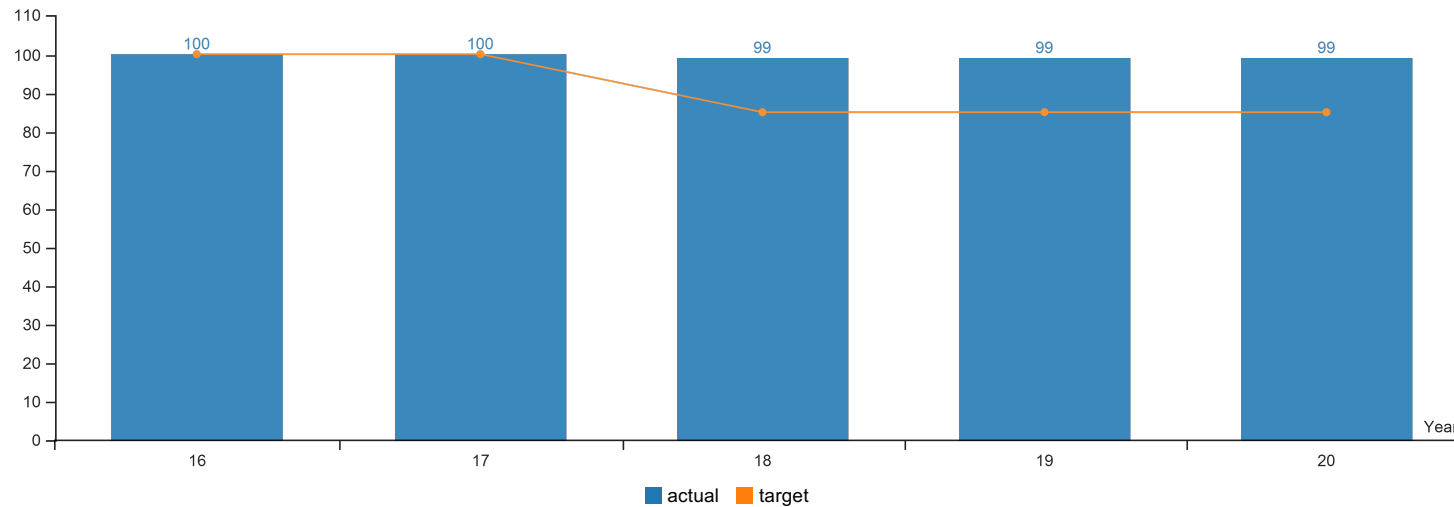
The Board met or exceeded its targets in all areas of customer service except for availability of information. **Overall Customer Satisfaction** remained the same from 2019, on target at 75%. From 2019 to 2020, **Accuracy** increased by one point from 75% to 76%. **Helpfulness** decreased from 82% to 78%, but remains three points above target. **Expertise** decreased by six points from 86% to 80%, but remains five points above target, and is the highest ranked area of customer satisfaction. **Timeliness** decreased by one point from 77% to 76%, and is now one point above target. Finally, **Availability of Information** decreased by one point from 74% to 73%, and is the only area that falls below target by two points.

Factors Affecting Results

The Board has experienced some staff turnover, which may have affected the survey results. Additionally, the Agency is in the process of implementing a new licensing database so that it can replace some very manual, outdated process that adversely impact this Board. Throughout the changes however, the Board has maintained customer service as a high priority, which is reflected in the results. Generally, survey results reflect some stakeholders who have experienced an adverse enforcement action, do not agree with laws or rules that the Board is charged with enforcing, or is unsatisfied the policy direction of the Board or the State Government in general. These individuals will often respond "poor" to each satisfaction area, regardless of their experience with agency staff.

KPM #2	BOARD BEST PRACTICES - Percent of total best practices met by the Board.
	Data Collection Period: Jan 01 - Dec 31

* Upward Trend = positive result



Report Year	2016	2017	2018	2019	2020
GOVERNANCE - Percent of best administrative practices achieved.					
Actual	100%	100%	99%	99%	99%
Target	100%	100%	85%	85%	85%

How Are We Doing

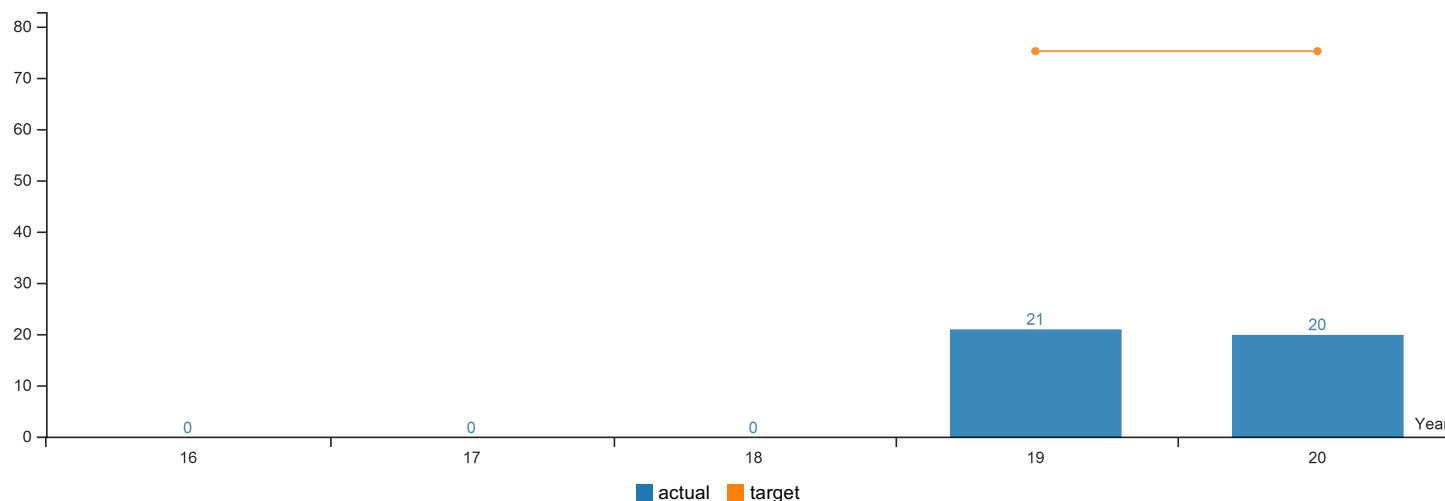
In the past five years, the Board has exceeded the target in Board best practices. The most recent score for the 2020 reporting period was 99%, which is the same as last year at 14 points above target.

Factors Affecting Results

Agency leadership continues to look for opportunities for improved performance and increased transparency, regardless of the Board members' reports of success. Board staff sends materials with this survey to help clarify the survey questions and explain how they directly relate to agency operations; however, members report on their perceptions of best practices which could reflect aspirational rather than actual performance levels. The survey will fall below 100% if just one of the nine Board members indicates that any one of the 15 best practice measures are not being met.

KPM #3	Timely Investigations - Percent of complaints presented to the Board within 120 days of receipt.
	Data Collection Period: Jan 01 - Dec 31

* Upward Trend = positive result



Report Year	2016	2017	2018	2019	2020
Timely Investigations					
Actual	No Data	No Data	No Data	21%	20%
Target	TBD	TBD	TBD	75%	75%

How Are We Doing

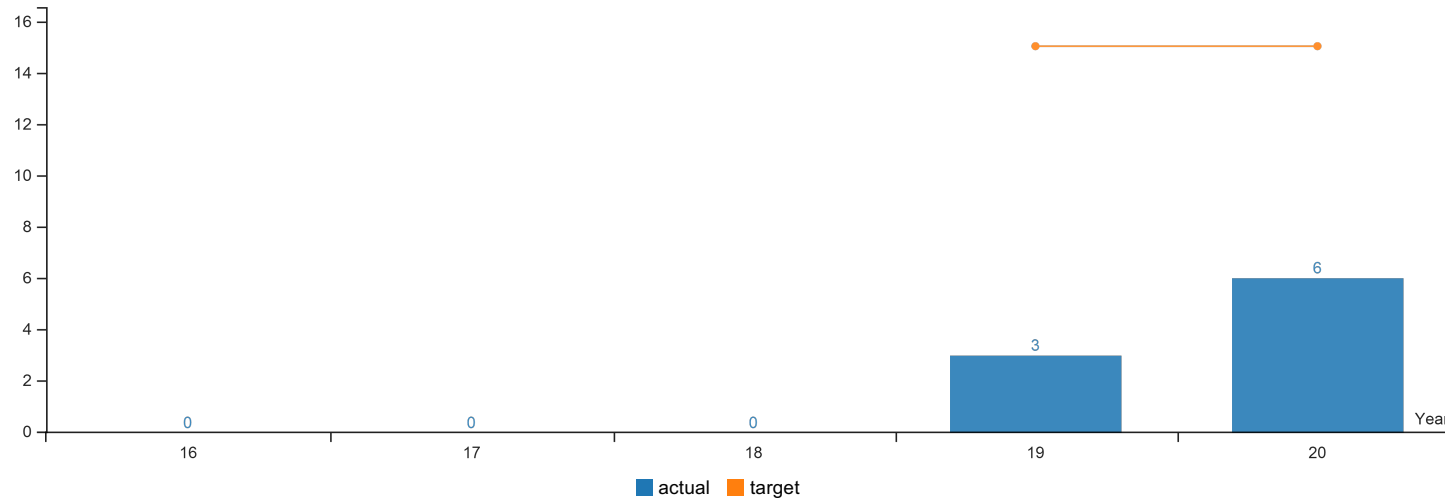
For the 2020 reporting year, 20% of complaints were presented to the Board within 120 days of receipt, which falls significantly below the target of 75%. This represents a one-point decrease from the 21% achieved in 2019.

Factors Affecting Results

The Agency has set an ambitious goal to present complaint investigations to the Board within 120 days of receipt; however, there are many factors affecting our ability to expediently resolve a complaint. These include the varying complexity of cases, increasing volume of complaints received, arranging witness interviews, travel time, coordinating respondent, attorney, and witness schedules for interviews, and waiting for necessary records to be submitted (including issuing and enforcing subpoenas). Sometimes the Board receives emergency high-priority cases involving serious public protection concerns that take staff resources away from other cases. The goal is to present a thorough and complete investigation report to the Board the first time, which often is not possible to achieve within the required 120 days. The Board meets bimonthly, so timing is a major factor as well. Because the Board must review a high volume of materials, the staff sends their materials two weeks in advance of each meeting. So really, this means that depending on the timing of the complaint, the investigation must be completed and the report written and sent to the Board between 46 and 106 days from receipt of the complaint. Particularly at issue this past biennium has been unexpected turnover in the Compliance Section, accompanied by delays in the Board's ability to hire vacant investigator positions due to the significant amount of time needed to complete the recruitment process through DAS CHRO. The Agency has been working diligently to train new staff members and improve complaint-processing speed, but without compromising the integrity of the investigation process, and expects to show improvement on the 2021 annual report.

KPM #4	Efficient Application Processing - Average number of calendar days from completed license application file to application approval.
	Data Collection Period: Jan 01 - Dec 31

* Upward Trend = negative result



Report Year	2016	2017	2018	2019	2020
Efficient Application Processing					
Actual	No Data	No Data	No Data	3	6
Target	TBD	TBD	TBD	15	15

How Are We Doing

The Board has well surpassed its goal to take an average of no more than 15 calendar days to approve a completed licensure application. For 2020, it took an average of 6 days.

Factors Affecting Results

As part of the new Agency organization under Mental Health Regulatory Agency, management has implemented streamlined processes and best-practice sharing between the two regulated boards that has enabled more efficient application processing. Additionally, the Agency has benefited from the addition of 1.0 FTE licensing staff that was approved as part of the 2017-19 budget. Despite these good results, the Agency is still continuously looking for ways to improve, including a new licensing database, cross-training between staff to help cover for absences and vacancies, and continuous feedback.