

OREGON HIGHER EDUCATION COMMUNITY COLLEGES SNAPSHOT



2016-17 Academic Year
Clackamas Community College

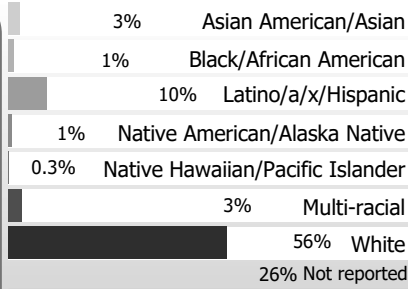


ENROLLMENT



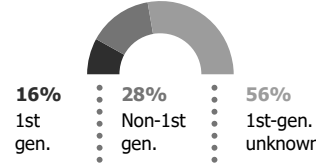
25,478
Total students

Race/Ethnicity

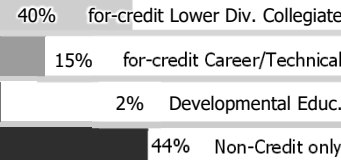


Students of color are increasingly represented on campuses. Currently, nearly **19%** of higher education students identify as students of color.

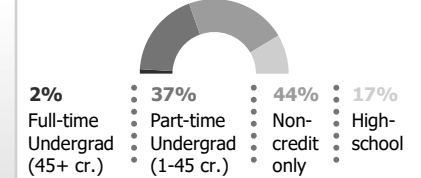
1st-Generation Status



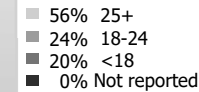
Primary Area of Instruction (most credits)



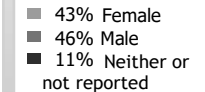
Enrollment Level



Age



Gender



AFFORDABILITY

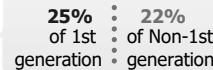
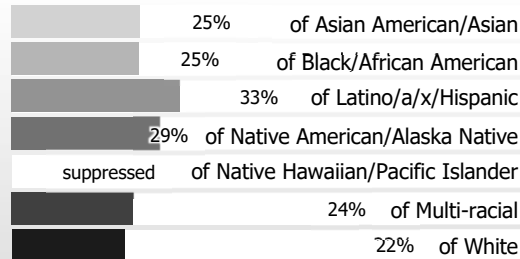
FAFSA filers



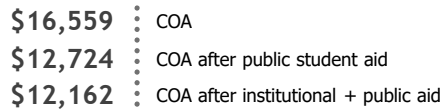
24%

of students were unable to meet expenses with expected resources: family contributions, student earnings, and grant aid.

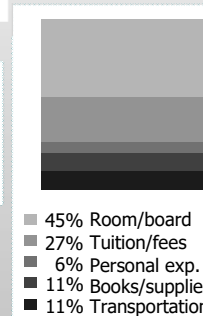
Unable to Meet College Expenses with Expected Resources



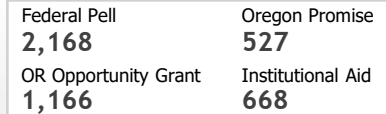
Average Cost of Attendance (COA)



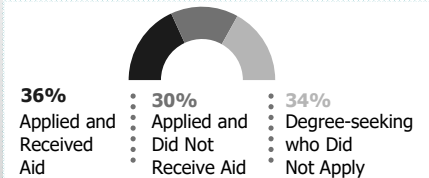
COA Components



Students Receiving Financial Aid



Students Seeking Financial Aid



Average Debt Among Graduates



Loans fill the gap - **38%** of undergraduates have federal loans. Graduation rates rise with grants and fall with loans.

Longer Time to Completion Increases Cost



OUTCOMES

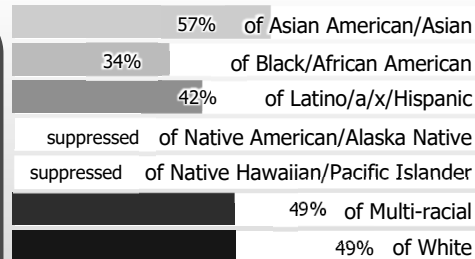
Credential-Seeking



46%

of new community college students complete an associate degree or certificate, or transfer to a university within 4 years

Completion Rates



Retention Rate

78%

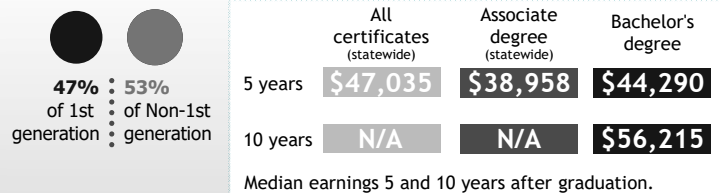
Students continuing after 1st year

Bachelor's Completion Rate if continued to junior year

82% 1st-time Freshmen

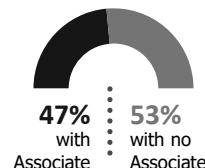
61% Transfer Students

Annual Earnings from Oregon Employment



Number of Students Transferring and Completing

375 Total Transfers



755 Associate degrees
148 Career certificates

