

# OREGON HIGHER EDUCATION UNIVERSITIES SNAPSHOT



2016-17 Academic Year  
Portland State University

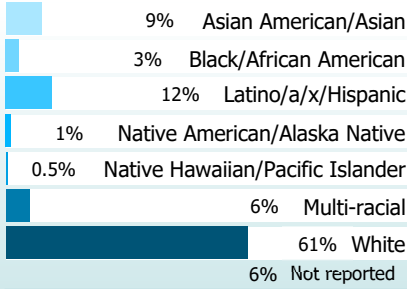


## ENROLLMENT

**22,514**  
Oregon Undergraduates\*

**37,626**  
Total students

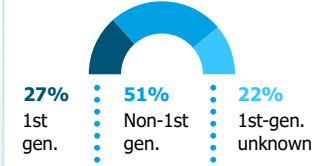
### Race/Ethnicity



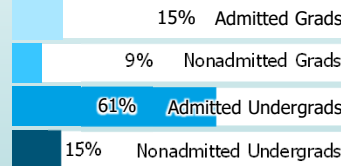
Students of color are increasingly represented on campuses. Currently, nearly **32%** of higher education students identify as students of color.

\*Used as total students for all metrics except Primary Area of Instruction, which also includes graduate students.

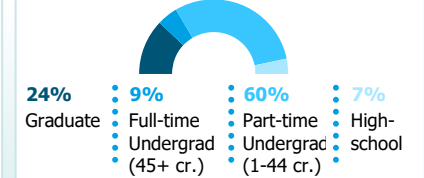
### 1st-Generation Status



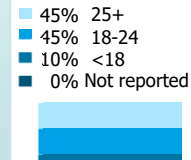
### Primary Area of Instruction (most credits)



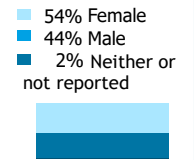
### Enrollment Level



### Age



### Gender



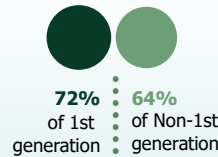
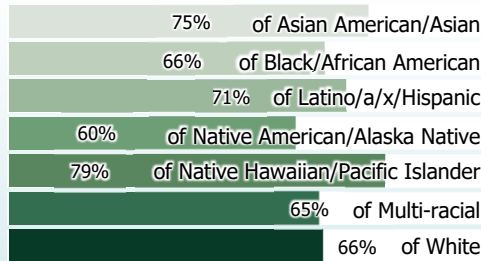
## AFFORDABILITY

FAFSA filers

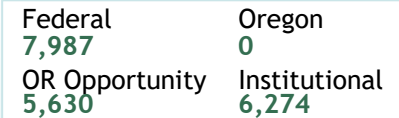
**68%**

of students were unable to meet expenses with expected resources: family contributions, student earnings, and grant aid.

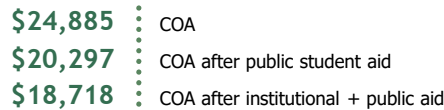
### Unable to Meet College Expenses with Expected Resources




### Students Receiving Financial Aid



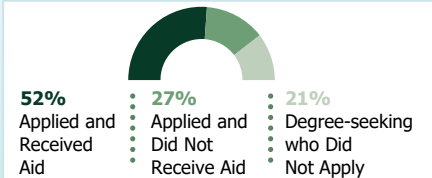
### Average Cost of Attendance (COA)



### COA Components



### Students Seeking Financial Aid



### Longer Time to Completion Increases Cost



### Average Debt Among Graduates



Loans fill the gap - **47%** of undergraduates have federal loans. Graduation rates rise with grants and fall with loans.

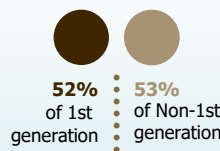
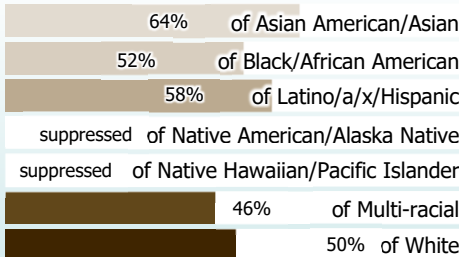
## OUTCOMES

Credential-Seeking

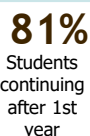
**53%**

of 1st-time, full-time university freshmen complete a bachelor's degree within 6 years

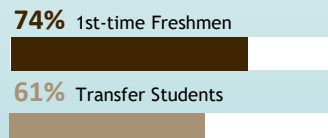
### Completion Rates



### Retention Rate

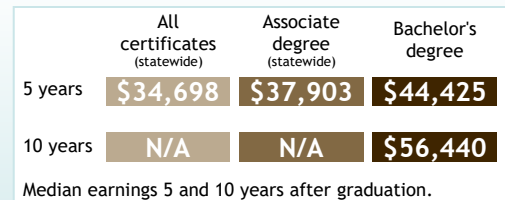


### Bachelor's Completion Rate if continued to junior year




Graduation rates among all students have been increasing over time. However, rates can vary greatly for different groups.

### Annual Earnings from Oregon Employment



### Number of Students Completing



For institution snapshots, visit [www.oregon.gov/highered/research/Pages/snapshots.aspx](http://www.oregon.gov/highered/research/Pages/snapshots.aspx). See back of this document for data notes and definitions. Created by HECC Office of Research and Data in April 2018. Data in this version published 10/13/2022. Suggested citation: Oregon Higher Education Coordinating Commission. (2022). Statewide Higher Education Snapshots. Salem: Oregon.

