


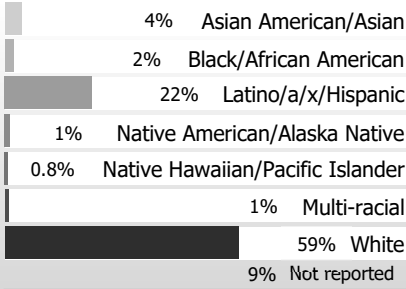
# OREGON HIGHER EDUCATION UNIVERSITIES SNAPSHOT

## ENROLLMENT



**6,637**  
Oregon Undergraduates\*  
**8,927**  
Total students

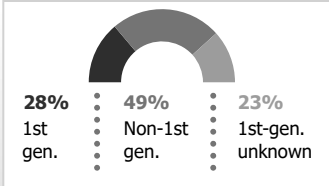
### Race/Ethnicity



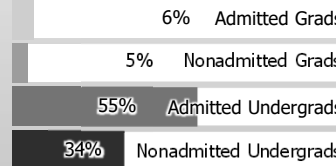
Students of color are increasingly represented on campuses. Currently, nearly **32%** of higher education students identify as students of color.

\*Used as total students for all metrics except Primary Area of Instruction, which also includes graduate students.

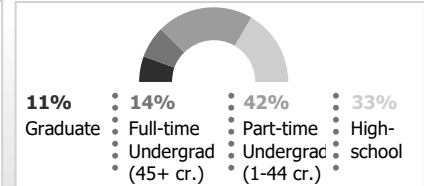
### 1st-Generation Status



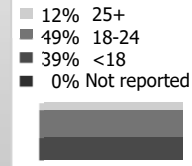
### Primary Area of Instruction (most credits)



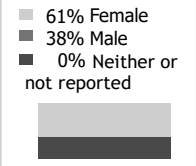
### Enrollment Level



### Age



### Gender



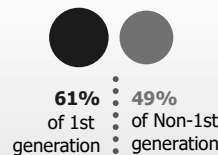
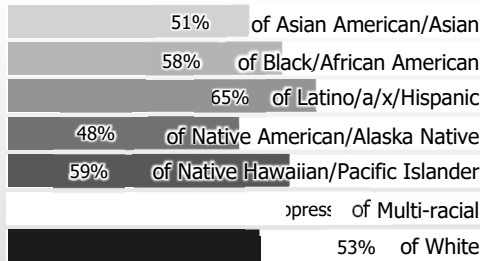
## AFFORDABILITY

FAFSA filers



**56%**  
of students were unable to meet expenses with expected resources: family contributions, student earnings, and grant aid.

### Unable to Meet College Expenses with Expected Resources



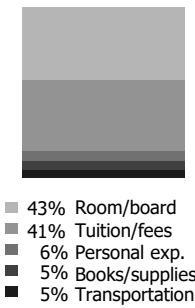
### Average Cost of Attendance (COA)

**\$23,730** : COA  
**\$19,774** : COA after public student aid  
**\$17,230** : COA after institutional + public aid

### Longer Time to Completion Increases Cost



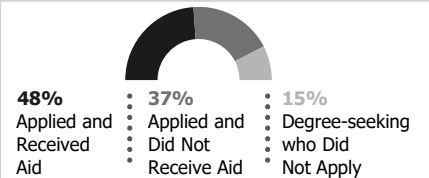
### COA Components



### Students Receiving Financial Aid

Federal	1,783
OR Opportunity	1,271
Oregon Institutional	0
Oregon Institutional	1,778

### Students Seeking Financial Aid




### Average Debt Among Graduates

**\$24,955** Inc. students with \$0 debt Federal Loans

Loans fill the gap - **79%** of undergraduates have federal loans. Graduation rates rise with grants and fall with loans.

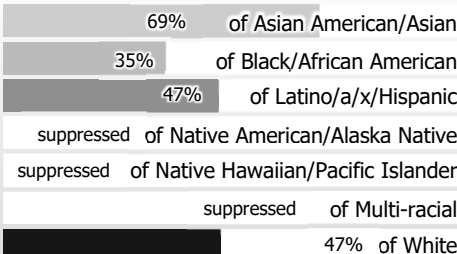
## OUTCOMES

Credential-Seeking



**47%**  
of 1st-time, full-time university freshmen complete a bachelor's degree within 6 years

### Completion Rates

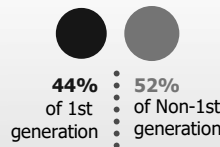


### Retention Rate

**77%**  
Students continuing after 1st year

### Bachelor's Completion Rate if continued to junior year

**73%** 1st-time Freshmen  
**67%** Transfer Students



Graduation rates among all students have been increasing over time. However, rates can vary greatly for different groups.

### Annual Earnings from Oregon Employment

	All certificates (statewide)	Associate degree (statewide)	Bachelor's degree
5 years	\$34,316	\$36,067	\$39,506
10 years	\$39,002	\$45,543	\$48,636

Median earnings 5 and 10 years after graduation.

### Number of Students Completing

- 164 Graduate/Professional
- 24 Certificates/licensure
- 785 Bachelor's degrees
- 0 Associate degrees

