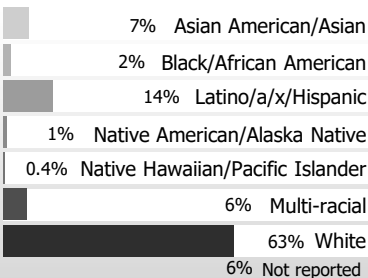


OREGON HIGHER EDUCATION UNIVERSITIES SNAPSHOT

ENROLLMENT

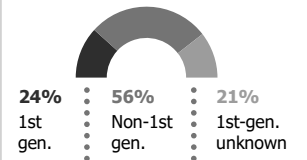
70,278
Oregon Undergraduates
126,462
Total students

Race/Ethnicity

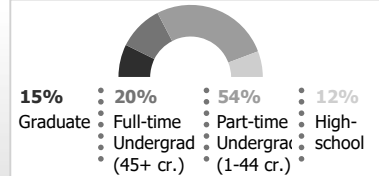


Students of color are increasingly represented on campuses. Currently, nearly **31%** of higher education students identify as students of color.


1st-Generation Status



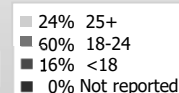
Enrollment Level



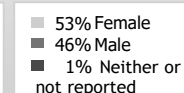
Primary Area of Instruction (most credits)



Age



Gender



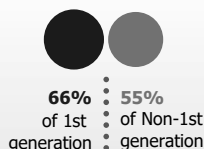
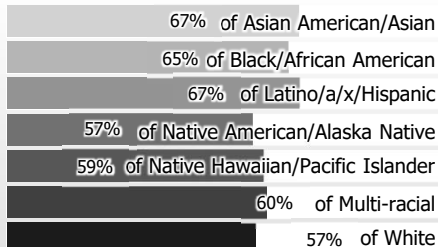
*Used as total students for all metrics except Primary Area of Instruction, which also includes graduate students.

AFFORDABILITY

FAFSA filers

\$
60%
of students were unable to meet expenses with expected resources: family contributions, student earnings, and grant aid.

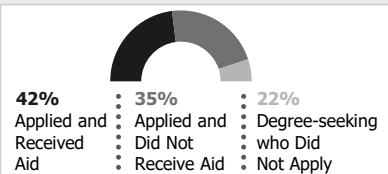
Unable to Meet College Expenses with Expected Resources



Students Receiving Financial Aid

Federal Pell	Oregon Promise
22,196	0
OR Opportunity Grant	Institutional Aid
13,845	24,099

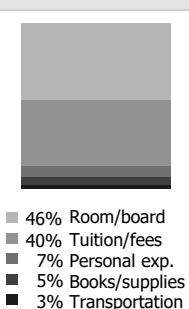
Students Seeking Financial Aid



Average Cost of Attendance (COA)

\$26,456	COA
\$22,503	COA after public student aid
\$19,302	COA after institutional + public aid

COA Components



Average Debt Among Graduates

\$21,855 Inc. students with \$0 debt Federal Loans

Loans fill the gap - **44%** of undergraduates have federal loans. Graduation rates rise with grants and fall with loans.

Longer Time to Completion Increases Cost

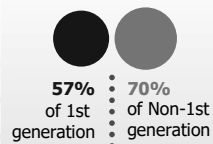
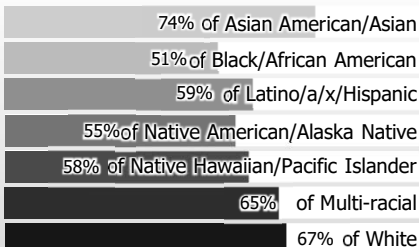


OUTCOMES

Credential-Seeking

66%
of 1st-time, full-time university freshmen complete a bachelor's degree within 6 years

Completion Rates



Retention Rate

83%
Students continuing after 1st year

Bachelor's Completion Rate if continued to junior year

84% 1st-time Freshmen
62% Transfer Students

Graduation rates among all students have been increasing over time. However, rates can vary greatly for different groups.

Annual Earnings from Oregon Employment

	All certificates (statewide)	Associate degree (statewide)	Bachelor's degree
5 years	\$37,072	\$39,950	\$48,144
10 years	\$45,424	\$51,041	\$58,299

Median earnings 5 and 10 years after graduation.

Number of Students Completing

2,540 Graduate/Professional
887 Certificates/licensures
11,884 Bachelor's degrees
27 Associate degrees

