

# OREGON HIGHER EDUCATION UNIVERSITIES SNAPSHOT



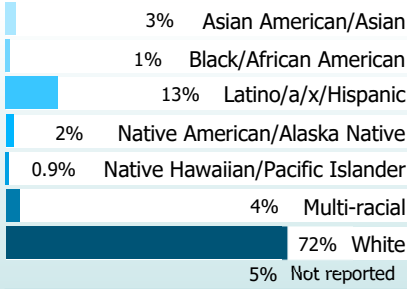
2019-20 Academic Year  
Eastern Oregon University



## ENROLLMENT

**3,158**  
Oregon Undergraduates\*  
**4,942**  
Total students

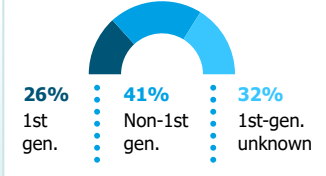
### Race/Ethnicity



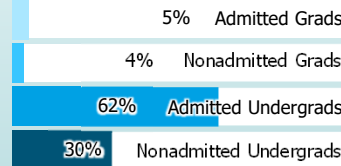
Students of color are increasingly represented on campuses. Currently, nearly **24%** of higher education students identify as students of color.

\*Used as total students for all metrics except Primary Area of Instruction, which also includes graduate students.

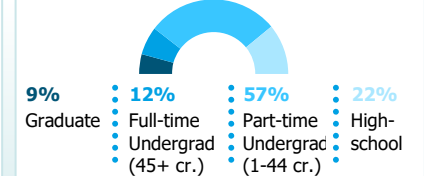
### 1st-Generation Status



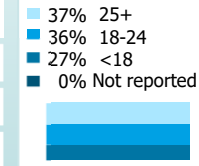
### Primary Area of Instruction (most credits)



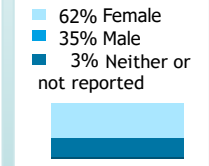
### Enrollment Level



### Age



### Gender

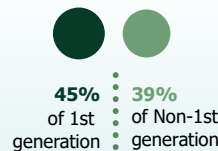
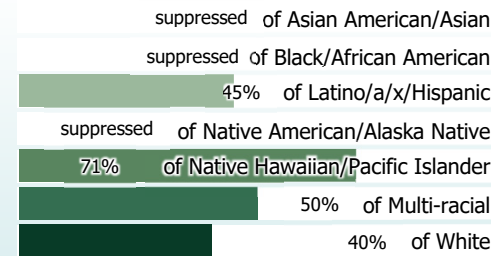


## AFFORDABILITY

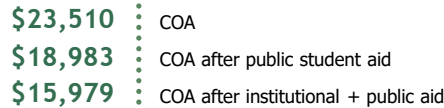
FAFSA filers

**42%**  
of students were unable to meet expenses with expected resources: family contributions, student earnings, and grant aid.

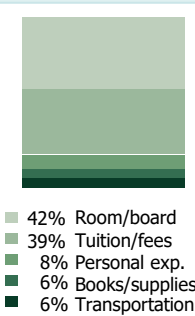
### Unable to Meet College Expenses with Expected Resources



### Average Cost of Attendance (COA)



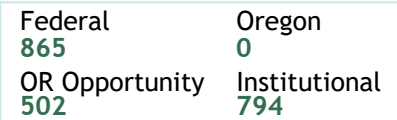
### COA Components



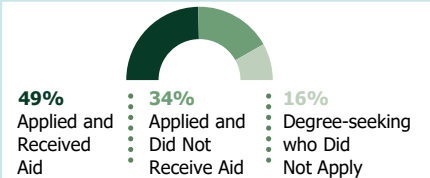
### Longer Time to Completion Increases Cost



### Students Receiving Financial Aid



### Students Seeking Financial Aid



### Average Debt Among Graduates



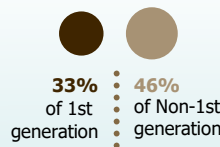

Loans fill the gap - **50%** of undergraduates have federal loans. Graduation rates rise with grants and fall with loans.

## OUTCOMES

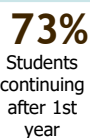
Credential-Seeking

**40%**  
of 1st-time, full-time university freshmen complete a bachelor's degree within 6 years

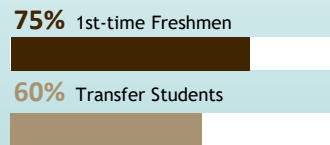
### Completion Rates



### Retention Rate

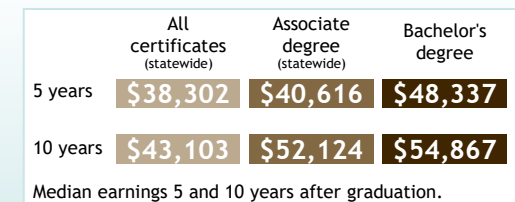


### Bachelor's Completion Rate if continued to junior year




Graduation rates among all students have been increasing over time. However, rates can vary greatly for different groups.

### Annual Earnings from Oregon Employment



### Number of Students Completing



For institution snapshots, visit [www.oregon.gov/highered/research/Pages/snapshots.aspx](http://www.oregon.gov/highered/research/Pages/snapshots.aspx). See back of this document for data notes and definitions. Created by HECC Office of Research and Data in April 2018. Data in this version published 10/13/2022. Suggested citation: Oregon Higher Education Coordinating Commission. (2022). Statewide Higher Education Snapshots. Salem: Oregon.

