

OREGON HIGHER EDUCATION COMMUNITY COLLEGES SNAPSHOT



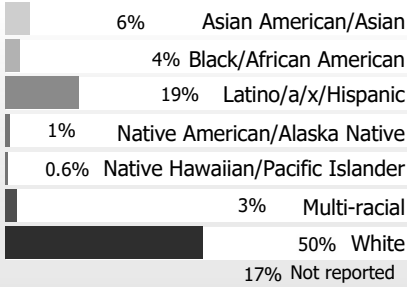
2021-22 Academic Year
Mt Hood Community College



ENROLLMENT

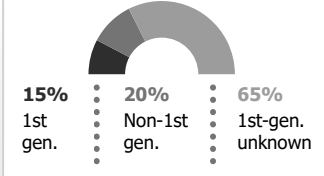
17,325
Total students

Race/Ethnicity

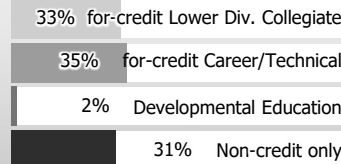


Students of color are increasingly represented on campuses. Currently, nearly **33%** of students identify as students of color.

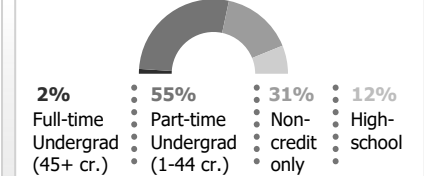
1st-Generation Status



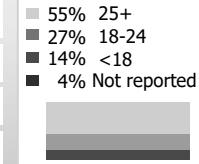
Primary Area of Instruction (most credits)



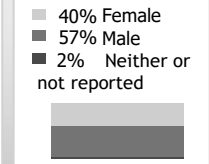
Enrollment Level



Age



Gender

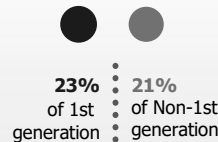
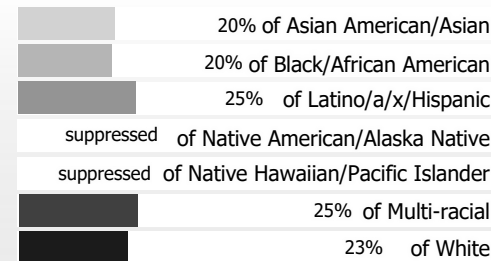


AFFORDABILITY

FAFSA filers

23%
of students were unable to meet expenses with expected resources: family contributions, student earnings, and grant aid

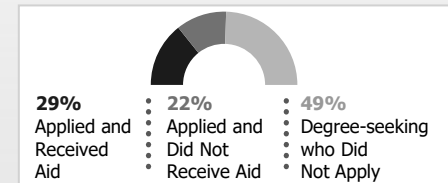
Unable to Meet College Expenses with Expected Resources



Students Receiving Financial Aid

Federal	1,590	Oregon Promise	446
OR Opportunity Aid	1,192	Institutional Aid	1,565

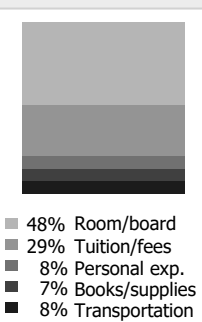
Students Seeking Financial Aid



Average Cost of Attendance (COA)

\$21,261	COA
\$16,746	COA after public student aid
\$15,811	COA after institutional + public aid

COA Components



Average Debt Among Graduates

\$13,667 Inc. students with \$0 debt Federal Loans

Loans fill the gap - **35%** of undergraduates have federal loans. Graduation rates rise with grants and fall with loans.

Longer Time to Completion Increases Cost

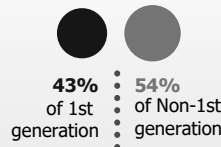
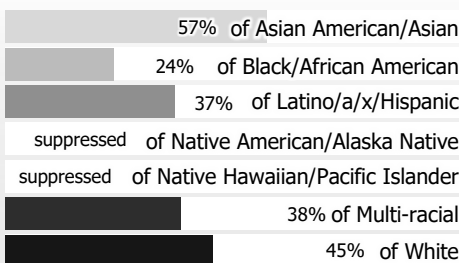


OUTCOMES

Credential-Seeking

41%
of new community college students complete an associate degree or certificate or transfer to a university within 4 years

Completion Rates

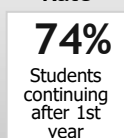


Annual Earnings from Oregon Employment

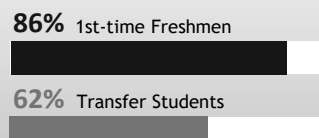
	All certificates MHCC	Associate degree MHCC	Bachelor's degree statewide
5 years	\$39,829	\$45,026	\$57,087
10 years	\$52,979	\$58,025	\$64,759

Median earnings 5 and 10 years after graduation.

Retention Rate



Bachelor's Completion Rate if continued to junior year



Number of Students Transferring and Completing

