

# How can you prevent the spread of hydrilla?

- Empty your aquarium on land (never into streams or lakes or down drains).
- Remove all plant material from boats, trailers and fishing gear before leaving a lake or stream.
- Check ornamental plants for hitchhikers and dispose of them in the garbage.
- Alert others of the risk of hydrilla and ask them to watch for it.
- If you find a plant with the characteristics listed in this brochure, collect a sample, place it in a “zip lock” plastic bag with a damp paper towel and call 1-866-INVADER for instructions.

## Help halt hydrilla in Oregon waters!

### Report suspect sites to

Oregon Department of Agriculture  
Invasive Noxious Weed Control Program  
503-986-4621  
or call

# 1-866-INVADER

For more information, visit:  
[www.oregon.gov/ODA/programs/Weeds](http://www.oregon.gov/ODA/programs/Weeds)



**Oregon**  
Department  
of Agriculture


Plant Protection & Conservation Programs  
Invasive Noxious Weed Control Program  
655 Capitol St. NE  
Salem OR 97301-2532



# Hydrilla

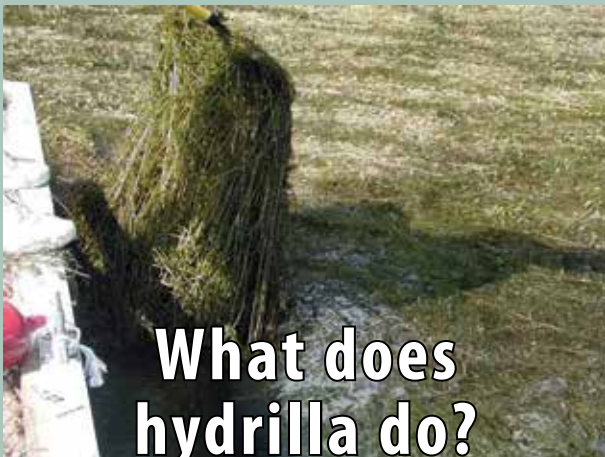
*Hydrilla verticillata*

## AN AQUATIC INVADER!



## What is hydrilla?

This submersed aquatic weed, native to Asia, has invaded lakes, rivers, reservoirs, irrigation canals, and slightly brackish tidal areas across portions of every continent, including North America. Hydrilla has not been found in Oregon yet, but it is in California, Washington and Idaho where active eradication programs are underway. We need your help to find this pest in Oregon!



## What does hydrilla do?

Hydrilla has invaded thousands of acres of valuable aquatic habitat. This noxious weed destroys fish habitat; degrades water quality; causes flooding by reducing water movement; clogs intakes and fish screens; and interferes with recreational activities like fishing, boating and swimming.




## How does hydrilla spread?

Hydrilla spreads from one waterbody to another on boats, motors, trailers, bait pails, fishing tackle, and possibly even waterfowl. Hydrilla may contaminate water plants sold in nurseries and tropical fish stores. When aquariums are dumped into streams and lakes, hydrilla may be introduced too. A small fragment of the plant can grow into a lake-choking mass in only a few weeks.



- Widespread
- Historical site
- Limited
- Not known to occur



Hydrilla leaf whorl

Hydrilla tubers

## How can you identify invasive hydrilla?

Hydrilla is easily confused with other common plants, like *Elodea canadensis* and *Egeria densa*, which are common in Oregon's lakes and waterways. To identify hydrilla, look carefully for the following traits:

- peanut-sized white to yellowish tubers on the roots
- typically, five leaves arranged in a whorl around the stem
- leaves with "sawtooth" edges
- small spines along the center vein of the underside of the leaf (may be difficult to see).



**Oregon**  
Department  
of Agriculture

**Invasive Noxious Weed Control Program**  
[www.oregon.gov/ODA/programs/Weeds](http://www.oregon.gov/ODA/programs/Weeds)  
Photo credits: C. Evans, V. Ramey, M. Gilroy, A. Fox, and T. Murphy.  
Prepared by Center for Lakes & Reservoirs, Portland State University.  
Contact 1-866-invader for more information  
5/2017