

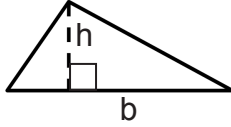
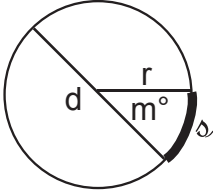
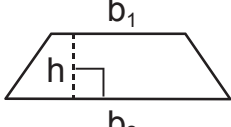
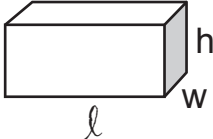
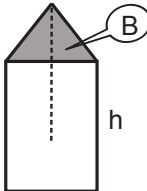
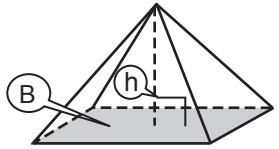
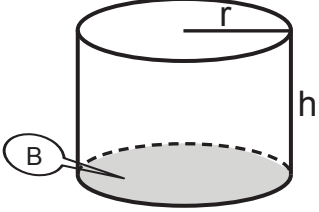
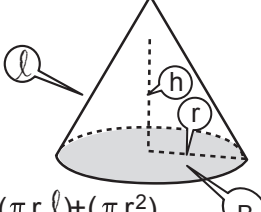

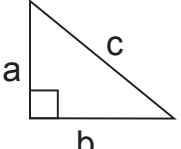
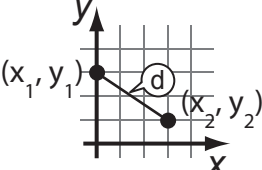
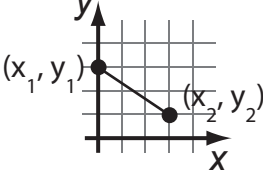
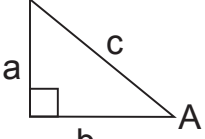
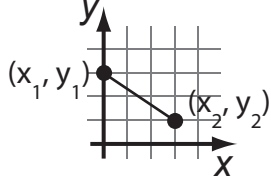


MEASUREMENTS	1 meter = 100 centimeters 1 kilometer = 1000 meters  1 yard = 3 feet 1 mile = 5280 feet 1 hour = 60 minutes 1 minute = 60 seconds	1 gram = 1000 milligrams 1 kilogram = 1000 grams  1 pound = 16 ounces 1 ton = 2000 pounds	1 liter = 1000 cubic centimeters  1 cup = 8 fluid ounces 1 pint = 2 cups 1 quart = 2 pints 1 gallon = 4 quarts
AREA (A)	 $A = lw$	 $A = bh$	 $A = \frac{1}{2} bh$
	 $A = \pi r^2$ $C = 2\pi r = \pi d$ Arc Length: $s = \left(\frac{m}{360}\right) 2\pi r$	 $A = \frac{1}{2} h (b_1 + b_2)$	
SURFACE AREA (SA) and VOLUME (V)	 $SA = 2(lw + wh + lh)$ $V = lwh = Bh$ B = Area of Base	 $SA = \text{Sum of Areas of all faces}$ $V = Bh$ B = Area of Base	 $SA = \text{Sum of Areas of all faces}$ $V = \frac{1}{3} Bh$ B = Area of Base
	 $SA = 2\pi rh + 2\pi r^2$ $V = \pi r^2 h = Bh$ B = Area of Base	 $SA = (\pi r l) + (\pi r^2)$ $V = \left(\frac{1}{3} \pi r^2\right)(h) = \frac{1}{3} Bh$ B = Area of Base	 $SA = 4\pi r^2$ $V = \frac{4}{3} \pi r^3$
	 $a^2 + b^2 = c^2$	 $d = \sqrt{(x_2 - x_1)^2 + (y_2 - y_1)^2}$	 Midpoint = $\left(\frac{x_1 + x_2}{2}, \frac{y_1 + y_2}{2}\right)$
 $\sin A = \frac{a}{c}$ $\cos A = \frac{b}{c}$ $\tan A = \frac{a}{b}$		 Slope: $m = \frac{y_2 - y_1}{x_2 - x_1}$	