



OREGON
DEPARTMENT OF
ENERGY

2023-25

Agency Request Budget



OREGON DEPARTMENT OF ENERGY

2023-25 Agency Request Budget

Table of Contents

Certification

Legislative Action

• 2021 Regular Session SB 5515 Department of Energy	1
• 2021 Regular Session HB 2021	11
• 2021 Regular Session SB 5006.....	15
• 2021 Regular Session SB 5533.....	94
• Emergency Board Certificate June 3, 2022	106

Agency Summary

• Agency Summary Narrative.....	117
• Summary of 2021-23 Budget (BDV104).....	125
• Program Prioritization for 2021-23.....	149
• Reduction Options.....	151
• 2021-23 Legislatively Approved Organizational Chart.....	157
• 2023-25 Legislatively Adopted Organizational Chart.....	158
• Agency-wide Program Unit Summary (BPR010).....	159

Revenues

• Revenue Forecast Graphics/Narrative	161
• Detail of Fee License, or Assessment Revenue Proposed for Increase (107BF08)	163
• Detail of Lottery Funds, Other Funds, and Federal Fund Revenue (107BF07).....	164
• Details of Lottery Funds, Other Funds, and Federal Funds (BPR012).....	165



OREGON DEPARTMENT OF ENERGY

Energy Planning & Innovation

- 2019-21 Legislatively Approved Organizational Chart..... 169
- 2021-23 Legislatively Adopted Organizational Chart 170
- Executive Summary 171
- Program Narrative 177
- Packages 187
- Essential and Policy Package Fiscal Impact Summary (BPR013)..... 190
- Detail of Lottery Funds, Other Funds, and Federal Fund Revenue (BPR012) 195
- Detail of Lottery Funds, Other Funds, and Federal Fund Revenue (107BF07)..... 196

Energy Development Services

- 2019-21 Legislatively Approved Organizational Chart..... 197
- 2021-23 Legislatively Adopted Organizational Chart 198
- Executive Summary 199
- Program Narrative 204
- Packages 207
- Essential and Policy Package Fiscal Impact Summary (BPR013)..... 211
- Detail of Lottery Funds, Other Funds, and Federal Fund Revenue (BPR012) 235
- Detail of Lottery Funds, Other Funds, and Federal Fund Revenue (107BF07)..... 237



OREGON DEPARTMENT OF ENERGY

Nuclear Safety & Emergency Preparedness

• 2019-21 Legislatively Approved Organizational Chart.....	238
• 2021-23 Legislatively Adopted Organizational Chart	238
• Executive Summary	240
• Program Narrative	246
• Packages.....	250
• Essential and Policy Package Fiscal Impact Summary (BPR013)	252
• Detail of Lottery Funds, Other Funds, and Federal Fund Revenue (BPR012)	262
• Detail of Lottery Funds, Other Funds, and Federal Fund Revenue (107BF07).....	263

Energy Facility Siting

• 2019-21 Legislatively Approved Organizational Chart.....	264
• 2021-23 Legislatively Adopted Organizational Chart	264
• Executive Summary	265
• Program Narrative	271
• Packages.....	275
• Essential and Policy Package Fiscal Impact Summary (BPR013).....	278
• Detail of Lottery Funds, Other Funds, and Federal Fund Revenue (BPR012)	286
• Detail of Lottery Funds, Other Funds, and Federal Fund Revenue (107BF07).....	287



OREGON DEPARTMENT OF ENERGY

Administrative Services

- 2019-21 Legislatively Approved Organizational Chart.....288
- 2021-23 Legislatively Adopted Organizational Chart289
- Executive Summary290
- Program Narrative293
- Package297
- Essential and Policy Package Fiscal Impact Summary (BPR013).....302
- Detail of Lottery Funds, Other Funds, and Federal Fund Revenue (BPR012)316
- Detail of Lottery Funds, Other Funds, and Federal Fund Revenue (107BF07).....317

Special Reports

- Annual Performance Progress Report.....318
- Audit Response Report..... 3
- Racial Impact Assessment356
- Affirmative Action Summary367
- ORBITS Reports.....370

CERTIFICATION

I hereby certify that the accompanying summary and detailed statements are true and correct to the best of my knowledge and belief and that the arithmetic accuracy of all numerical information has been verified.

Oregon Department of Energy

550 Capital Street NE, Salem, OR 97301

AGENCY NAME

AGENCY ADDRESS



JANINE BENNER

Director

TITLE

SB 5515 A BUDGET REPORT and MEASURE SUMMARY

Carrier: Rep. Pham

Joint Committee On Ways and Means

Action Date: 05/28/21

Action: Do Pass the A-Eng bill.

House Vote

Yeas: 7 - Bynum, Gomberg, McLain, Nosse, Rayfield, Sanchez, Sollman

Nays: 4 - Drazan, Leif, Smith G, Stark

Senate Vote

Yeas: 11 - Anderson, Girod, Golden, Gorsek, Hansell, Johnson, Knopp, Lieber, Steiner Hayward, Taylor, Thomsen

Exc: 1 - Frederick

Prepared By: Renee Klein, Department of Administrative Services

Reviewed By: John Terpening, Legislative Fiscal Office

Department of Forestry

2021-23

Budget Summary*

	2019-21	2021 - 23	2021-23	Committee Change from 2019-21	
	Legislatively Approved Budget ⁽¹⁾	Current Service Level	Committee Recommendation	Leg. Approved	
				\$ Change	% Change
General Fund	\$ 1,940,000	\$ -	\$ 80,092	\$ (1,859,908)	-95.9%
General Fund Debt Service	\$ 4,334,048	\$ -	\$ -	\$ (4,334,048)	-100.0%
Lottery Funds Debt Service	\$ 3,023,365	\$ 3,022,570	\$ 3,022,570	\$ (795)	0.0%
Other Funds Limited	\$ 33,621,773	\$ 29,098,987	\$ 31,011,546	\$ (2,610,227)	-7.8%
Other Funds Nonlimited	\$ 1,210,647	\$ 1,128,074	\$ 1,128,074	\$ (82,573)	-6.8%
Other Funds Debt Service Nonlimited	\$ 64,303,071	\$ 30,531,300	\$ 30,531,300	\$ (33,771,771)	-52.5%
Federal Funds Limited	\$ 3,347,683	\$ 2,818,981	\$ 3,123,736	\$ (223,947)	-6.7%
Federal Funds Debt Service Nonlimited	\$ 104,000	\$ -	\$ -	\$ (104,000)	-100.0%
Total	\$ 111,884,587	\$ 66,599,912	\$ 68,897,318	\$ (42,987,269)	-38.4%

Position Summary

Authorized Positions	81	78	79	-2
Full-time Equivalent (FTE) positions	79.25	76.77	78.00	-1.25

⁽¹⁾ Includes adjustments through January 2021

* Excludes Capital Construction expenditures

Summary of Revenue Changes

The Oregon Department of Energy (ODOE) is historically supported with Other Funds, Federal Funds and non-Measure 76 Lottery Funds. ODOE has several sources of Other Funds revenues including Other Funds Nonlimited revenues related to Small-Scale Energy Loan Program (SELP) loan repayments and interest income; various fees and charges for services, including the Energy Supplier Assessment; radioactive waste transport fees, and energy facility siting fees. For the 2021-23 biennium, ODOE will also receive a small amount of General Fund support for its Radioactive Waste Oversight program.

Lottery Funds are allocated to ODOE for debt service payments. Federal Funds are received from the United States Department of Energy for the USDOE State Energy Program Formula, Hanford grants and other federal grants.

Summary of Natural Resources Subcommittee Action

The mission of ODOE is to lead Oregon to a safe, clean, and sustainable energy future. It is organized into five divisions: Energy Planning and Innovation, Energy Development Services, Nuclear Safety and Emergency Response, Energy Facility Siting, and Administrative Services. The Subcommittee recommended a budget for the 2021-23 biennium of \$68,897,318 total funds and 79 positions (78.00 FTE). This budget represents a 38.4% decrease from the 2019-21 legislatively approved budget. The budget reduction is largely attributable to the removal of \$33 million Other Funds Nonlimited expenditures from SELP, as it has not received authorization for new bonding authority for several biennia. Other changes decreasing the budget between biennia include a base budget General Fund debt service adjustment and the phase-out of one-time funding that had been provided for the Solar Rebate Program established in HB 2618 (2019).

While not included in this budget bill, there is an anticipated need of approximately \$3.5 million General Fund for debt service payments in order to cover bond payments due in April 2022 and April 2023 for the SELP Fund. This funding need is due to losses sustained from loans dating back to 2007. The General Fund debt service will be provided in an end-of-session bill. The total projected overall cash flow shortfall in the SELP Fund is around \$5 million, down from \$8 million last biennium, but is dynamic and may be reduced further based on revenue received.

Energy Planning and Innovation Division

The Energy Planning and Innovation Division develops state policy and goals relating to energy conservation, the development of alternative fuel and renewable energy resources for energy independence, economic development and the reduction of greenhouse gas emissions. The Subcommittee recommended a budget of \$8,494,045 total funds and 25 positions (25.00 FTE), which includes the following packages:

Package 087, August 2020 Special Session. During the August 2020 Special Session of the Oregon Legislature the Department was granted additional Federal Funds limitation for a federal grant that had been approved earlier in the 2019-21 biennium. A portion of that Federal Funds limitation will need to carry forward into the 2021-23 biennium to complete project work associated with the grant. This package provides \$21,117 Federal Funds expenditure limitation to continue work associated with the grant.

Package 801, LFO Analyst Adjustments. This package utilizes funding from vacant positions eliminated in other Divisions to fund a permanent full-time Research Analyst 3 position (1.00 FTE), which will enhance work related to various energy studies contributing to the Department's Biennial Energy Report. The cost of the position is \$186,500 Other Funds. Additionally, the package includes \$33,000 Other Funds expenditure limitation and \$100,000 Federal Funds expenditure limitation related to a grant award for Energy Efficiency Audits approved during the 2021 session. Total cost of the package is \$319,500.

Energy Development Services Division

The Energy Development Services Division historically administered financing and incentives for businesses, households and the public sector to reduce the cost of energy for Oregonians through energy efficiency, renewable energy and the use of alternative transportation. As of the end

of the 2017 tax year, all of ODOE's energy tax credit and incentive programs have sunset or moved to other agencies. SELP continues to administer loans, however, it is not currently issuing new loans. The Subcommittee approved a budget of \$39,047,343 total funds and three positions (3.00 FTE), which includes the following packages:

Package 090, Analyst Adjustments. This package eliminates a vacant Accountant 2 position (1.00 FTE) and reduces services and supplies for a total reduction of \$182,140 Other Funds. Currently, the work of the Accountant 2 is being done by existing staff within the Administration Division.

Package 801, LFO Analyst Adjustments. This package includes \$1,454,770 Other Funds special payments expenditure limitation representing the estimated final remaining projects related to the Department's Renewable Energy Grants program, which has sunset. Additionally, there is \$85,626 Other Funds expenditure limitation in personal services that is related to the activities still required for accounting work within the program that is being handled by accounting staff in the Administration Division. While the work is being done by staff in another division, this limitation will allow them to charge back to the appropriate program within the Energy Development Services Division.

Nuclear Safety and Emergency Response Division

The Nuclear Safety and Emergency Response Division works to provide safe energy through oversight of nuclear waste cleanup activities at the Hanford nuclear site to ensure that decisions regarding cleanup protect the Columbia River. The division also provides emergency preparedness for potential hazards including a nuclear reactor accident, transporting radioactive materials through Oregon, the potential operation of Liquefied Natural Gas import terminals and petroleum shortages that could impact emergency and essential services. The Subcommittee recommended a total funds budget of \$2,556,070 total funds and six positions (6.00 FTE), which includes the following package:

Package 301, Nuclear Safety and Emergency Response. This package includes \$80,092 General Fund in order to shift the costs of a portion of an existing position and the associated services and supplies from Federal Funds to General Fund. This position is responsible for monitoring and enforcing compliance with statutory and administrative rules regarding the disposal of radioactive material in Oregon. The work is budgeted with Federal Funds but is currently supported by the Energy Supplier Assessment, which are Other Funds. However, the work performed around this issue is more appropriately funded by General Fund as this is a statewide issue rather utilizing ESA funds.

Energy Facility Siting Division

The Energy Facility Siting Division works with energy facility developers and operating energy facilities to meet the state's energy needs by ensuring that large power plants, transmission lines and natural gas pipelines are built to meet Oregon siting requirements. Facility Siting provides staff to the seven-member Energy Facility Siting Council, coordinates the energy facility siting process, oversees compliance with existing site certificates and coordinates federal energy siting projects for the state. The Division coordinates input from other state agencies, tribes, local governments, contractors and the public. The Subcommittee recommended a total funds budget of \$6,078,551 and 13 positions (13.00 FTE), which includes the following packages:

Package 087, August 2020 Special Session. During the August 2020 Special Session of the Oregon Legislature the Department was granted additional Federal Funds limitation for a federal grant in the 2019-21 biennium. A portion of that Federal Funds limitation will need to carry forward into the 2021-23 biennium to complete project work associated with the grant. This package provides \$113,666 Federal Funds expenditure limitation to continue work associated with the grant.

Package 401, Energy Siting Analyst Support. This package includes \$488,630 Other Funds expenditure limitation to continue two limited duration positions (2.00 FTE) first approved in the 2019 session to address increased workload in the Energy Facility Siting application process associated with review of applications and compliance activities. Revenue for these positions comes primarily from cost recovery fees around energy siting work.

Administrative Services Division

The Administrative Services Division consists of the Director's Office and the Central Services Division. The Director provides operational and policy leadership and direction for the Department. The Director's Office functions include internal audits, communications and outreach, human resources management and government relations. The Subcommittee recommended a total funds budget of \$12,721,309 and 32 positions (31.00 FTE), which includes the following packages:

Package 087, August 2020 Special Session. During the August 2020 Special Session of the Oregon Legislature, the Department was granted additional Federal Funds limitation for a federal grant in the 2019-21 biennium. A portion of that Federal Funds limitation will need to carry forward into the 2021-23 biennium to complete project work associated with the grant. This package provides \$115,217 Federal Funds expenditure limitation to continue work associated with the grant.

Package 090, Analyst Adjustments. This package eliminates two vacant positions (1.77 FTE) and reduces personal services associated with temporary employees and differential costs for a total reduction of \$334,684 Other Funds expenditure limitation.

Package 099, Microsoft 365 Consolidation. Microsoft 365 is being consolidated within the office of the State Information Officer at the E5 level of service. This cost is built into the State Government Service Charge for every agency as a cost increase for the 2021-23 biennium. This package makes a corresponding reduction of \$57,137 Other Funds to the agency budget in an amount equivalent to what agencies should be paying in the current 2019-21 biennium for Microsoft 365 at the E3 level of service.

Package 801, LFO Analyst Adjustments. This package includes \$237,994 Other Funds expenditure limitation for a limited duration full-time Information Systems Specialist 7 position (1.00 FTE) which will be used to address data development needs and assist with development and support for existing databases in need of updating or replacement. Funding for this position comes from the Energy Supplier Assessment and is partially offset by elimination of vacant positions in package 090.

Summary of Performance Measure Action

See attached Legislatively Approved 2021-23 Key Performance Measures.

DETAIL OF JOINT COMMITTEE ON WAYS AND MEANS ACTION

Oregon Department of Energy
Renee Klein -- 971-283-1841

DESCRIPTION	GENERAL FUND	LOTTERY FUNDS	OTHER FUNDS		FEDERAL FUNDS		TOTAL ALL FUNDS	POS	FTE
			LIMITED	NONLIMITED	LIMITED	NONLIMITED			
2019-21 Legislatively Approved Budget at Jan. 2021*	\$ 6,274,048	\$ 3,023,365	\$ 33,621,773	\$ 65,513,718	\$ 3,347,683	\$ 104,000	\$ 111,884,587	81	79.25
2021-23 Current Service Level (CSL)*	\$ -	\$ 3,022,570	\$ 29,098,987	\$ 31,659,374	\$ 2,818,981	\$ -	\$ 66,599,912	78	76.77
SUBCOMMITTEE ADJUSTMENTS (from CSL)									
SCR 100 - Energy Planning & Innovation									
Package 080: E-Boards									
Services and Supplies	\$ -	\$ -	\$ -	\$ -	\$ 21,117	\$ -	\$ 21,117		
Package 801: LFO Analyst Adjustments									
Personal Services	\$ -	\$ -	\$ 180,406	\$ -	\$ -	\$ -	\$ 180,406	1	1.00
Services and Supplies	\$ -	\$ -	\$ 39,094	\$ -	\$ 100,000	\$ -	\$ 139,094		
SCR 200 - Energy Development Services									
Package 090: Analyst Adjustments									
Personal Services	\$ -	\$ -	\$ (165,829)	\$ -	\$ -	\$ -	\$ (165,829)	-1	-1.00
Services and Supplies	\$ -	\$ -	\$ (16,311)	\$ -	\$ -	\$ -	\$ (16,311)		
Package 801: LFO Analyst Adjustments									
Personal Services	\$ -	\$ -	\$ 85,626	\$ -	\$ -	\$ -	\$ 85,626	0	0.00
Special Payments	\$ -	\$ -	\$ 1,454,770	\$ -	\$ -	\$ -	\$ 1,454,770		
SCR 300 - Nuclear Safety & Emergency Response									
Package 301: Radioactive Waste Oversight									
Personal Services	\$ 45,245	\$ -	\$ -	\$ -	\$ (45,245)	\$ -	\$ -	0	0.00
Services and Supplies	\$ 34,847	\$ -	\$ -	\$ -	\$ -	\$ -	\$ 34,847		
SCR 400 - Energy Facility Siting									
Package 087: August 2020 Special Session									
Services and Supplies	\$ -	\$ -	\$ -	\$ -	\$ 113,666	\$ -	\$ 113,666		
Package 401: Energy Facility Siting Analyst Support									
Personal Services	\$ -	\$ -	\$ 388,482	\$ -	\$ -	\$ -	\$ 388,482	2	2.00
Services and Supplies	\$ -	\$ -	\$ 100,148	\$ -	\$ -	\$ -	\$ 100,148		
SCR 500 - Administration									
Package 087: August 2020 Special Session									
Services and Supplies	\$ -	\$ -	\$ -	\$ -	\$ 115,217	\$ -	\$ 115,217		
Package 090: Analyst Adjustments									
Personal Services	\$ -	\$ -	\$ (334,684)	\$ -	\$ -	\$ -	\$ (334,684)	-2	-1.77
Package 099: Microsoft 365 Consolidation									
Services and Supplies	\$ -	\$ -	\$ (57,137)	\$ -	\$ -	\$ -	\$ (57,137)		SB 5515 A

DESCRIPTION	GENERAL FUND	LOTTERY FUNDS	OTHER FUNDS		FEDERAL FUNDS		TOTAL ALL FUNDS	POS	FTE
			LIMITED	NONLIMITED	LIMITED	NONLIMITED			
Package 801: LFO Analyst Adjustments									
Personal Services	\$ -	\$ -	\$ 224,877	\$ -	\$ -	\$ -	\$ 224,877	1	1.00
Services and Supplies	\$ -	\$ -	\$ 13,117	\$ -	\$ -	\$ -	\$ 13,117		
TOTAL ADJUSTMENTS	\$ 80,092	\$ -	\$ 1,912,559	\$ -	\$ 304,755	\$ -	\$ 2,297,406	1	1.23
SUBCOMMITTEE RECOMMENDATION *	\$ 80,092	\$ 3,022,570	\$ 31,011,546	\$ 31,659,374	\$ 3,123,736	\$ -	\$ 68,897,318	79	78.00
% Change from 2019-21 Leg Approved Budget	-98.7%	0.0%	-7.8%	-51.7%	-6.7%	-100.0%	-38.4%	-2.5%	-1.6%
% Change from 2021-23 Current Service Level	100.0%	0.0%	6.6%	0.0%	10.8%	0.0%	3.4%	1.3%	1.6%

*Excludes Capital Construction Expenditures

Legislatively Approved 2021 - 2023 Key Performance Measures

Published: 5/26/2021 9:13:01 AM

Agency: Energy, Department of

Mission Statement:

The Oregon Department of Energy is leading Oregon to a safe, clean, and sustainable energy future.

Legislatively Approved KPMs	Metrics	Agency Request	Last Reported Result	Target 2022	Target 2023
1. CUSTOMER SERVICE - Percent of customers rating their satisfaction with the agency's customer service as "good" or "excellent": overall, timeliness, accuracy, helpfulness, expertise, availability of information.	a) Timeliness	Approved	84%	90%	90%
	b) Accuracy		88%	90%	90%
	c) Helpfulness		80%	90%	90%
	d) Expertise		88%	90%	90%
	e) Availability of Information		82%	90%	90%
	f) Overall		85%	90%	90%
2. ZERO EMISSION VEHICLE ADOPTION IN OREGON - Total ZEV registrations in the light-duty vehicle sector		Approved		100,000	150,000
3. APPLICATION PROCESSING - Percent of Energy Facility Siting applications reviewed and approved within administrative or statutory deadlines.		Approved		100%	100%
4. ENERGY USE BY STATE BUILDINGS - Electrical and fossil fuel energy use in state owned buildings by use type and building area.		Approved	54.450	51	51
5. GREENHOUSE GAS CONTENT OF OREGON'S ELECTRICITY AND STATIONARY FUEL - Carbon intensity of emissions in Oregon's electricity and stationary fuels.	a) Greenhouse gas emissions per unit of electricity used in Oregon.	Approved		0.151	0.151
	b) Greenhouse gas emissions per unit of electricity generated in Oregon.			0.151	0.151
	c) Greenhouse gas emissions per unit of the mix of other stationary fuels used in Oregon.			35.680	35.680
6. TRANSPORTATION FUELS USED IN OREGON - Percentage of petroleum vs non-petroleum fuels used for on road transportation in Oregon		Approved		45%	45%
8. HOME ENERGY SCORING - Percent of Oregon population receiving a state authorized home energy score.		Approved		7,500%	7,500%
1. ENERGY SAVINGS AND PRODUCTION - Annual energy savings and production from the agency's programs.	a) Total of Programs	Legislatively Deleted	131.30	236	
	b) Energy Incentive Programs		86.20	200	
	c) Small-Scale Energy Loan Program		0	0	
	d) Public Buildings		39.50	30	
	e) Residential Programs		0	0	
3. APPLICATION PROCESSING - Percent of applications reviewed and approved within administrative or statutory deadlines.	a) Energy Facility Siting: Percent of new applicants notified within 60 days of application completeness	Legislatively Deleted	100%	100%	
	b) Energy Incentive Programs: Percent of Final Applications Processed within 60 Days		64%	100%	

Legislatively Approved KPMs	Metrics	Agency Request	Last Reported Result	Target 2022	Target 2023
	c) Residential Energy Tax Credit (RETC)-Percent of applications processed within 60 days		54%	100%	
5. GREENHOUSE GAS CONTENT OF OREGON'S ELECTRICITY AND STATIONARY FUEL - Greenhouse gas emissions per unit	a) Electricity used in Oregon	Legislatively Deleted	0.335	0.151	
	b) Electricity generated in Oregon		0.137	0.151	
	c) The mix of other stationary fuels used in Oregon		0.058	0.036	
	d) The mix of other stationary fuels produced in Oregon			0	
6. TRANSPORTATION FUELS USED IN OREGON - Percentage of petroleum vs non-petroleum fuels used for transportation in Oregon: a) On-road fuel and b) Non-road fuel.	a) On Road Percentage Non-petroleum	Legislatively Deleted	8.69%	0%	
	b) Non Road Percentage Non Petroleum			0%	

LFO Recommendation:

The Department has reevaluated their Key Performance Measures and targets and is proposing a number of changes. Adjustments to the Department's KPM's include modifications of KPM's related to application processing, transportation fuels, and greenhouse gas content in fuels. These changes resulted in the deletion of KPM's 3, 5, and 6, but they are re-established with modified benchmarks based on the ability of the Department to collect relevant data for those KPM's.

The former KPM #1 related to Energy Savings & Production has been deleted as those savings were measured through programs that largely no longer exist within the agency. There are also two new KPM's, one measuring registration of Zero Emissions Vehicles in Oregon as part of the emphasis toward ZEV usage, and also one measuring the percentage of homes receiving a Home Energy Score around efficient energy use. A third proposed new KPM around agency outreach is not recommended at this time.

The Legislative Fiscal Office recommends the proposed Key Performance Measures and targets.

SubCommittee Action:

The Natural Resources Subcommittee approved the Key Performance Measures and targets.

HB 2021 C BUDGET REPORT and MEASURE SUMMARY

Carrier: Sen. Beyer

Joint Committee On Ways and Means

Action Date: 06/18/21

Action: Do pass the C-Eng bill.

Senate Vote

Yeas: 7 - Frederick, Golden, Gorsek, Johnson, Lieber, Steiner Hayward, Taylor

Nays: 5 - Anderson, Girod, Hansell, Knopp, Thomsen

House Vote

Yeas: 7 - Bynum, Gomberg, McLain, Nosse, Rayfield, Sanchez, Sollman

Nays: 3 - Drazan, Leif, Stark

Exc: 1 - Smith G

Department of Energy

2021-23

Public Utility Commission

2021-23

Budget Summary*

	2019-21	2021 - 23	2021-23	Committee Change from 2019-21	
	Legislatively Approved Budget ⁽¹⁾	Current Service Level	Committee Recommendation	Leg. Approved	
				\$ Change	% Change
Oregon Department of Energy					
General Fund	\$ -	\$ -	\$ 50,000,000	\$ 50,000,000	100.0%
Other Funds Limited	\$ -	\$ -	\$ 26,960,291	\$ 26,960,291	100.0%
Total	\$ -	\$ -	\$ 76,960,291	\$ 76,960,291	100.0%
Public Utility Commission					
Other Funds Limited	\$ -	\$ -	\$ 1,867,217	\$ 1,867,217	100.0%
Total	\$ -	\$ -	\$ 1,867,217	\$ 1,867,217	100.0%

⁽¹⁾ Includes adjustments through January 2021

* Excludes Capital Construction expenditures

Position Summary

Oregon Department of Energy

Authorized Positions	0	0	8	8
Full-time Equivalent (FTE) positions	0.00	0.00	7.50	7.50

Public Utility Commission

Authorized Positions	0	0	10	10
Full-time Equivalent (FTE) positions	0.00	0.00	6.50	6.50

Summary of Revenue Changes

HB 2021 appropriates \$50,000,000 General Fund to the Oregon Department of Energy (ODOE) for deposit in the Community Renewable Investment Fund. The bill increases Other Funds expenditure limitation by \$26,960,291 for ODOE, which allows the Department to utilize \$25 million from the Community Renewable Investment Fund for grants and community renewable energy projects, as well as up to 10% for administrative costs of running the program. The bill also increases Other Funds expenditure limitation by \$1,867,217 for the Public Utility Commission (PUC) using existing revenue sources.

Summary of Transportation and Economic Development Subcommittee Action

HB 2021 establishes clean energy standards for Oregon and sets requirements for electricity providers to reduce greenhouse gas emissions associated with electricity sold to Oregon consumers over time. PUC will oversee progress towards the goals. The bill also creates a Community Renewable Investment Program fund with \$50,000,000 General Fund. ODOE will examine opportunities for improvement and development of renewable energy projects, as well as provide grants from the Community Renewable Investment Fund. To carry out provisions of the bill, the Subcommittee recommended \$50,000,000 General Fund, \$28,827,508 Other Funds expenditure limitation, and 18 positions (14.00 FTE).

Oregon Department of Energy

To implement the requirements of the bill, ODOE will need to engage in rulemaking for renewable portfolio standards changes described in the bill; conduct a study on small scale renewable energy development; implement restrictions on new natural gas plants; collect attestations and documents around the new labor standards; and develop and administer the new Community Renewable Investment Program.

The Subcommittee recommended \$26,960,291 Other Funds expenditure limitation and eight positions (7.50 FTE). This includes \$25,000,000 for special payments associated with the Community Renewable Investment Program fund. Personal services, including related services and supplies, account for the remaining expenditure limitation. This includes funding for the following eight positions to complete the work required in the bill. The first of these is a limited duration Economist 4 (1.00 FTE) to work on the study of small scale renewable energy projects required by the measure. This position is funded with Other Funds from the Energy Supplier Assessment and not from the Community Renewable Investment Fund. The other seven positions will support work directly related to the Community Renewable Investment Program and are funded through the Community Renewable Investment Fund, including one Principal Executive Manager E position (1.00 FTE), two Program Analyst 2 positions (1.50 FTE), one Information Systems Specialist 5 position (1.00 FTE), one Program Analyst 3 position (1.00 FTE), one Administrative Specialist 2 position (1.00 FTE), and one Operations and Policy Analyst 3 position (1.00 FTE).

Public Utility Commission

The new clean energy program will set greenhouse gas emission reduction targets for electric companies. PUC's primary responsibility will be to review and acknowledge the electric companies' clean energy plans to meet the emission reduction targets. PUC will also ensure compliance by evaluating reliability issues, unexpected resource variability, and cost cap issues excusing compliance.

The Subcommittee recommended \$1,867,217 Other Funds expenditure limitation and 10 positions (6.50 FTE) to carry out provisions of the bill. This includes the following positions to complete work required in the bill: two limited duration Utility and Energy Analyst 3 positions (1.50 FTE) and one-part-time limited duration Administrative Law Judge (0.50 FTE), splitting time between developing new rules, guidelines and processes associated with the program and reviewing plans for compliance; one limited duration Utility and Energy Analyst 3 position (0.75 FTE); one Utility and Energy Analyst 3 position (0.50 FTE), an Administrative Law Judge (0.75 FTE) and an Administrative Specialist 2 position (0.25 FTE) to review and acknowledge plans within six months; one part-time Utility and Energy Analyst 3 position (0.25 FTE) to adopt policies in coordination with the Department of Environmental Quality (DEQ); one Utility and Energy Analyst 3 position (1.00 FTE) to conduct rulemaking

or investigation processes; and one Utility and Energy Analyst 3 position (1.00 FTE) to examine costs and opportunities of offsetting energy generated from fossil fuels with community-based renewable energy.

DETAIL OF JOINT COMMITTEE ON WAYS AND MEANS ACTION

Oregon Department of Energy, Public Utility Commission
 Renee Klein - 971-283-1841

DESCRIPTION	GENERAL FUND	LOTTERY FUNDS	OTHER FUNDS		FEDERAL FUNDS		TOTAL ALL FUNDS	POS	FTE	
			LIMITED	NONLIMITED	LIMITED	NONLIMITED				
<u>Oregon Department of Energy</u>										
SCR 100 - Energy Planning and Innovation										
Personal Services	\$	- \$	- \$	298,867 \$	- \$	- \$	- \$	298,867	1	1.00
Services and Supplies	\$	- \$	- \$	8,676 \$	- \$	- \$	- \$	8,676		
SCR 200 - Energy Development Services										
Personal Services	\$	- \$	- \$	1,086,480 \$	- \$	- \$	- \$	1,086,480	6	5.50
Services and Supplies	\$	- \$	- \$	346,000 \$	- \$	- \$	- \$	346,000		
Special Payments-6060 Intra-Agency GF Transfer	\$	50,000,000 \$	- \$	- \$	- \$	- \$	- \$	50,000,000		
Special Payments	\$	- \$	- \$	25,000,000 \$	- \$	- \$	- \$	25,000,000		
SCR 300 - Energy Facility Siting										
Personal Services	\$	- \$	- \$	3,161 \$	- \$	- \$	- \$	3,161	0	0.00
Services and Supplies	\$	- \$	- \$	9,000 \$	- \$	- \$	- \$	9,000		
SCR 500 - Administrative Services										
Personal Services	\$	- \$	- \$	196,680 \$	- \$	- \$	- \$	196,680	1	1.00
Services and Supplies	\$	- \$	- \$	11,427 \$	- \$	- \$	- \$	11,427		
<u>Public Utility Commission</u>										
SCR 001 - Utility Regulation										
Personal Services	\$	- \$	- \$	1,538,437 \$	- \$	- \$	- \$	1,538,437	10	6.50
Services and Supplies	\$	- \$	- \$	328,780 \$	- \$	- \$	- \$	328,780		
TOTAL ADJUSTMENTS	\$	50,000,000 \$	- \$	28,827,508 \$	- \$	- \$	- \$	78,827,508	18	14.00
SUBCOMMITTEE RECOMMENDATION	\$	50,000,000 \$	- \$	28,827,508 \$	- \$	- \$	- \$	78,827,508	18	14.00

HB 5006 A BUDGET REPORT and MEASURE SUMMARY

Carrier: Rep. Rayfield

Joint Committee On Ways and Means

Action Date: 06/24/21

Action: Do pass with amendments. (Printed A-Eng.)

House Vote

Yeas: 10 - Bynum, Drazan, Gomberg, Leif, McLain, Nosse, Rayfield, Sanchez, Sollman, Stark

Exc: 1 - Smith G

Senate Vote

Yeas: 12 - Anderson, Frederick, Girod, Golden, Gorsek, Hansell, Johnson, Knopp, Lieber, Steiner Hayward, Taylor, Thomsen

Prepared By: Julie Neburka, Legislative Fiscal Office

Reviewed By: Laurie Byerly and Theresa McHugh, Legislative Fiscal Office

Emergency Board

2021-23

Various Agencies

2021-23

Public Defense Services Commission

2019-21

Budget Summary*

	2019-21 Legislatively Approved Budget	2021-23 Committee Recommendation	Committee Change
<u>Emergency Board</u>			
General Fund - General Purpose		\$ 50,000,000	\$ 50,000,000
General Fund - Special Purpose Appropriations			
State Employee Compensation		\$ 198,000,000	\$ 198,000,000
Non-State Employee Compensation		\$ 20,000,000	\$ 20,000,000
Family Treatment Court Programs		\$ 10,000,000	\$ 10,000,000
Pre-trial Release (SB 48)		\$ 2,500,000	\$ 2,500,000
State Response to Natural Disasters		\$ 150,000,000	\$ 150,000,000
Transforming Justice Initiative		\$ 10,000,000	\$ 10,000,000
Department of Early Learning and Care		\$ 5,130,265	\$ 5,130,265
Dental Rates		\$ 19,000,000	\$ 19,000,000
OHA/DHS Caseload Costs		\$ 55,000,000	\$ 55,000,000
Essential Workforce Health Care Program		\$ 30,000,000	\$ 30,000,000
<u>ADMINISTRATION PROGRAM AREA</u>			
<u>Department of Administrative Services</u>			
General Fund		\$ 76,777,383	\$ 76,777,383
General Fund Debt Service		\$ (600,308)	\$ (600,308)
Lottery Funds Debt Service		\$ (4,316,625)	\$ (4,316,625)
Other Funds		\$ 180,076,580	\$ 180,076,580
Other Funds Debt Service		\$ 5,189,112	\$ 5,189,112
Federal Funds		\$ 2,378,604,743	\$ 2,378,604,743
<u>Advocacy Commissions Office</u>			
General Fund		\$ 212,032	\$ 212,032
<u>Employment Relations Board</u>			
General Fund		\$ (77,831)	\$ (77,831)
Other Funds		\$ (51,846)	\$ (51,846)
<u>Oregon Government Ethics Commission</u>			
Other Funds		\$ (92,004)	\$ (92,004)
<u>Office of the Governor</u>			
General Fund		\$ (476,684)	\$ (476,684)
Lottery Funds		\$ (72,430)	\$ (72,430)
Other Funds		\$ (92,512)	\$ (92,512)

Budget Summary*

	<u>2019-21 Legislatively Approved Budget</u>	<u>2021-23 Committee Recommendation</u>	<u>Committee Change</u>
<u>Oregon Liquor Control Commission</u>			
Other Funds		\$ 27,639,318	\$ 27,639,318
Other Funds Debt Service		\$ 7,547,093	\$ 7,547,093
<u>Public Employees Retirement System</u>			
Lottery Funds		\$ 16,792,238	\$ 16,792,238
Other Funds		\$ (3,588,447)	\$ (3,588,447)
<u>Racing Commission</u>			
Other Funds		\$ (40,195)	\$ (40,195)
<u>Department of Revenue</u>			
General Fund		\$ 22,566,168	\$ 22,566,168
General Fund Debt Service		\$ (116,730)	\$ (116,730)
Other Funds		\$ 3,758,567	\$ 3,758,567
Other Funds Debt Service		\$ 790,000	\$ 790,000
<u>Secretary of State</u>			
General Fund		\$ 2,283,134	\$ 2,283,134
Other Funds		\$ (552,483)	\$ (552,483)
Federal Funds		\$ (6,971)	\$ (6,971)
<u>State Library</u>			
General Fund		\$ (70,697)	\$ (70,697)
Other Funds		\$ (216,816)	\$ (216,816)
Federal Funds		\$ 2,924,165	\$ 2,924,165
<u>State Treasurer</u>			
Other Funds		\$ (621,233)	\$ (621,233)
<u>CONSUMER AND BUSINESS SERVICES PROGRAM AREA</u>			
<u>State Board of Accountancy</u>			
Other Funds		\$ (88,512)	\$ (88,512)
<u>Chiropractic Examiners Board</u>			
Other Funds		\$ (79,230)	\$ (79,230)

Budget Summary*

	2019-21 Legislatively Approved Budget	2021-23 Committee Recommendation	Committee Change
<u>Consumer and Business Services</u>			
General Fund		\$ 10,678,004	\$ 10,678,004
Other Funds		\$ (16,962,773)	\$ (16,962,773)
Federal Funds		\$ (1,813,776)	\$ (1,813,776)
<u>Construction Contractors Board</u>			
Other Funds		\$ (186,817)	\$ (186,817)
<u>Board of Dentistry</u>			
Other Funds		\$ (23,039)	\$ (23,039)
<u>Health Related Licensing Boards</u>			
State Mortuary and Cemetery Board			
Other Funds		\$ (54,881)	\$ (54,881)
Board of Naturopathic Medicine			
Other Funds		\$ (31,572)	\$ (31,572)
Occupational Therapy Licensing Board			
Other Funds		\$ (14,198)	\$ (14,198)
Board of Medical Imaging			
Other Funds		\$ (30,351)	\$ (30,351)
State Board of Examiners for Speech-Language Pathology and Audiology			
Other Funds		\$ (26,641)	\$ (26,641)
Oregon State Veterinary Medical Examining Board			
Other Funds		\$ (31,762)	\$ (31,762)
<u>Bureau of Labor and Industries</u>			
General Fund		\$ 2,150,530	\$ 2,150,530
Other Funds		\$ (142,287)	\$ (142,287)
Federal Funds		\$ (14,786)	\$ (14,786)
<u>Licensed Social Workers, Board of</u>			
Other Funds		\$ (86,002)	\$ (86,002)
<u>Oregon Medical Board</u>			
Other Funds		\$ (84,573)	\$ (84,573)

Budget Summary*

	<u>2019-21 Legislatively Approved Budget</u>	<u>2021-23 Committee Recommendation</u>	<u>Committee Change</u>
<u>Mental Health Regulatory Agency</u>			
General Fund		\$ 300,000	\$ 300,000
Other Funds		\$ (145,731)	\$ (145,731)
<u>Board of Nursing</u>			
Other Funds		\$ (123,016)	\$ (123,016)
<u>Board of Pharmacy</u>			
Other Funds		\$ (65,797)	\$ (65,797)
<u>Public Utility Commission</u>			
Other Funds		\$ (383,286)	\$ (383,286)
<u>Real Estate Agency</u>			
Other Funds		\$ (66,208)	\$ (66,208)
<u>Board of Tax Practitioners</u>			
Other Funds		\$ (69,152)	\$ (69,152)
<u>ECONOMIC AND COMMUNITY DEVELOPMENT PROGRAM AREA</u>			
<u>Oregon Business Development Department</u>			
General Fund		\$ 84,378,762	\$ 84,378,762
General Fund Debt Service		\$ 3,868,512	\$ 3,868,512
Lottery Funds		\$ 13,325,399	\$ 13,325,399
Lottery Funds Debt Service		\$ (3,989,798)	\$ (3,989,798)
Other Funds		\$ 674,834,190	\$ 674,834,190
Other Funds Debt Service		\$ 5,800	\$ 5,800
Federal Funds		\$ (1,674)	\$ (1,674)
<u>Employment Department</u>			
General Fund		\$ (3,991)	\$ (3,991)
Other Funds		\$ (425,511)	\$ (425,511)
Federal Funds		\$ (1,444,089)	\$ (1,444,089)

Budget Summary*

	2019-21 Legislatively Approved Budget	2021-23 Committee Recommendation	Committee Change
<u>Housing and Community Services Department</u>			
General Fund		\$ 272,205,984	\$ 272,205,984
General Fund Debt Service		\$ 19,081,360	\$ 19,081,360
Lottery Funds Debt Service		\$ (5,045,010)	\$ (5,045,010)
Other Funds		\$ 60,014,215	\$ 60,014,215
Other Funds Debt Service		\$ 33,240	\$ 33,240
Other Funds Nonlimited		\$ (7,709)	\$ (7,709)
Federal Funds		\$ (79,166)	\$ (79,166)
<u>Department of Veterans' Affairs</u>			
General Fund		\$ (80,837)	\$ (80,837)
Lottery Funds		\$ 123,226	\$ 123,226
Lottery Funds Debt Service		\$ (190,826)	\$ (190,826)
Other Funds		\$ 5,874,346	\$ 5,874,346
<u>EDUCATION PROGRAM AREA</u>			
<u>State School Fund</u>			
General Fund		\$ (27,849,006)	\$ (27,849,006)
Lottery Funds		\$ 219,059,876	\$ 219,059,876
Other Funds		\$ 8,789,130	\$ 8,789,130
<u>Department of Education</u>			
General Fund		\$ 519,250	\$ 519,250
General Fund Debt Service		\$ (1,290,011)	\$ (1,290,011)
Other Funds		\$ 143,325,528	\$ 143,325,528
Other Funds Debt Service		\$ 330	\$ 330
Federal Funds		\$ (367,455)	\$ (367,455)
<u>Higher Education Coordinating Commission</u>			
General Fund		\$ 15,011,738	\$ 15,011,738
General Fund Debt Service		\$ (8,497,705)	\$ (8,497,705)
Lottery Funds Debt Service		\$ (6,200,051)	\$ (6,200,051)
Other Funds		\$ 39,003,000	\$ 39,003,000
Other Funds Debt Service		\$ 2,470,060	\$ 2,470,060
Other Funds Debt Service Nonlimited		\$ (10,321,594)	\$ (10,321,594)
Federal Funds		\$ (59,193)	\$ (59,193)

Budget Summary*

Teacher Standards and Practices Commission

	<u>2019-21 Legislatively Approved Budget</u>	<u>2021-23 Committee Recommendation</u>	<u>Committee Change</u>
Other Funds		\$ (242,855)	\$ (242,855)

HUMAN SERVICES PROGRAM AREA

Commission for the Blind

General Fund		\$ (33,596)	\$ (33,596)
Other Funds		\$ (11,532)	\$ (11,532)
Federal Funds		\$ (162,344)	\$ (162,344)

Oregon Health Authority

General Fund		\$ (307,082,178)	\$ (307,082,178)
General Fund Debt Service		\$ 958,626	\$ 958,626
Lottery Funds		\$ (97)	\$ (97)
Other Funds		\$ 335,156,675	\$ 335,156,675
Federal Funds		\$ (3,708,714)	\$ (3,708,714)

Department of Human Services

General Fund		\$ 65,114,746	\$ 65,114,746
General Fund Debt Service		\$ (1,406,985)	\$ (1,406,985)
Other Funds		\$ 108,991,448	\$ 108,991,448
Other Funds Debt Service		\$ 1,112,515	\$ 1,112,515
Federal Funds		\$ (8,501,838)	\$ (8,501,838)

Long Term Care Ombudsman

General Fund		\$ (54,604)	\$ (54,604)
Other Funds		\$ (5,302)	\$ (5,302)

Psychiatric Security Review Board

General Fund		\$ (53,732)	\$ (53,732)
--------------	--	-------------	-------------

JUDICIAL BRANCH

Judicial Department

General Fund		\$ 403,673	\$ 403,673
General Fund Debt Service		\$ (5,111,991)	\$ (5,111,991)
Other Funds		\$ 105,627,958	\$ 105,627,958

Budget Summary*

	<u>2019-21 Legislatively Approved Budget</u>	<u>2021-23 Committee Recommendation</u>	<u>Committee Change</u>
<u>Commission on Judicial Fitness and Disability</u>			
General Fund		\$ (16,357)	\$ (16,357)
<u>Public Defense Services Commission</u>			
General Fund		\$ (190,407)	\$ (190,407)
<u>LEGISLATIVE BRANCH</u>			
<u>Legislative Administration Committee</u>			
General Fund		\$ (204,324)	\$ (204,324)
General Fund Debt Service		\$ (2,644,700)	\$ (2,644,700)
Other Funds		\$ 4,310,000	\$ 4,310,000
Other Funds Debt Service		\$ 627,060	\$ 627,060
<u>Legislative Assembly</u>			
General Fund		\$ (262,700)	\$ (262,700)
<u>Legislative Commission on Indian Services</u>			
General Fund		\$ (28,888)	\$ (28,888)
<u>Legislative Counsel</u>			
General Fund		\$ (130,806)	\$ (130,806)
<u>Legislative Fiscal Office</u>			
General Fund		\$ (7,562)	\$ (7,562)
<u>Legislative Policy and Research Office</u>			
General Fund		\$ (35,929)	\$ (35,929)
<u>Legislative Revenue Office</u>			
General Fund		\$ (5,636)	\$ (5,636)
<u>NATURAL RESOURCES PROGRAM AREA</u>			
<u>Columbia River Gorge Commission</u>			
General Fund		\$ (1,251)	\$ (1,251)

Budget Summary*

	<u>2019-21 Legislatively Approved Budget</u>	<u>2021-23 Committee Recommendation</u>	<u>Committee Change</u>
<u>State Department of Agriculture</u>			
General Fund		\$ 2,302,669	\$ 2,302,669
Lottery Funds		\$ (75,930)	\$ (75,930)
Other Funds		\$ (577,029)	\$ (577,029)
Federal Funds		\$ (59,359)	\$ (59,359)
<u>State Department of Energy</u>			
General Fund		\$ 20,831,296	\$ 20,831,296
General Fund Debt Service		\$ 3,500,000	\$ 3,500,000
Other Funds		\$ 9,978,775	\$ 9,978,775
Federal Funds		\$ (561)	\$ (561)
<u>Department of Environmental Quality</u>			
General Fund		\$ 4,293,013	\$ 4,293,013
General Fund Debt Service		\$ 395,030	\$ 395,030
Lottery Funds		\$ (6,402)	\$ (6,402)
Other Funds		\$ 16,887,363	\$ 16,887,363
Federal Funds		\$ (294,828)	\$ (294,828)
<u>State Department of Fish and Wildlife</u>			
General Fund		\$ 1,288,101	\$ 1,288,101
General Fund Debt Service		\$ 446,579	\$ 446,579
Lottery Funds		\$ (88)	\$ (88)
Other Funds		\$ 3,414,021	\$ 3,414,021
Federal Funds		\$ (1,964)	\$ (1,964)
<u>Department of Forestry</u>			
General Fund		\$ 5,468,079	\$ 5,468,079
General Fund Debt Service		\$ 363,596	\$ 363,596
Other Funds		\$ (1,242,680)	\$ (1,242,680)
Other Funds Debt Service		\$ 404,124	\$ 404,124
Other Funds Capital Improvements		\$ 4,820,772	\$ 4,820,772
Federal Funds		\$ (76,252)	\$ (76,252)

Budget Summary*

	<u>2019-21 Legislatively Approved Budget</u>	<u>2021-23 Committee Recommendation</u>	<u>Committee Change</u>
<u>Department of Geology and Mineral Industries</u>			
General Fund		\$ 352,558	\$ 352,558
Other Funds		\$ (180,158)	\$ (180,158)
Federal Funds		\$ (155,246)	\$ (155,246)
<u>Department of Land Conservation and Development</u>			
General Fund		\$ 3,341,733	\$ 3,341,733
Other Funds		\$ (2,493)	\$ (2,493)
Federal Funds		\$ (48,580)	\$ (48,580)
<u>Land Use Board of Appeals</u>			
General Fund		\$ 70,325	\$ 70,325
<u>Oregon Marine Board</u>			
Other Funds		\$ (90,157)	\$ (90,157)
<u>Department of Parks and Recreation</u>			
General Fund		\$ 316,480	\$ 316,480
General Fund Debt Service		\$ 2,232,560	\$ 2,232,560
Lottery Funds		\$ (1,056,882)	\$ (1,056,882)
Lottery Funds Debt Service		\$ (449,808)	\$ (449,808)
Other Funds		\$ 9,854,807	\$ 9,854,807
<u>Department of State Lands</u>			
Other Funds		\$ 278,542	\$ 278,542
<u>Water Resources Department</u>			
General Fund		\$ 4,708,023	\$ 4,708,023
Lottery Funds Debt Service		\$ (3,970,980)	\$ (3,970,980)
Other Funds		\$ 92,085,895	\$ 92,085,895
<u>Watershed Enhancement Board</u>			
General Fund		\$ 20,420,000	\$ 20,420,000
Lottery Funds		\$ (81,602)	\$ (81,602)

Budget Summary*

	<u>2019-21 Legislatively Approved Budget</u>	<u>2021-23 Committee Recommendation</u>	<u>Committee Change</u>
<u>PUBLIC SAFETY PROGRAM AREA</u>			
<u>Oregon Criminal Justice Commission</u>			
General Fund	\$ 15,260,442	\$ 15,260,442	
Other Funds	\$ 9,999,469	\$ 9,999,469	
Federal Funds	\$ (133)	\$ (133)	
<u>Department of Corrections</u>			
General Fund	\$ (850,587,024)	\$ (850,587,024)	
General Fund Debt Service	\$ 9,041,899	\$ 9,041,899	
Other Funds	\$ 871,784,778	\$ 871,784,778	
Other Funds Debt Service	\$ 700,870	\$ 700,870	
<u>District Attorneys and their Deputies</u>			
General Fund	\$ (223,358)	\$ (223,358)	
<u>Department of Justice</u>			
General Fund	\$ 14,032,460	\$ 14,032,460	
Other Funds	\$ (1,703,572)	\$ (1,703,572)	
Federal Funds	\$ (887,121)	\$ (887,121)	
<u>Oregon Military Department</u>			
General Fund	\$ 25,697,037	\$ 25,697,037	
General Fund Debt Service	\$ 1,881,079	\$ 1,881,079	
Other Funds	\$ 10,338,860	\$ 10,338,860	
Federal Funds	\$ 5,993,566	\$ 5,993,566	
<u>Oregon Board of Parole and Post-Prison Supervision</u>			
General Fund	\$ (133,859)	\$ (133,859)	
<u>Oregon State Police</u>			
General Fund	\$ 192,065	\$ 192,065	
General Fund Debt Service	\$ 2,674,818	\$ 2,674,818	
Other Funds	\$ 3,255,070	\$ 3,255,070	
Federal Funds	\$ (40,739)	\$ (40,739)	

Budget Summary*

	<u>2019-21 Legislatively Approved Budget</u>	<u>2021-23 Committee Recommendation</u>	<u>Committee Change</u>
<u>Department of Public Safety Standards and Training</u>			
Other Funds		\$ 790,679	\$ 790,679
Federal Funds		\$ (2,797)	\$ (2,797)
<u>Oregon Youth Authority</u>			
General Fund		\$ (99,885,993)	\$ (99,885,993)
General Fund Debt Service		\$ (326,464)	\$ (326,464)
Other Funds		\$ 114,476,380	\$ 114,476,380
Other Funds Debt Service		\$ 1,137,980	\$ 1,137,980
Federal Funds		\$ (129,816)	\$ (129,816)
<u>TRANSPORTATION PROGRAM AREA</u>			
<u>Department of Aviation</u>			
Other Funds		\$ 4,571,958	\$ 4,571,958
<u>Department of Transportation</u>			
General Fund		\$ 3,250,000	\$ 3,250,000
General Fund Debt Service		\$ (547)	\$ (547)
Lottery Funds		\$ 650,000	\$ 650,000
Lottery Funds Debt Service		\$ (3,210,960)	\$ (3,210,960)
Other Funds		\$ 119,733,929	\$ 119,733,929
Other Funds Debt Service		\$ 550	\$ 550
Federal Funds		\$ (73,077)	\$ (73,077)
2021-23 Budget Summary			
General Fund Total	\$ -	\$ (63,441,300)	\$ (63,441,300)
General Fund Debt Service Total	\$ -	\$ 24,448,618	\$ 24,448,618
Lottery Funds Total	\$ -	\$ 248,657,308	\$ 248,657,308
Lottery Funds Debt Service Total	\$ -	\$ (27,374,058)	\$ (27,374,058)
Other Funds Total	\$ -	\$ 2,936,418,828	\$ 2,936,418,828
Other Funds Debt Service Total	\$ -	\$ 20,018,734	\$ 20,018,734
Other Funds Debt Service Nonlimited Total	\$ -	\$ (10,321,594)	\$ (10,321,594)
Other Funds Capital Improvements	\$ -	\$ 4,820,772	\$ 4,820,772
Other Funds Nonlimited	\$ -	\$ (7,709)	\$ (7,709)
Federal Funds Total	\$ -	\$ 2,369,591,995	\$ 2,369,591,995

Budget Summary*

Public Defense Services Commission

Other Funds

2019-21 Legislatively
Approved Budget

2019-21 Committee
Recommendation

Committee Change

	\$	92,721	\$	92,721
--	----	--------	----	--------

Position Summary	2019-21 Legislatively Approved Budget	2021-23 Committee Recommendation	Committee Change
ADMINISTRATION PROGRAM AREA			
<u>Department of Administrative Services</u>			
Authorized Positions		6	6
Full-time Equivalent (FTE) positions		6.00	6.00
<u>Oregon Advocacy Commissions</u>			
Authorized Positions		1	1
Full-time Equivalent (FTE) positions		1.00	1.00
<u>Oregon State Library</u>			
Authorized Positions		1	1
Full-time Equivalent (FTE) positions		1.00	1.00
<u>Department of Revenue</u>			
Authorized Positions		12	12
Full-time Equivalent (FTE) positions		7.76	7.76
<u>Secretary of State</u>			
Authorized Positions		1	1
Full-time Equivalent (FTE) positions		1.00	1.00
CONSUMER AND BUSINESS SERVICES PROGRAM AREA			
<u>Consumer and Business Services</u>			
Authorized Positions		(20)	(20)
Full-time Equivalent (FTE) positions		(21.00)	(21.00)
<u>Bureau of Labor and Industries</u>			
Authorized Positions		8	8.00
Full-time Equivalent (FTE) positions		8.00	8.00

Position Summary	2019-21 Legislatively Approved Budget	2021-23 Committee Recommendation	Committee Change
ECONOMIC AND COMMUNITY DEVELOPMENT PROGRAM AREA			
<u>Oregon Business Development Department</u>			
Authorized Positions		15	15
Full-time Equivalent (FTE) positions		15.00	15.00
<u>Employment Department</u>			
Authorized Positions		10	10
Full-time Equivalent (FTE) positions		5.00	5.00
<u>Housing and Community Services</u>			
Authorized Positions		15	15
Full-time Equivalent (FTE) positions		13.77	13.77
EDUCATION PROGRAM AREA			
<u>Department of Education</u>			
Authorized Positions		14	14
Full-time Equivalent (FTE) positions		12.92	12.92
HUMAN SERVICES PROGRAM AREA			
<u>Oregon Health Authority</u>			
Authorized Positions		23	23
Full-time Equivalent (FTE) positions		21.84	21.84
<u>Department of Human Services</u>			
Authorized Positions		9	9
Full-time Equivalent (FTE) positions		7.50	7.50
JUDICIAL BRANCH			
<u>Judicial Department</u>			
Authorized Positions		16	16
Full-time Equivalent (FTE) positions		13.08	13.08

Position Summary	2019-21 Legislatively Approved Budget	2021-23 Committee Recommendation	Committee Change
NATURAL RESOURCES PROGRAM AREA			
<u>State Department of Agriculture</u>			
Authorized Positions		3	3
Full-time Equivalent (FTE) positions		2.92	2.92
<u>Department of Energy</u>			
Authorized Positions		6	6
Full-time Equivalent (FTE) positions		5.50	5.50
<u>Department of Environmental Quality</u>			
Authorized Positions		2	2
Full-time Equivalent (FTE) positions		2.00	2.00
<u>Department of Fish and Wildlife</u>			
Authorized Positions		3	3
Full-time Equivalent (FTE) positions		3.00	3.00
<u>Department of Forestry</u>			
Authorized Positions		6	6
Full-time Equivalent (FTE) positions		5.25	5.25
<u>Department of Land Conservation and Development</u>			
Authorized Positions		2	2
Full-time Equivalent (FTE) positions		2.00	2.00
<u>Department of Parks and Recreation</u>			
Authorized Positions		1	1
Full-time Equivalent (FTE) positions		0.88	0.88
<u>Water Resources Department</u>			
Authorized Positions		3	3
Full-time Equivalent (FTE) positions		3.00	3.00

Position Summary

Watershed Enhancement Board

	2019-21 Legislatively Approved Budget	2021-23 Committee Recommendation	Committee Change
Authorized Positions		3	3
Full-time Equivalent (FTE) positions		3.00	3.00

PUBLIC SAFETY PROGRAM AREA

Department of Justice

Authorized Positions		8	8
Full-time Equivalent (FTE) positions		7.01	7.01

Department of Corrections

Authorized Positions		1	1
Full-time Equivalent (FTE) positions		1.00	1.00

Criminal Justice Commission

Authorized Positions		1	1
Full-time Equivalent (FTE) positions		1.00	1.00

TRANSPORTATION PROGRAM AREA

Department of Transportation

Authorized Positions		2	2
Full-time Equivalent (FTE) positions		0.50	0.50

Summary of Revenue Changes

The General Fund appropriations made in the bill are within resources available as projected in the May 2021 economic and revenue forecast by the Department of Administrative Services (DAS), Office of Economic Analysis, plus other actions to adjust state agency expenditures. Federal Funds revenues include American Rescue Plan Act (ARPA) Coronavirus State Fiscal Recovery and Capital Projects Funds allocations of \$2.6 billion and \$155.2 million, respectively, as well as other direct ongoing federal funding streams and allocations for specific purposes, some of which are also related to the effects of the pandemic.

Summary of Capital Construction Subcommittee Action

HB 5006 appropriates General Fund to the Emergency Board for general purpose and targeted special purpose appropriations and makes other adjustments to agency budgets and position authority as described in the subsequent narrative.

Emergency Board

The Emergency Board allocates General Fund from the Emergency Fund, along with providing Lottery Funds, Other Funds, and Federal Funds expenditure limitation to state agencies for unanticipated needs in approved agency budgets when the Legislature is not in session. The Subcommittee appropriated \$50 million General Fund to the Emergency Board for general purposes.

The Subcommittee established a reservation within the general purpose Emergency Fund of \$650,000 for the Secretary of State for potential voter's pamphlet costs in excess of funding provided in the agency's adopted budget. The Secretary of State may request allocation of the reservation from the Emergency Board if the actual costs of producing the voter's pamphlet are in excess of funding provided in the agency's 2021-23 legislatively adopted budget.

HB 5006 makes ten special purpose appropriations for the Emergency Board, totaling \$499.6 million General Fund. Agencies must make a request to the Emergency Board to access these funds. The ten special purpose appropriations are:

- \$198 million General Fund for state employee compensation changes.
- \$20 million General Fund for allocation to state agencies for compensation changes driven by collective bargaining for workers who are not state employees.
- \$2.5 million General Fund for allocation to the Oregon Judicial Department for the implementation of pretrial release modifications authorized under SB 48 (2021).
- \$150 million General Fund for allocation for the state's natural disaster prevention, preparedness, response, and recovery activities.

- \$10 million General Fund for allocation to the Criminal Justice Commission to support a Transforming Justice Initiative to advance promising practices for reshaping Oregon’s public safety system.
- \$5,130,265 General Fund for allocation to the Department of Education and the proposed Department of Early Learning and Care for the establishment of a new agency.
- \$19 million General Fund for allocation to the Oregon Health Authority for dental rates for medical assistance programs.
- \$55 million for allocation to the Oregon Health Authority or the Department of Human Services for caseload costs or other budget challenges that the agencies are unable to mitigate.
- \$30 million General Fund for allocation to the Oregon Health Authority for the Oregon Essential Workforce Health Care Program established by SB 800 (2021).
- \$10 million General Fund for allocation to state agencies for family treatment court programs.

Regarding family treatment courts, while related legislation was not passed during the 2021 legislative session, the Legislature would still like to see the development of a statewide coordinated program. In addition to approving the special purpose appropriation, the Subcommittee recommended the following budget note:

BUDGET NOTE

On or before February 1, 2022, the Oregon Judicial Department, Public Defense Services Commission, Department of Justice, Department of Human Services, Criminal Justice Commission, and the Housing and Community Services Department are requested to report jointly to the Legislature on the criteria and need for the establishment of a statewide Family Treatment Court program, and possible alternative programs to achieve the objectives of a Family Treatment Court Program. The report is to be submitted to the House and Senate Committees on Judiciary and the Joint Committee on Ways and Means.

The report is to include the following:

- (1) A proposed statewide, integrated structure and organizational principles for a Family Treatment Court program based on national best practices adapted for Oregon, including:
 - a. a delineation of the eligibility and exclusion criteria indicating which families can be served safely and effectively in the Family Treatment Court ensuring equity and inclusion;
 - b. a proposed method to encourage voluntary participation by families balanced with necessary monitoring of participant progress and compliance with the program; and
 - c. the array of services, treatment, programs, and providers necessary to address the complex challenges affecting families. Such services might include but are not limited to interdisciplinary legal representation teams, and behavioral and mental health, substance abuse, domestic violence, housing, parenting, educational, and medical services.

- (2) A least-cost implementation model based on existing legislative funding for:
 - a. Family Treatment programs in circuit courts;
 - b. Child advocacy legal representation provided by the Department of Justice to the Department of Human Services;
 - c. Public defense for both juvenile representation as well as the Parent Child Representation Program;
 - d. The provision of services to families in child welfare cases by the Department of Human Services;
 - e. Behavioral, mental health, and substance use disorder treatment; and
 - f. Transitional and permanent housing services.
- (3) Identification of three least-cost implementation counties that could serve as pilot locations for a Family Treatment Court Program, including a cost estimate for the aforementioned types of services in the pilot counties.
- (4) An evidence-based method for monitoring progress and outcomes, and an evaluation of the program.

Receipt of the report is a precondition for the release of the special purpose appropriation established by HB 5006 for the expansion of Family Treatment Courts.

If these special purpose appropriations are not allocated by the Emergency Board before December 1, 2022, any remaining funds become available to the Emergency Board for general purposes.

Adjustments to Approved 2021-23 Agency Budgets

STATEWIDE ADJUSTMENTS

Statewide adjustments reflect budget changes in multiple agencies based on reductions in Department of Administrative Services' assessments and charges for services and Attorney General rates. Statewide adjustments also reflect net reductions to debt service realized through interest rate savings on bond sales, refundings, unissued lottery bonds, and Other Funds balances and interest earnings that can be applied to debt service. Total savings are \$98.2 million General Fund, \$47.4 million Lottery Funds, \$43.4 million Other Funds, and \$18.5 million Federal Funds.

Specific reductions include \$115.8 million total funds from lower Department of Administrative Services' assessments and service rates; \$14.2 million total funds from lower Attorney General rates; and \$77.5 million total funds from debt service interest rate savings and refunding of outstanding bonds.

Section 299 of the budget bill reflects the changes, as described above, for each agency. These adjustments are included in the table at the beginning of the budget report but are not addressed in the individual agency narratives. Additionally, new Other Funds debt service expenditure limitations for multiple agencies are established to accommodate the use of fund balances for debt repayment.

ADMINISTRATION

Department of Administrative Services

The Subcommittee approved \$2,779,673 General Fund to supplement the funding for the Court Appointed Special Advocate (CASA) Volunteer Program, and \$250,000 General Fund for the Department of Administrative Services to contract with a nongovernmental statewide coordinating entity to oversee the CASA Volunteer Program and its services. A one-time \$1.5 million General Fund increase to the on-going operating subsidy for the Oregon Historical Society was also approved.

The Subcommittee approved \$7,884,472 in additional Other Funds Debt Service to support repayment of Article XI-Q General Obligation bond proceeds approved in SB 5505(2021) that will be issued before the end of the biennium to support DAS projects, and an Other Funds expenditure limitation increase of \$1.8 million was included for the cost of issuance of the bonds. The Subcommittee also approved \$4,615,761 in additional Lottery Funds Debt Service to support repayment of lottery bonds that will be issued before the end of the biennium.

The Subcommittee also approved, on a one-time basis, \$3,765,271 General Fund and 6 positions (6.00 FTE) for a study to determine if inequities exist in public procurement and contracting that adversely affect businesses owned by minority, women, and/or service disabled veterans by looking at state contract data. A disparity study provides a factual, data-driven foundation that state enterprises can use to help improve procurement processes to achieve fair and equitable outcomes. The six limited duration positions being added are at the PEM-E level as the project manager, an Operations and Policy Analyst 4, an Operations and Policy Analyst 2, and three Research Analyst 4s.

The Subcommittee approved an increase of \$6,394,311 Other Funds expenditure limitation for special payments associated with the disbursement of proceeds from Lottery Bonds issued in previous biennia that have yet to be fully disbursed to grantees.

The Subcommittee approved various one-time General Fund appropriations to the Department of Administrative Services to make grants for the following purposes:

- \$2,500,000 for disbursement to Fair Housing Council of Oregon for a collaborative housing partnership
- \$1,000,000 for disbursement to Oregon Law Center for legal help related to housing issues
- \$1,500,000 for disbursement to Mid-Columbia Community Action Center for a navigation center
- \$500,000 for disbursement to Special Olympics Oregon for sports training and athletic competition

- \$250,000 for disbursement to Friends of Tryon Creek State Park for park improvements
- \$2,302,052 for disbursement to Multnomah County School District #7 for the Reynolds High School Health Center
- \$1,785,000 for disbursement to Umatilla County Jail for the Expansion/Mental Health Facility
- \$280,000 for disbursement to City of Spray for an EMS Complex
- \$630,000 for disbursement to Illinois Valley Wellness Resources for the Illinois Valley Shelter and Resource Center
- \$250,000 for disbursement to Council on Aging of Central Oregon for the Central Oregon Senior Services Center Renovation
- \$1,885,178 for disbursement to City of Depoe Bay for Restoration of Pilings and Docks
- \$1,000,000 for disbursement to City of John Day for the Ne Kam Wah Chung Interpretive Center
- \$1,546,000 for disbursement to Harney County for Communication Upgrades
- \$650,000 for disbursement to Grant County for Public Safety Network
- \$200,000 for disbursement to Project DOVE for Transitional Units Updates
- \$1,900,000 for disbursement to Sheridan School District for CTEC West
- \$500,000 for disbursement to High Desert Rangeland Fire Protection Association for Lake County Wildland Fire Needs
- \$150,000 for disbursement to Bowman Museum for an Exhibits Center
- \$600,000 for disbursement to Creating Housing Coalition for Hub City Village
- \$400,000 for disbursement to Vietnam War Memorial Fund for a Vietnam War Memorial on the Oregon State Capitol Grounds
- \$750,000 for disbursement to City of Mosier for the Mosier Center
- \$520,000 for disbursement to Oregon Humane Society for the New Road Ahead Animal Crimes Forensic Center
- \$1,800,000 for disbursement to McKenzie Valley Wellness for McKenzie Valley Health Clinic Replacement
- \$1,600,000 for disbursement to Bend-Redmond Habitat for Humanity for the Quince Town Home Project
- \$500,000 for disbursement to City of Turner for Ball Brothers Seismic Upgrade
- \$700,000 for disbursement to The Trust for Public Land for the Butte Falls Community Forest Project
- \$1,400,000 for disbursement to Blue River Community Library for the Rebuild Project
- \$903,520 for disbursement to McKenzie Fire & Rescue for a Disaster Relief Logistics Center
- \$200,000 for disbursement to United Way of Jackson County for Affordable Home Ownership
- \$1,400,000 for disbursement to Community Counseling Solutions for the Boardman Regional PRTS/Sub Acute Children's Facility
- \$1,800,000 for disbursement to City of Umatilla for a Minority Entrepreneurial Development & Business Center
- \$385,000 for disbursement to Molalla Rural Fire Protection District for Wildland Fire Protection
- \$2,100,000 for distribution to the Upper McKenzie Rural Fire Protection District for facility and equipment replacement
- \$800,000 for disbursement to the City of Salem for a Turnkey Project
- \$816,000 for disbursement to the City of Salem Police Body Cameras

- \$1,000,000 for disbursement to the City of Salem for a voucher program
- \$10,500,000 for disbursement to the City of Salem for shelters
- \$5,000,000 for disbursement to Multnomah County for the Arbor Lodge Shelter and Village
- \$5,928,184 for disbursement to Cherriots to offset expiring tax credits
- \$718,079 for disbursement to Yamhill County Transportation to offset expiring tax credits
- \$288,451 for disbursement to Columbia County Rider Transportation to offset expiring tax credits
- \$44,975 for disbursement to Lebanon Transportation to offset expiring tax credits
- \$2,000,000 for disbursement to the Jackson County Fire District for firefighter apprentices
- \$2,000,000 for disbursement to the Clackamas Fire District for firefighter apprentices
- \$2,000,000 for disbursement to the Eugene Springfield Fire Department for firefighter apprentices
- \$2,000,000 for disbursement to the Innovation Law Lab for Immigration Defense
- \$1,500,000 for disbursement to the Northwest Health Foundation II for public safety reform activities

The Subcommittee added \$173,499,294 Other Funds expenditure limitation for one-time costs of special payments associated with the disbursement of proceeds from 2021-23 Lottery Bond sales; projects are detailed below and approved in SB 5534 (2021). Cost of issuance for these Lottery Bonds totals \$2,913,324. A total of \$4,615,761 Lottery Funds Debt Service was provided to support repayment of lottery bond proceeds approved in SB 5534 that will be issued before the end of the biennium. Debt service payments on all the projects described below are estimated to be \$29,350,840 Lottery Funds for the 2023-25 biennium, the first full biennium of repayments, and \$292,995,727 over the life of the bonds. The approved projects and amounts are:

- \$7,500,000 Other Funds for disbursement to the Center for Hope and Safety for the Hope Plaza
- \$2,000,000 Other Funds for disbursement to City of Gresham for the Gradin Community Sports Park
- \$15,000,000 Other Funds for disbursement to Eugene Family YMCA Facility
- \$5,400,000 Other Funds for disbursement to Jefferson County - Jefferson County Health and Wellness Center
- \$5,000,000 Other Funds for disbursement to Oregon Coast Aquarium
- \$3,500,000 Other Funds for disbursement to Parrott Creek Child & Family Services for building renovation
- \$2,400,000 Other Funds for disbursement to Port of Cascade Locks - Business Park Expansion
- \$12,000,000 Other Funds for disbursement to Klamath County for Klamath Crimson Rose
- \$4,000,000 Other Funds for disbursement to the Latino Network for La Plaza Esperanza
- \$6,921,150 Other Funds for disbursement to Willamette ESD for the Willamette Career Academy
- \$5,000,000 Other Funds for disbursement to City of Eugene for Downtown Riverfront Park Development
- \$15,000,000 Other Funds for disbursement to Woodburn Community Center

- \$3,000,000 Other Funds for disbursement to Rogue River School District for the Rogue River Wimer Wellness Center
- \$4,000,000 Other Funds for disbursement to East Lincoln County Fire and Rescue for the Eddyville Fire Hall
- \$3,000,000 Other Funds for disbursement to Greater Toledo Aquatic and Community Center
- \$10,000,000 Other Funds for disbursement to Multnomah County for Behavioral Health Resource Center
- \$5,000,000 Other Funds for disbursement to City of North Plains for a Public Works/Emergency Operations Center
- \$2,000,000 Other Funds for disbursement to City of John Day for the Central Grant County Aquatics Center
- \$6,250,000 Other Funds for disbursement to Family Justice Center of Washington County for Family Peace Center
- \$5,000,000 Other Funds for disbursement to Corvallis Homeless Shelter Coalition for Project Turnkey Corvallis (PSH Housing Project)
- \$4,500,000 Other Funds for disbursement to Wasco County for the Columbia Gorge Resolution Center
- \$4,000,000 Other Funds for disbursement to Port of Portland for PDX Seismically Resilient Runway Engineering Design
- \$7,250,000 Other Funds for disbursement to Willamette Falls Locks and Canal
- \$13,600,000 Other Funds for disbursement to City of Phoenix for a Public Safety Building
- \$4,578,144 Other Funds for disbursement to Mid-Willamette Family YMCA for Multi-Purpose Sports Field Complex
- \$2,800,000 Other Funds for disbursement to Serendipity Center for Believe In Me Campus Expansion
- \$5,000,000 Other Funds for disbursement to OMSI District for New Water Avenue
- \$2,500,000 Other Funds for disbursement to City of Lincoln City for the D River Welcome Center
- \$4,300,000 Other Funds for disbursement to Port of Morrow for a Workforce Center
- \$3,000,000 Other Funds for disbursement to City of Redmond for a Public Safety/Mental Health Triage Center

The Subcommittee approved \$65,476,928 Federal Funds expenditure limitation for monies from the CARES Act Coronavirus Relief Fund. Of the total, \$16,303,591 is provided for carry-forward of monies provided for COVID-19 vaccination incentives, including monies provided for County Vaccination Incentive grants. The remaining \$49,173,337 of the total expenditure limitation increase represents the Coronavirus Relief Fund monies projected to be either uncommitted or unspent at the end of the 2019-21 biennium. This \$49,173,337 will be transferred to the Department of Corrections for expenditures and activities to respond to the COVID-19 public health emergency. Oregon received a total of almost \$1.39 billion in state support from the CARES Act Coronavirus Relief Fund during the 2019-21 biennium.

The Subcommittee also approved \$120 million Federal Funds expenditure limitation for monies from the American Rescue Plan Act (ARPA) Capital Projects Funds for the purpose of transferring to the Oregon Business Development Department for deposit in the Broadband Fund. The Oregon Business Development Department will use this funding for grants to increase broadband internet availability across the state.

Federal Funds expenditure limitation of \$3 million was added for monies from the ARPA State Fiscal Recovery Fund for a grant to the Pendleton Round Up Foundation to partner with Blue Mountain Community College on the second phase of the Facility for Agricultural Resource Management project. This regional training center will allow Blue Mountain Community College to expand its agriculture programs, create

regional workforce training opportunities, and bolster the local economy through workshop, Career-Technical Education, and event opportunities utilizing the connections of its community partners.

The Subcommittee also approved \$1,950,127,815 Federal Funds expenditure limitation for monies from the ARPA State Fiscal Recovery Fund for the purpose of expenditures and activities to respond to the COVID-19 public health emergency and its economic impact, including replacing state revenues lost as a result of the COVID-19 public health emergency.

Department of Administrative Services - American Rescue Plan Act (ARPA)

As part of HB Bill 5006, \$240 million in federal ARPA funds were approved for the Department of Administrative Services (DAS) to distribute to each Senate and House district in the amounts of \$4 million per Senate district and \$2 million per House district, for projects identified in the following table, as long as the identified use is ARPA eligible. Should an item in the table be determined to be ineligible for ARPA funding, DAS will notify the Legislative Fiscal Office which will work with legislative leadership and the Senator or Representative of the affected district to ensure the funds are spent on ARPA eligible items.

District	Member	Project	Amount	Recipient
S-1	Heard	Southwestern Oregon Emergency Recovery, Revitalization, and Preparedness Project	1,940,000	Douglas County
		City of Powers Sewer/Drainage and lateral line repairs and upgrades	60,000	City of Powers
		Bandon Marina Redevelopment	1,500,000	Port of Bandon
		Rogue River-Siskiyou Regional Wildfire & Emergency Services Training Center	500,000	Curry County
S-2	Robinson	Grants Pass Pregnancy Care Center Expansion	4,000,000	Pregnancy Care Center of Grants Pass
S-3	Golden	Coordinated Care Facility Replacement	1,400,000	Family Nurturing Center
		Equity in Learning Facilities	1,300,000	Armadillo Technical Institute
		Houseless relocation from Bear Creek Greenway to urban campground property	1,000,000	City of Medford
		Habitat for Humanity ReStore	300,000	Habitat for Humanity- Rogue Valley
S-4	Prozanski	Lane County Investments	2,255,000	Lane County Organizations
		Western Lane County Fire Response	375,000	Lane County Fire Authority
		Douglas County Investments	1,370,000	Douglas County Organizations
S-5	Anderson	Lincoln City Cultural Center Plaza	900,000	Lincoln City Cultural Center
		Waldport Water Tank Seismic Retrofit & Recoating	600,000	City of Waldport
		Depoe Bay Restoration of Pilings and Docks	500,000	City of Depoe Bay
		Purchase of former Coos Bay GP Site	2,000,000	Oregon International Port of Coos Bay
S-6	Beyer	Lane County Emergency Shelter	2,250,000	Lane County
		Linn County Public Safety Improvements	1,000,000	Linn County
		Lane County Investments	750,000	Lane County
S-7	Manning Jr.	Lane County Latinx & Immigrant Family Wellness Hub Building Project	1,000,000	Centro Latino Americano
		Junction City Earmarked Projects	820,000	Junction City
		Eugene Earmarked Projects	574,839	Eugene Police Department, St. Mark CME
		Lane County Investments	1,605,161	Lane County
S-8	Gelser	Millersburg Rail Quiet Zone	700,000	Linn County
		Benton County -Wildfire Safety, First Responder, Food initiatives	1,150,000	Benton County
		Education Success for Students impacted by COVID-19	1,400,000	Linn County Lincoln ESD
		Nonviolent Crisis Intervention Training for Children's Residential Facilities staff	750,000	Oregon Department of Human Services

District	Member	Project	Amount	Recipient
S-9	Girod	Stayton Police Department -IT/Security Upgrades	100,000	Stayton Police Department
		Idanha-Detroit Fire Station	2,400,000	Idanha-Detroit Rural Fire Protection District
		Pedestrian Crosswalk Sweet Home - 22nd and Hwy 20	500,000	City of Sweet Home
		Expansion of Rural Broadband Services	1,000,000	Drakes Crossing Rural Fire Protection District
S-10	Patterson	Monmouth-Independence Trolley	1,000,000	City of Monmouth
		Small Business Support Monmouth/Independence Chamber	200,000	Monmouth/Independence Chamber of Commerce
		Non-Congregate Sheltering for Chronically Homeless in Salem	750,000	Mid-Willamette Valley Community Action Agency
		United Way	2,050,000	United Way
S-11	Courtney	YMCA Child Care	4,000,000	Salem YMCA
S-12	Boquist	Polk County Rural Broadband Enhancement Assistance	1,680,000	Polk County
		Yamhill County Rural Broadband Assistance	2,320,000	Yamhill County
S-13	Thatcher	SD13 Strong – Business & Community Recovery Coalition	3,335,000	Wilsonville Chamber in conjunction with 3 others (Chehalem Valley, Keizer, Sherwood)
		Sherwood/Wilsonville Broadband Infrastructure Expansion	665,000	City of Sherwood, an Oregon municipal corporation
S-14	Lieber	Beaverton YMCA Childhood Development Center	1,000,000	Beaverton YMCA
		Beaverton Homeless Shelter/Mental Health Court	2,244,000	City of Beaverton
		HomePlate Youth Services Drop-in Center	456,000	HomePlate Youth Services
		Forth Electric School Bus Pilot	300,000	Forth Mobility
S-15	Riley	North Plains Jessie May Community Park and Pedestrian Pathway Improvements	1,000,000	City of North Plains
		Hillsboro School District Electric Bus project	1,000,000	Hillsboro School District
		Habitat for Humanity	1,700,000	Habitat for Humanity
		Forest Grove senior center	300,000	Forest Grove Senior and Community Center
S-16	Johnson	Louisiana Avenue North/South Connection	400,000	City of Vernonia
		Scappoose Water & Wastewater Infrastructure	3,600,000	City of Scappoose

District	Member	Project	Amount	Recipient
S-17	Steiner Hayward	Oregon Jewish Museum & Center for Holocaust Education	400,000	Oregon Jewish Museum & Center for Holocaust Education
		Washington County Investments	2,155,000	PCC Rock Creek, Habitat for Humanity - Denney Gardens, Pat Reser Center for the Arts, and Tualatin Hills Parks and Rec. Dept.
		Reach Out and Read Program	195,000	Reach Out and Read
		Central City Respite Center & Recuperative Care	1,250,000	Central City Concern
S-18	Burdick	Downtown/Old Town Respite Center	1,000,000	Central City Concern
		Hopewell House	250,000	Friends of Hopewell House
		Just Compassion of East Washington County	2,000,000	Just Compassion of East Washington County
		Red Electric Trail Project	750,000	City of Portland Parks and Recreation
S-19	Wagner	South Metro Racial Justice and Equity Grant Program	600,000	MRG Foundation
		Hillsdale to Lake Oswego Trail	600,000	SW Trails, Portland Bureau of Transportation, Oregon Parks and Recreation Department
		Lake Oswego/ SW Portland Land for Affordable Housing	2,000,000	Habitat for Humanity Portland/Metro East
		SATF & OCADSV Violence Prevention Education Programs	800,000	Oregon Sexual Assault TF and the Oregon Coalition Against Domestic and Sexual Violence
S-20	Kennemer	Clackamas County Fairgrounds Livestock Barn and RV Park / Emergency Housing Center	3,040,800	Clackamas County Fair Improvement Foundation
		Business Recovery Centers of Clackamas County	700,000	Oregon City and Canby Area Chambers of Commerce and Business Recovery Centers
		Estacada Rural Fire District #69 - Wildland Fire and Emergency Medical Response Equip.	134,200	Estacada Rural Fire District
		Canby Fire District COVID Response Supplies	125,000	Canby Fire District
S-21	Taylor	Bowman Brea Park & Scott Park	1,250,000	City of Milwaukie
		Abandoned and Derelict Boats	1,000,000	Oregon State Marine Board
		Domestic Violence Support	500,000	Raphael House
		DVSA Housing Navigator	1,250,000	Department of Justice

District	Member	Project	Amount	Recipient
S-22	Frederick	NAYA/PCC Development, Head Start	1,500,000	Home Forward
		Airway Science for Kids Center for STEAM and CTE	1,000,000	Airway Science
		Modernize OJD electronic access to records	1,000,000	Oregon Judicial Department
		Kitchen and Culinary Academy Project	500,000	Portland Opportunities Industrialization
S-23	Dembrow	Multnomah County	2,320,000	Multnomah County
		PCC Cascade Campus Fire Science Program	330,000	Portland Community College
		Rahab's Sisters: Women's Center and Housing	350,000	Rahab's Sisters
		AYCO Dream	1,000,000	African Youth and Community Organization
S-24	Jama	Business Recovery Center's Technical Assistance, Support Services, and Grant Program	350,000	North Clackamas County Chamber of Commerce
		Rosewood Equitable Neighborhood Development	350,000	The Rosewood Initiative
		Sunflower Village	600,000	Hacienda Community Development Corp., Inc
		Economic Recovery, Affordable Housing Development and Community Resiliency Plan	2,700,000	MRG Foundation
S-25	Gorsek	East County Youth Support Project	2,220,000	Multnomah County
		Gresham Barlow District's School Based Health Center	500,000	Gresham Barlow School District
		Affordable Rents to College Students	280,000	College Housing Northwest
		IRetractable pool cover for MHCC pool and creation of Multicultural Diversity and Equity Center at MHCC	1,000,000	Mt. Hood Community College
S-26	Thomsen	Hood River County Fair Enhancement	538,100	Hood River County Fair
		Commercial Hangar at Ken Jernstedt Airfield /Anchor Way Multi-modal Street and Transit Improvement	500,000	Port of Hood River
		Business Recovery Center Enhancement	1,661,900	North Clackamas Chamber of Commerce
		Cascade Locks Business and Tourism Boost	1,300,000	Port of Cascade Locks
S-27	Knopp	Midtown Bicycle and Pedestrian Crossing	2,000,000	City of Bend
		Little Kits Early Learning	1,000,000	OSU-Cascades
		New well #9 City of Redmond	1,000,000	City of Redmond

District	Member	Project	Amount	Recipient
S-28	Linthicum	Crook County Infrastructure and Economic	1,500,000	Crook County Board of Commissioners
		Jackson County Infrastructure and Economic Dev.	300,000	Jackson County Board of Commissioners
		Klamath County Infrastructure & Economic	1,500,000	Klamath County Board of Commissioners
		Lake County Infrastructure and Economic	700,000	Lake County Board of County Commissioners
S-29	Hansell	East Umatilla Fire and Rescue, New Fire Station	3,900,000	East Umatilla Fire and Rescue (District)
		Wheat Research at the Columbia Basin Agricultural Research Center	100,000	Columbia Basin Agricultural Research Center of OSU's Agricultural Experiment Station
S-30	Findley	Vale Wastewater Treatment Facility	1,000,000	City of Vale
		John Day Wastewater Treatment Plant	1,500,000	City of John Day
		Jefferson Cty. Housing-Disadvantaged Community	750,000	The Jefferson County Faith Based Network
		Madras Industrial Grant Space	750,000	Jefferson County/City of Madras
H-1	Smith, DB	Lincoln School of Early Learning	100,000	Coquille School District
		Bandon Marina Redevelopment	1,300,000	Port of Bandon
		Central Curry Early Learning Center	250,000	Central Curry School District 1
		SAFTE - SW Achieves Fire Training Excellence, Charleston Trade School, OR Coast STEM Hub Career Connected Learning	350,000	SW Oregon Community College
H-2	Leif	Educational Technology for House Dist. 2 Schools	2,000,000	Douglas Education Service District (ESD)
H-3	Morgan	Rural Josephine County Library Building Projects	1,200,000	Josephine Community Library Foundation
		Josephine County Support Grants Project	600,000	Illinois Valley Community Development Organization (IVCDO)
		School WasteWater Treatment Facility	200,000	Three Rivers School District
H-4	Stark	Eagle Point Economic Revitalization Project	500,000	City of Eagle Point
		Southern Oregon Strong Business Success Grants	1,000,000	The Chamber of Medford & Jackson County
		City of Central Point - Urban Renewal/Economic Dev.	500,000	City of Central Point
H-5	Marsh	Talent Maker City Permanent Location	1,800,000	Talent Maker City (nonprofit)
		Applegate Valley Internet Accessibility	100,000	A Greater Applegate (nonprofit)
		Green Springs Fire Protection Engines	100,000	Greensprings Rural Fire District

District	Member	Project	Amount	Recipient
H-6	Wallan	MURA Liberty Park Sidewalk Construction	250,000	City of Medford
		Sidewalk Infill - Various near schools	1,000,000	City of Medford
		South Stage Road Overcrossing Phase 2	700,000	City of Medford
		United Way of Jackson County	50,000	United Way of Jackson County
H-7	Hayden	Special Districts Support Funds	800,000	Oregon Special Districts Association
		Lane County Support Funds	600,000	Lane County
		Douglas County Support Funds	400,000	Douglas County
		Umpqua Community College scholarships/support for students qualified for assistance in CDL training	200,000	Umpqua Community College
H-8	Holvey	Western Lane Emergency Response and Preparedness	375,000	Lane Fire Authority
		McKenzie River Finn Rock Restoration Project	325,000	Eugene Water and Electric Board (EWEB)
		Lane County Investments	1,300,000	Lane County
H-9	Wright	Port Purchase of former Coos Bay GP Site	2,000,000	Oregon International Port of Coos Bay
H-10	Gomberg	Lincoln City Cultural Center Plaza	900,000	Lincoln City Cultural Center
		Waldport Water Tank Seismic Retrofit & Recoating	600,000	City of Waldport
		Depoe Bay Restoration of Pilings and Docks	500,000	City of Depoe Bay
H-11	Wilde	Linn County Food Support - Sharing Hands	85,000	Sharing Hands, Inc.
		Creswell Broadband	80,000	City of Creswell
		Lane Community College Career & Technical Education	500,000	Lane Community College
		Lane County Investments	1,335,000	Lane County
H-12	Lively	Broadband Micro-Carrier Hotel Fiber Expansion	750,000	City of Springfield
		Springfield Essential Infrastructure Project	185,000	City of Springfield
		Long-Term Affordable Housing in Springfield	620,000	City of Springfield
		Manufactured Home Park Preservation	445,000	City of Springfield
H-13	Nathanson	Eugene Community Broadband Plan	150,000	City of Eugene
		Nonprofit Organization Support - Lane County	278,000	Lane County Dept. of Health & Human
		Looking Glass Homeless Youth Facility	310,000	Looking Glass Community Services
		Lane County Investments	1,262,000	Lane County

District	Member	Project	Amount	Recipient
H-14	Fahey	Nelson Place Townhomes	600,000	DevNW
		Public Health Equity and Resilience Grants Program	225,000	Lane County
		Lane County Investments	1,175,000	Lane County
H-15	Boshart Davis	Mid-Willamette Family YMCA	1,548,000	YMCA
		BGCA Capital Projects and Improvements	327,000	Albany Boys & Girls Club
		Waverly Satellite Site	125,000	Albany Boys & Girls Club
H-16	Rayfield	Benton County Crisis Respite Center	1,250,000	Benton County
		Affordable Housing Land Acquisitions	750,000	Linn-Benton Housing Authority
H-17	Cate	Santiam Canyon Wildfire Recovery and Public Safety	900,000	Marion County
		Community Improvements	235,000	City of Scio
		Cheadle Lake Trail System Expansion	325,000	City of Lebanon
		Linn County Public Safety Improvements	540,000	Linn County
H-18	Lewis	City of Silverton Police/City Hall Construction Project	500,000	City of Silverton
		City of Mt Angel Marquam SS Trunk Line Project	500,000	City of Mt Angel
		Molalla Forest Road Bike/Ped Path Project	500,000	City of Molalla
		Aurora City Well Project	500,000	City of Aurora
H-19	Moore-Green	City of Aumsville, Tower Well Project	300,000	City of Aumsville
		City of Turner, Burkland Pool	300,000	City of Turner
		Willamette Career Academy	150,000	Willamette Career Academy
		United Way of the Mid-Willamette Valley	1,250,000	United Way of the Mid-Willamette Valley
H-20	Evans	Mid-Willamette Valley Trolley	2,000,000	City of Monmouth
H-21	Clem	Salem Community Investment Fund	2,000,000	Marion County (Economic Development)
H-22	Alonso Leon	Legion Park Athletic Complex	1,004,300	City of Woodburn
		Salem Free Clinics - free clinic funding	172,000	Salem Free Clinics, 501(c)3
		Fire engine	323,700	Chemeketa Comm. Col. Brooks Training
		Community media and health care	500,000	Alianza Poder
H-23	Currently	8" Loop along Goucher Street	1,200,000	City of Amity
	Unrepresented	Replace Existing 8" Transmission Pipeline	800,000	City of Amity

District	Member	Project	Amount	Recipient
H-24	Noble	CARES NW and the Family Justice Center	400,000	CARES NW
		A Family Place Child Abuse Prevention	250,000	A Family Place Relief Nursery Yamhill County
		Juliette's House Enhanced Services	600,000	Juliette's House Child Intervention Center
		Small Business Grant Program	750,000	City of McMinnville
H-25	Post	St. Paul Water System	696,000	City of St. Paul
		Butteville Landing	54,000	Friends of Historic Butteville Board
		City of Newberg	400,000	City of Newberg
		City of Keizer	850,000	City of Keizer
H-26	Neron	Just Compassion of East Washington County (Grayber-	500,000	Just Compassion of East Washington County
		Human Services Investments	400,000	Department of Administrative Services
		Municipal Grants- Broadband & Business Stabilization	1,000,000	City of Sherwood
		Public Health Outreach Van	100,000	Clackamas County Public Health
H-27	Schouten	Patricia Reser Center for the Arts	1,200,000	Beaverton Arts Foundation
		Beaverton YMCA Childhood Development Center	800,000	Beaverton YMCA
H-28	Campos	HomePlate Youth Services Drop-in Center	643,000	HomePlate Youth Services
		Beaverton Homeless Shelter	500,000	City of Beaverton
		Washington County Park Restroom Improvements	801,000	Washington County
		Children's Library at the Aloha Community Library	56,000	Aloha Community Library
H-29	McLain	Food Security for economically vulnerable immigrant families: Food access/infrastructure - Covid-19	160,000	Adelante Mujeres
		Centro Cultural Food Services Building	660,000	Centro Cultural
		Forest Grove Foundation Housing for Homeless	680,000	Forest Grove Foundation
		Bienestar Plaza Los Amigos	500,000	Bienestar, Inc.
H-30	Sollman	North Plains Jessie Mays Community Park and Pedestrian Pathway Improvements	800,000	City of North Plains
		Asian Pacific American Network of Oregon (APANO) Property Acquisition Fund	500,000	Asian Pacific American Network of Oregon (APANO)
		Family Promise Washington County House	500,000	Family Promise of Washington County
		Hillsboro Schools Foundation Bilingual Career Kits	200,000	Hillsboro Schools Foundation

District	Member	Project	Amount	Recipient
H-31	Witt	Fox Creek Culvert	100,000	City of Rainier
		Skyline Community Hall Retrofits	155,000	Skyline Grange #894
		Sauvie Island Fire District Improvements	930,000	Sauvie Island Fire District 30
		River Access Near NW 107th Ave/Community Center Earthquake Retrofit	815,000	Linnton Neighborhood Association
H-32	Weber	Anderson Creek Raw Water Transmission Main	400,000	City of Nehalem
		Well and Wastewater Treatment resiliency	820,000	City of Bay City
		Cannon Beach Resiliency Project	360,000	City of Cannon Beach
		Astoria Public Library Renovation	420,000	City of Astoria
H-33	Dexter	Asian Pacific American Network of Oregon (APANO) Property Acquisition Fund	450,000	APANO
		Beaverton Health Clinic & Support for Innovative Startups and Emerging Nonprofits	650,000	City of Beaverton
		Central City Concern Clinical Respite Center	700,000	Central City Concern
		Washington County Park Restroom Improvements	200,000	Washington County
H-34	Helm	Oregon Outdoor Recreation Stimulus	1,000,000	Oregon Department of Fish & Wildlife, Oregon Conservation and Recreation Fund
		Support for Innovative Startups and Emerging	200,000	City of Beaverton
		HomePlate Youth Services Drop-in Center	401,000	HomePlate Youth Services
		Washington County Park Restroom Improvements	399,000	Washington County
H-35	Grayber	Just Compassion of East Washington County	1,500,000	Just Compassion of East Washington County
		Broadway Rose Improvements	350,000	Broadway Rose Theatre Company
		Southwest Corridor Community Investment Trust Model Feasibility Study and Implementation	150,000	Southwest Corridor Equity Coalition
H-36	Reynolds	Street Roots Center	1,400,000	Street Roots
		Food Pantry - Emergency Food processing/distribution	100,000	Neighborhood House
		Open for Fall, Open for All	400,000	Portland State University
		Central City Concern Peer Respite Center	100,000	Central City Concern

District	Member	Project	Amount	Recipient
H-37	Prusak	Washington County Economic and Transit Support	500,000	Washington County
		Packed with Pride & Afterschool Homework & Social Support club	500,000	The Foundation for Tigard Tualatin Schools
		Tualatin Together	500,000	Tualatin Together
		West Linn and Lake Oswego Small Business Support	500,000	West Linn Small Business Recovery Center
H-38	Salinas	Hillsdale to Lake Oswego Trail	300,000	SW Trails, Portland Bureau of Transportation, Oregon Parks and Recreation Department
		Lake Oswego/ SW Portland Land for Affordable Housing	1,000,000	Habitat for Humanity Portland/Metro East
		South Metro Racial Justice and Equity Grant Program	400,000	MRG Foundation
		Partnership for Community Health Care and Education	300,000	Clackamas Volunteers in Medicine
H-39	Drazan	Wildland Fire & Emergency Medical Response	146,700	Estacada Rural Fire District #69
		Clackamas County Fairgrounds Livestock Barn Project	1,750,000	Clackamas Cty. Fair Improvement Foundation
		Canby Fire District COVID response supplies	103,300	Canby Fire District
H-40	Meek	Parrott Creek Child & Family Services	600,000	Parrott Creek Child & Family Services
		Gladstone and Oak Lodge Community Library	500,000	Clackamas County
		Partnership for Community Health Care and	300,000	Clackamas Volunteers in Medicine
		Business Recovery Centers of Clackamas County	600,000	Oregon City Chamber of Commerce and Business Recovery Center
H-41	Power	City of Milwaukie Neighborhood Park Development	1,000,000	City of Milwaukie
		Oak Grove Community Project	750,000	Clackamas County
		Sellwood Community House Capital Improvements	250,000	Sellwood Community House
H-42	Nosse	Regional Black Economic Prosperity Planning and Dashboard Development Process	100,000	National Association of Minority Contractors - Oregon
		Central City Concern Clinical Respite Center	950,000	Central City Concern
		Street Roots Center	950,000	Street Roots
H-43	Sanchez	Albina Head Start classrooms	300,000	Home Forward
		NAYA Family Center/Home Forward 42nd and Killingsworth Project	1,700,000	NAYA Family Center

District	Member	Project	Amount	Recipient
H-44	Kotek	Center for Black Excellence	250,000	Albina Vision Trust
		NAYA Capital Improvements	1,250,000	Native American Youth and Family Center (NAYA)
		Co-Located Early Childhood Classroom Space at N. Maryland Affordable Housing Development	500,000	Neighborhood House
H-45	Smith Warner	Central City Concern's Recuperative Care Program	800,000	Central City Concern
		NAYA Home Forward Workforce & Early Childhood Education Center	600,000	NAYA
		Mainspring	100,000	Mainspring
		Street Roots Renovation	500,000	Street Roots
H-46	Pham	APANO Property Acquisition Fund	1,600,000	APANO
		82nd Avenue Transportation Justice Advocacy Grants	225,000	Oregon Walks
		Community Safety Infrastructure Investments	100,000	Coalition of Communities of Color
		East Portland Community Placemaking Projects	75,000	City Repair Project
H-47	Valderrama	Asian Pacific American Network of Oregon (APANO) Property Acquisition Fund	350,000	APANO
		East Portland Community Prosperity Project: Small Business Development	500,000	Unite Oregon
		Rosewood Equitable Neighborhood Development	1,150,000	The Rosewood Initiative
H-48	Reardon	Leach Botanical Garden Historical Building Improvement	1,550,000	Leach Garden Friends
		Zenger Farms Capital Improvements	150,000	Friends of Zenger Farms
		MHCC Pool and Multi-Cultural Center	300,000	Mt. Hood Community College
H-49	Hudson	East County Food Pantry	10,000	East County Food Pantry
		Troutdale Terrace Food Assistance	6,000	Oregon Food Bank
		Aldercrest Apartments renovation	1,200,000	Human Solutions of Oregon
		Habitat for Humanity land purchase	784,000	Habitat for Humanity
H-50	Ruiz	Gresham-Barlow School Based Health Center Development	1,000,000	Gresham Barlow School District - Multnomah County School District
		City of Gresham Funding Project	700,000	City of Gresham
		MHCC Pool and Multi-Cultural Center	100,000	Mt. Hood Community College
		Youth Voice, Youth Vote: Youth Participatory	200,000	Participatory Budgeting Oregon

District	Member	Project	Amount	Recipient
H-51	Bynum	Friends of Baseball	100,000	Friends of Baseball
		Building United Futures Complex	800,000	The Black United Fund of Oregon
		Paramount Apartments	1,000,000	Albina Vision Trust
		Black Economic Prosperity Project/Regional Black Economic Prosperity Planning and Dashboard Development Process	100,000	National Association of Minority Contractors - Oregon
H-52	Williams	MHCC Pool and Multi-Cultural Center	1,000,000	Mt. Hood Community College
		Columbia Gorge Community College Child Care Center, Ag-Tech-Ed Study, and ECE Spanish GED Program	1,000,000	Columbia Gorge Community College
H-53	Zika	City of Redmond - Neighborhood Revitalization	1,000,000	City of Redmond
		REACH & Redmond Early Learning Center	200,000	REACH & Redmond Early Learning Center
		NeighborImpact	800,000	NeighborImpact
H-54	Kropf	City of Bend Low-Barrier Shelter	2,000,000	City of Bend
H-55	Breese-Iverson	Prineville N. Peters/N. Main Intersection Update	900,000	City of Prineville
		Lake County Rural Fire Protection	500,000	Lake County
		La Pine Highway 97 East Pedestrian Improvements	375,000	City of La Pine
		HD 55 Main Street Grants	225,000	Crook County Chamber of Commerce (HD 55)
H-56	Reschke	Klamath County Economic Development Association	1,000,000	Klamath County Economic Dev. Association
		South Central Oregon Economic Development District	1,000,000	S. Central Oregon Economic Dev. District
H-57	Smith, G	District 57 Community Development Fund	2,000,000	Port of Morrow
H-58	Levy	Union County Business Assistance Grant Program	500,000	Union County
		East Umatilla Fire and Rescue, New Fire Station	1,000,000	East Umatilla Fire and Rescue (District)
		Wallowa County Fairgrounds Project	500,000	Wallowa Cty. for the Wallowa County Fair
H-59	Bonham	Columbia Gorge Community College Child Care Center/ Family Child Care Program Renovation	1,000,000	Columbia Gorge Community College
		Smith Rock State Park Infrastructure Improvements & Terrebonne Road Interchange	1,000,000	Deschutes County

District	Member	Project	Amount	Recipient
H-60	Owens	Harney County Fairgrounds	1,000,000	Harney County
		Malheur County Fair Barn Replacement	455,000	Malheur County
		Unity Water Tower Replacement	500,000	Baker County
		Sumpter Valley Railroad upgrades	45,000	Sumpter Valley Railroad Restoration, Inc

Oregon Advocacy Commissions Office

The Subcommittee approved an appropriation of \$228,372 General Fund for the Oregon Advocacy Commissions Office to hire one permanent, full-time Public Affairs Specialist 2 to engage with constituent communities.

Oregon Liquor Control Commission

To finance construction of a new liquor distribution center and headquarters facility, the Subcommittee approved the cost of bond issuance and 2021-23 debt service for the Oregon Liquor Control Commission (OLCC) as follows:

- For purchase of land and warehouse construction, \$632,735 Other Funds expenditure limitation for cost of issuance and \$3.4 million Other Funds expenditure limitation for debt service.
- For information technology systems for licensing, enforcement, and distribution center sales and inventory management, \$390,000 Other Funds expenditure limitation for cost of issuance, and \$3.2 million Other Funds expenditure limitation for debt service.
- For an order fulfillment and conveyor system, \$175,000 Other Funds expenditure limitation for cost of issuance and \$896,730 Other Funds expenditure limitation for debt service.

The cost of the new facilities is estimated to total \$89.5 million. Bond authorization is provided in SB 5505 for the acquisition of property and construction of a new liquor distribution center and headquarters facility (\$52.5 million); a new distribution center sales and inventory management information technology system (\$27 million); and a conveyor and order fulfillment system for the new facility (\$10 million). Expenditure limitation for the land and construction and the conveyor system is included in SB 5506, the Capital Construction bill.

OLCC has been working with the Capitol Projects Advisory Board and the Department of Administrative Services on due diligence related to facility replacement and property acquisition. A market evaluation is scheduled to occur in the autumn of 2021, final site selection is projected to occur in April of 2022, and construction is anticipated to be completed in 2024.

The Subcommittee provided the following instruction to OLCC:

BUDGET NOTE

Prior to disposition of its existing properties adjacent to McLoughlin Boulevard in Milwaukie, the Oregon Liquor Control Commission is directed to report to the Joint Committee on Ways and Means on plans for the sale and disposition of its existing distribution center, office headquarters, and Milport Road warehouse. The report shall include information on the zoning of the properties, submitted offers, real estate fees and commissions paid to contractors and real estate professionals engaged, conditions of sale, and listing price of the properties. In addition, the OLCC shall report on the new warehouse and headquarters location, purchase price, construction and relocation schedule; its interim operations plan including new leases and estimated costs; an overview of measures the agency will take to minimize disruption to licensees, contract liquor agents, and other stakeholders; and a summary of efforts to secure financial systems and data during the transition.

Public Employees Retirement System

The Subcommittee approved \$16,792,238 Lottery Funds expenditure limitation for the Employer Incentive Fund to be used for a 25% state match program for employer side accounts, which are pre-paid employer contributions held in trust for the payment of employer contributions.

Department of Revenue

A General Fund appropriation of \$292,002 was approved for the Department of Revenue to support one full-time Operations and Policy Analyst 4 position (1.00 FTE) in the Administration Division. The position will lead initiatives to improve the efficiency and effectiveness in the management of resources, lead analyses of systems and processes, and work with agency management to develop business cases and policy option packages.

A one-time General Fund appropriation of \$23.2 million was approved for the Department to make grants to counties for the reimbursement of lost tax revenue related to the 2020 wildfires. Distribution of these funds will be limited to counties included in Executive Order 20-60 that were impacted by the 2020 wildfires and that can demonstrate losses due to the September 2020 wildfires in property tax years beginning on or after July 1, 2020. For 2020-21, the following estimated amounts of lost tax revenues will be provided to the following counties:

- Lincoln: \$208,178
- Marion: \$715,634
- Clackamas: \$116,831
- Lane: \$579,208
- Linn: \$72,226
- Douglas: \$65,060
- Jackson: \$2,829,073
- Klamath: \$228,162

Prior to disbursement of funds by the Department, each county must apply by December 1, 2021, and annually thereafter. Applications must include a copy of a county ordinance or resolution authorizing the request and a sworn statement that the amount represents estimated revenue lost in that property tax year due to the September 2020 wildfires. The Department will review applications and distribute funds as requested by December 31st and each year thereafter. The Department is authorized to establish rules for the purposes of these distributions.

Other Funds expenditure limitation was increased by \$4,245,000 for expenditure of Article XI-Q Bond proceeds on the Electronic Valuation Information System (ELVIS) project authorized in SB 5506. The objective of this project is to modernize the various outdated appraisal systems and associated manual processes used by the valuation section. One Information Systems Specialist 7 (0.88 FTE) and one Information Systems Specialist 8 (0.88 FTE) are provided to support the system. The Department's General Fund appropriation for debt service and related costs was increased by \$672,270 for debt service for the 2021-23 biennium. Debt service is estimated to be \$1,349,060 for the 2023-25 biennium.

To address the Department's cost of implementing SB 139 relating to taxation, \$161,387 General Fund was approved for one permanent, part-time Tax Auditor 2 position (0.50 FTE) to answer questions from businesses and personal income taxpayers and assist with written objections related to the tax rate changes.

To address the Department's cost of implementing SB 727 relating to taxation, \$438,569 General Fund was approved for three positions (2.00 FTE). One permanent, full-time Tax Auditor 2 (1.00 FTE) was approved to assist with the implementation of the Business Alternative Income Tax (BAIT) and to answer technical questions. One permanent, part-time Data Entry Operator (0.50) was approved to key additional schedules and fields on paper returns into Quick Modules for processing into GenTax. One permanent, part-time Operations and Policy Analyst 3 (0.50 FTE) was approved for GenTax testing and business entity analysis.

To address the Department's cost of implementing HB 2433 relating to taxation, \$397,011 General Fund was approved for five positions (2.50 FTE). One permanent Administrative Specialist 2 position (0.50 FTE) was approved to provide clerical support, and four permanent seasonal Public Service Representative 3 positions (2.00 FTE) were approved to process Individual Taxpayer Identification Number filers.

Secretary of State

The Subcommittee approved a total of \$2,474,287 General Fund and one limited duration Program Analyst 4 position (1.00 FTE) for the Elections Division. Of the total, \$2 million was added for grants to counties to address county elections offices equipment and technology needs. This includes, but is not limited to, updating voting machines, purchasing new processing equipment (ballot sorters, tabulator upgrades, postmark scanners, keyed locks, and equipment for implemented upgrades), video surveillance upgrades, ballot drop boxes, and software needed for implementation of risk limiting audits. In addition, \$120,000 General Fund was added for GIS interface updates needed to implement a redistricting plan. The limited duration position is supported with \$354,287 General Fund and will assist with distributing resources to counties and addressing local county clerk redistricting needs.

Oregon State Library

An increase in Federal Funds expenditure limitation of \$2,924,165 was approved for the State Library for the expenditure of American Rescue Plan Act (ARPA) funds for five focal project areas. These areas include connectivity; digital equity and inclusion; equity, diversity, inclusion, and antiracism; needs arising from the pandemic; and workforce development. These focal areas apply to the State Library's direct spending as well as subgrants provided to museums, tribes, and other entities. One Administrative Specialist position (1.00 FTE), supported with Federal Funds, is provided to help with the disbursement of ARPA funds.

Oregon State Treasury

Nonlimited authority for the Trust Property programs was modified to include charges for investment-related transactions.

CONSUMER AND BUSINESS SERVICES

Bureau of Labor and Industries

A General Fund appropriation of \$2,310,459 was approved for the agency's role in the Fair Housing Enforcement Statewide Investment collaborative partnership between the Fair Housing Council of Oregon (FHCO), the Bureau of Labor and Industries (BOLI), the Department of Justice (DOJ), and other housing partners. This funding supports one Program Manager (1.00 FTE); Six Civil Rights Investigators (6.00 FTE) to support housing discrimination investigation in four priority regions; and one Training and Development Specialist (1.00 FTE) to provide statewide fair housing education and outreach.

Consumer and Business Services

The Subcommittee approved the transfer of the Senior Health Insurance Benefits Assistance (SHIBA) program from the Department of Consumer and Business Services (DCBS) to the Department of Human Services (DHS). The intent of this transfer is to consolidate all the SHIBA funding and programs in DHS since that agency already has two of the three SHIBA-related federal grants. This transfer requires a \$1,813,619 Federal Funds expenditure limitation reduction to DCBS' budget and a reduction of two Program Analyst 2 positions (2.00 FTE) and two Public Service Representative 4 positions (2.00 FTE).

A technical adjustment was approved to accurately reflect the number of positions needed to support the new behavioral health treatment oversight requirements established in HB 3046 (2021). This adjustment adds one position to the three that are already approved.

A General Fund appropriation of \$10,678,004 was approved as part of the Wildfire Recovery Initiative. This funding is for a new grant program to incentivize residential and commercial fire hardening for rebuilding and repairing dwellings and other structures that were destroyed or

damaged in the 2020 wildfires. Administration for the new grant program is capped at \$678,004. One Principal Executive Manager E (1.00 FTE) is also approved for the program.

The Subcommittee approved the transfer of the Compact of Free Association (COFA) Premium Assistance Program and health insurance exchange from the DCBS to the Oregon Health Authority (OHA) as described in SB 65 (2021). This transfer requires DCBS to reduce its Other Funds expenditure limitation by \$14,870,281 and eliminate 18 positions (18.00 FTE).

Mental Health Regulatory Agency

The Mental Health Regulatory Agency provides administrative and regulatory oversight to two licensing boards that oversee mental health professions in the state, the Board of Psychology and the Board of Licensed Professional Counselors and Therapists. Due to legislative interest in gaining a better understanding of licensee demographics and increasing diversity of the mental health workforce, the Subcommittee approved \$300,000 General Fund and the following budget note:

BUDGET NOTE

The Mental Health Regulatory Agency shall engage a third party consultant to study the demographics of those individuals licensed by the boards and devise a plan to increase licensee diversity, including an examination of the boards' application processes, investigation of complaints and allegations related to application disclosures, and the boards' consideration of applicant character and fitness. A written report on the study and plan must be provided to the appropriate legislative policy committee(s) no later than December 31, 2022. The agency must also present this information to a subcommittee of the Joint Committee on Ways and Means during the 2023 legislative session.

ECONOMIC AND COMMUNITY DEVELOPMENT

Oregon Business Development Department

Anticipating the issuance of general obligation bonds for the seismic rehabilitation program at the Oregon Business Development Department (OBDD), the Subcommittee approved expenditure limitation of \$160 million Other Funds for program grants: \$110 million for public school buildings and \$50 million for emergency services facilities. An increase in Other Funds expenditure limitation of \$2 million was approved for paying the cost of bond issuance.

The Subcommittee approved an increase of \$6,371,670 in the Department's General Fund appropriation for the payment of debt service on bonds issued for the seismic rehabilitation program.

A General Fund appropriation of \$4 million was approved for the Business Innovation and Trade Division to provide grants to local governments to aid in the short and long-term efforts to recover from the 2020 wildfire season. The total amount of funding represents the reestablishment of funding that was provided for this purpose by the Emergency Board in January 2020 but was unspent at the end of the 2019-21 biennium, plus an additional \$2 million due to anticipated program need. The funding is available for a variety of activities that include, but are not limited to, human resources, land use planning, infrastructure planning, FEMA recovery applications, building permit application processing, financial and administrative program support, and translation services.

The Subcommittee approved \$80,000 General Fund for the Infrastructure Division to distribute as a grant to Crawford Electric Company to reimburse the company for the cost of temporary power poles that the State of Oregon used immediately following the 2020 wildfires.

A total of \$4,238,074 General Fund was approved for the Department's Infrastructure Division to make grants to specific local governments for financial assistance for their building and planning departments' staffing needs. The individual recipients are:

- Lane County \$755,319
- Linn County \$275,000
- Lincoln County \$190,000
- Douglas County \$375,000
- Marion County \$975,000
- Jackson County \$710,000
- City of Talent \$280,000
- City of Phoenix \$677,755

The Subcommittee approved an appropriation of \$772,000 General Fund for making grants to the following entities for staffing and operational needs associated with the 2020 wildfire season:

- City of Gates \$251,000
- City of Detroit \$521,000

An allocation of \$275,722,721 American Rescue Plan Act State Fiscal Recovery Funds (Other Funds) was approved for the Department to make grants to local governments in the following amounts, for the critical drinking water, storm water, and sanitary sewer projects identified below:

- \$2,923,500 for the City of Mill City storm drainage improvements

- \$2,694,953 for Hood River waterfront stormwater line
- \$2,640,125 for the City of Elgin wastewater collection system
- \$14,700,000 for the City of Sandy wastewater treatment plant
- \$50,000,000 for Marion County North Santiam septic to sewer project
- \$3,000,000 for the City of Turner water pipe project
- \$100,000 for the City of Vale wastewater treatment facility headworks improvements
- \$2,790,000 for the City of Astoria 16th St distribution waterline replacement
- \$2,930,000 for the City of Astoria Pipeline Road waterline resilience
- \$10,000,000 for the City of Clatskanie - waste water treatment plant
- \$5,260,000 for the Lyons-Mehama Water District tank and pipeline project
- \$2,425,798 for the Port of Toledo sanitary sewer extension to Hwy 20
- \$974,850 for the City of Waldport water tank project
- \$2,000,000 for the Arch Cape Domestic Water Supply District Arch Cape Forest project
- \$4,860,000 for the City of Astoria wastewater treatment plant headworks improvement project
- \$5,530,000 for the City of Echo water system improvements
- \$1,500,000 for the City of Echo wastewater system improvements
- \$10,545,543 for the City of Aurora wastewater treatment plant facility
- \$4,284,203 for the City of Aurora water storage tank and pump station
- \$3,200,000 for the Crane Union School District 1J Crane community water and sewer system
- \$250,000 for the City of Arlington Columbia River municipal pump station
- \$65,000 for the City of Arlington wastewater facilities plan
- \$12,000,000 for the City of Tillamook water transmission line replacement
- \$1,140,000 for the Mapleton Water District water infrastructure projects
- \$14,628,685 for the City of Lakeside wastewater treatment plant replacement
- \$10,000,000 for the City of Scappoose water infrastructure projects
- \$2,500,000 for the City of Aumsville water system improvements
- \$12,000,000 for the City of Philomath water treatment plant and reservoir construction
- \$900,000 for the Wasco County Soil and Water Conservation District Mosier Million #2 well replacement project
- \$835,000 for the Crescent Sanitary District wastewater collection system
- \$5,800,000 for the City of Carlton wastewater treatment plant
- \$15,500,000 for Lane County McKenzie River Valley drinking water and wastewater system replacements

- \$1,800,000 for the Panther Creek Water District water reservoir replacement
- \$15,000,000 for Lincoln County Panther Creek septic and stormwater systems
- \$3,000,000 for the City of Detroit drinking water system
- \$3,000,000 for the City of Ashland for Talent, Ashland, and Phoenix intertie improvements
- \$500,000 for Lincoln County well repair
- \$25,000 for the City of Gates water meter replacement
- \$5,000,000 for the City of Phoenix Charlotte Ann Water District disbanding transition costs
- \$3,000,000 for the City of Powers sewer collection system and sewer plant
- \$1,570,064 for the City of Roseburg stormwater system improvements
- \$200,000 for Cave Junction water distribution center
- \$2,500,000 for the City of Mosier wastewater treatment plan update
- \$3,000,000 for the City of Nyssa water system expansion
- \$2,700,000 for the City of Medford SW Medford water and sewer infrastructure
- \$950,000 for the City of Redmond Skyline Village affordable housing sewer
- \$10,500,000 for the City of Corvallis Rock Creek transmission main
- \$15,000,000 for the Lakeview water treatment facility

The Subcommittee approved an increase of \$15 million Other Funds expenditure limitation for the Infrastructure Division to provide grants for levee projects from the net proceeds of Lottery Bonds authorized to be issued and deposited in the fund during the upcoming biennium.

Additionally, the Subcommittee approved adjustments to the agency's Nonlimited Other Funds budgeted expenditures that produced a net increase of \$90 million. Increases were made for net Lottery bond proceeds of \$50 million to be deposited in the Special Public Works Fund from authorized bond issues in the upcoming 2021-23 biennium. Another \$50 million General Fund was appropriated for deposit in the Special Public Works Fund, and \$10 million of net proceeds of Lottery Bonds was approved for deposit in the Brownfields Redevelopment Fund. These increases are offset by a reduction of \$20 million Nonlimited Other Funds that had been provided in the agency's budget bill (HB 5023) in error.

The \$50 million General Fund deposited in the Special Public Works Fund provides loans and grants for publicly owned facilities that support economic and community development in Oregon. Funds are available to public entities for planning, designing, purchasing, improving, and constructing publicly-owned facilities.

An increase of \$20 million Other Funds expenditure limitation was approved for the Infrastructure Division to grant funding to the City of Salem for a drinking water system project. The expenditure is supported by bond proceeds.

Other Funds expenditure limitation was increased by \$50 million for the Business Innovation and Trade Division to provide grants to local independent movie theaters and entities in Oregon's live events industry to support their recovery from business closures due to the pandemic. Approximately \$5 million is intended for distribution to small and community movie theaters. Remaining funds are to be distributed to support the live events industry, including live event operators, music, cultural and community venues, and other entities supporting live events. Grants made to organizations for subsequent distribution to individual entities are eligible for administrative costs related to the distribution of funding. All qualifying entities are required to self-certify as to the need being directly related to the COVID-19 pandemic.

The Subcommittee approved \$25 million General Fund to support flexible grants to public and/or private entities for projects targeted at facilitating private investment in Oregon, with a focus on leading or emerging business sectors. The funding is intended to complement efforts under other OBDD programs or funds. Examples of potential uses include public infrastructure such as rail, road, docks, terminal, or airport improvements; power infrastructure; natural resources/wetland mitigation; and other projects enabling investment and long-term public return and benefit. Private sector projects might involve areas such as manufacturing, emerging energy, environmental, supply chain, and feedstock development.

The Department will need to set up the program and create rules prior to awarding grants. If statutory language or further legislative direction is needed to implement the program, OBDD will work with the Legislature to obtain these; depending on requirements, this may mean program initiation may be delayed until the latter half of the biennium.

The Subcommittee approved increases in Other Funds expenditure limitation totaling \$9,149,378 for the Department's Arts and Cultural Trust to distribute grants funded by the issuance of Lottery Bonds for cultural facilities as follows:

- \$750,000 for the Maxville Heritage Interpretive Center - Preservation of Maxville Townsite
- \$2,000,000 for the Artists Repertory Theatre
- \$600,000 for the Joseph Center for Arts and Culture
- \$295,000 for the Eastern Oregon Regional Theatre - Baker Orpheum Theatre Restoration
- \$1,250,000 for the Chehalem Cultural Center - Performing Arts Wing
- \$750,000 for the Siletz Tribal Arts and Heritage Society
- \$1,600,000 for the Jon G. Shedd Institute for the Arts
- \$600,000 for the Little Theatre on the Bay - Liberty Theatre Expansion
- \$304,378 for the Columbia River Maritime Museum - Lightship Columbia Preservation
- \$1,000,000 for the Portland Art Museum - Rothko Pavilion

The Subcommittee approved an increase in expenditure limitation of \$10 million Other Funds for the Infrastructure Division to make grants for county fair capital improvements.

Increases in Other Funds expenditure limitation of \$1,254,312 for the Infrastructure Division and \$361,350 for the Arts and Cultural Trust were approved by the Subcommittee for payment of costs associated with the issuance of Lottery Bonds. Also approved was an increase of \$6,905,674 Lottery Funds expenditure limitation for the Infrastructure Division to pay debt service on Lottery Bonds.

Other Funds expenditure limitation of \$120 million was established for the Department for expenditure of American Rescue Plan Act (ARPA) Capital Projects Funds received by the Oregon Department of Administrative Services and transferred to the Department for deposit in the Broadband Fund. Monies in the fund are available to be used to provide grants or loans through the Oregon Broadband Office and for the administrative costs of the office. Eligible uses of the grants and loans include projects for the planning and development of broadband service infrastructure.

The Subcommittee approved budget adjustments to allow the Department to expand staffing capacity. These adjustments include: Lottery Fund expenditure limitation increases of \$1,387,837 for the Operations Division and \$480,743 for the Business Innovation and Trade Division. General Fund is increased by \$85,845 for the Business Innovation and Trade Division and \$219,660 for the Infrastructure Division. Other Funds expenditure limitation is increased by \$272,000 for the Operations Division, \$461,286 for the Business Innovation and Trade Division, and \$219,660 for the Infrastructure Division. For the Operations Division, the establishment of 8 positions (8.00 FTE) are authorized including a human resources analyst, an accounting technician, two procurement and contract specialists, two information technology specialists, and two public affairs specialists. For the Business Innovation and Trade Division, the establishment of 5 positions (5.00 FTE) are authorized that include three regional project managers, a loan specialist, and a program analyst. The Subcommittee also authorized the establishment of a federal grant manager position (1.00 FTE) and an operations and policy analyst (1.00 FTE) in the Infrastructure program.

The Subcommittee approved an increase in Lottery Funds expenditure limitation for the Film and Video Office of \$112,500 for program enhancements. The Film and Video office will use \$60,000 of the funding for workforce development and paid placement programs; \$22,000 for regional festival and event sponsorship support; \$3,500 for travel and accommodation costs; \$23,000 for special events, a residency program, and regional office support; and \$4,000 for business recruitment.

Increased Lottery Fund expenditure limitation of \$1.6 million was approved for the Infrastructure Division to provide a grant to the Port of Port Orford for the Seafood Hub Redevelopment Project. The project centers on the creation of a seawater system that would allow the Port to provide sustainable operational support to the fishing fleet, facilities for on-site marine research, and ocean-related recreational opportunities. Additional funding to support the total project cost of \$7,657,020 includes \$5,275,020 from the U.S. Economic Development Administration and \$800,000 in local funds.

Interest earnings on general obligation bond proceeds produced \$5,800 that is available to offset General Fund for debt service. The subcommittee approved the establishment of an Other Funds expenditure limitation of \$5,800 for the use of these interest earnings on debt repayment.

The Subcommittee approved an increase of \$500,000 Other Funds expenditure limitation for the Business Innovation and Trade Division to make grants from the Oregon Rural Capacity Fund established in HB 2345 (2021). The fund is for making grants to Economic Development Districts to assist rural jurisdictions in learning about, applying for, and managing grants and other funding opportunities that can be used to support workforce, infrastructure, economic development, and community development.

Expenditure limitation of \$10 million Other Funds was approved for the Business Innovation and Trade Division to make grants from the Disadvantaged and Emerging Small Business Loan Fund established in HB 2266 (2021), in conjunction with the establishment of a direct loan program for making loans to eligible business that have been certified by the Certification Office for Business Inclusion and Diversity and have been referred to the department by a technical assistance provider.

The Subcommittee approved an increase in expenditure limitation of \$10 million Lottery Funds for the Business Innovation and Trade Division to provide a grant to Oregon21, LLC for the direct costs of the World Track and Field Championship.

Employment Department

Other Funds expenditure limitation is increased by \$872,278 to accommodate administrative expenses of the Employment Department related to carrying out the provisions of SB 172 (2021) which limits the window in which non-fraudulent overpayments can be recovered from a claimant to five years and creates the ability for certain overpayments to be waived. Notification procedures and changes to automated systems require support for 10 limited duration Revenue Agent 1 positions (5.00 FTE) in the 2021-23 biennium associated with this work. Personal services costs are \$647,578 and services and supplies costs are \$180,000.

Housing and Community Services Department

The Subcommittee approved \$30 million General Fund on a one-time basis for the Housing and Community Services Department (HCSD) to compensate landlords for 100% of missed rental payments for applications submitted to the Landlord Compensation Fund for rent owed between April 1, 2020 and the date of the landlord's application through June 30, 2021, subject to availability of funds. These funds can also be used to complete compensation payments for applications approved prior to passage of SB 278. Any amount remaining unallocated upon closure of the application portal and disbursement of funds is not intended to be carried forward into future biennia.

An additional \$5 million General Fund is appropriated to the Department on a one-time basis for a grant to Home Forward to make distributions to landlords who delayed termination notices or eviction proceedings pursuant to section 9 of SB 278 (2021). Landlords can apply for this compensation if they can demonstrate that they waited at least 60 days to receive rent payments from a tenant who was denied rental assistance. Home Forward is responsible for primary program design, with HCSD providing application verification information. Up to 10% of the appropriation can be used by Home Forward for administrative costs or those of its subcontractors; separate accounting and reporting mechanisms are to be maintained for this program.

A one-time General Fund appropriation of \$2 million was approved for the Department to make a grant to SquareOne Villages for a shared equity affordable homeownership pilot project. Upon awarding the grant, the Oregon Housing Stability Council may request information from SquareOne Villages regarding description of the project, number of units, characteristics of housing built and populations served, other financing partners, and evaluation of outcomes.

Proceeds from the sale of \$410 million in Article XI-Q bonds will be used by the Department to develop affordable housing units and supportive housing units for Oregonians who have experienced chronic homelessness. The LIFT program produces approximately 750 units of affordable housing for every \$100 million in funding. Of the total amount of bond proceeds, \$60 million is intended to fund applications submitted in the 2019-21 biennium that would have been successful candidates for project funding but for the fact that available funding was insufficient to meet demand. An estimated \$50 million in bond proceeds will be directed toward construction of approximately 350 units of housing with supportive services for very low-income Oregonians who require tenancy services and rental assistance to remain stably housed. General Fund of \$1.6 million is included for supportive services and rental assistance payments associated with those units, based on the timing of bond issuance and units ready for occupancy in the 2021-23 biennium. Supportive services and rental assistance on these units is anticipated to cost \$15.5 million General Fund in the 2023-25 biennium; coupled with service and rent assistance for units constructed with bonds authorized in 2019-21 biennium, the total "service dollars" costs are expected to reach \$28.7 million in 2023-25. Expenditure limitation for cost of bond issuance in 2021-23 was approved in the amount of \$3,490,000 Other Funds, General Fund debt service was increased by \$21.4 million, and administrative costs to develop the units total \$2,037,700 Other Funds expenditure limitation. Eleven positions (10.25 FTE) are needed for accounting, compliance, underwriting, and reporting.

To capitalize revolving loans that can be used by developers of low-income housing to purchase land or naturally-occurring affordable housing, the Subcommittee approved \$30 million General Fund on a one-time basis. The Department will use this revolving loan fund to support the

long-term affordable rental housing needs of Oregonians who have been historically rent-burdened or underrepresented in home ownership. A portion of these loan funds are intended to be awarded to applicants who have demonstrated experience or expertise in serving these communities.

To preserve an estimated 1,600 units of existing affordable housing, the Subcommittee approved \$100 million General Fund. This funding can be used for publicly supported affordable housing, properties with federal project-based rental assistance contracts, rent subsidies, manufactured dwelling parks, and properties undergoing recapitalization.

The Subcommittee approved \$3 million General Fund on a one-time basis to provide a grant to a not for profit organization to develop or improve infrastructure for a manufactured dwelling park in Springfield Oregon. The Department will require the organization receiving the grant to provide a report to the agency that includes information on accounting and the use of grant money, identification of other funding to support the project, and resources provided to park residents.

General Fund of \$225,953 was approved for the Department to study and make legislative recommendations on the incorporation of a Regional Housing Needs Analysis into state and local planning programs. The funds will support a position (1.00 FTE) to conduct stakeholder outreach and engagement and data improvement, with the goal of developing a legislative proposal for incorporation of a regional housing needs analysis into future state and local planning processes.

BUDGET NOTE

The Housing and Community Services Department is directed to work with the Department of Land Conservation and Development to provide an initial legislative report no later than February 1, 2022 and a final legislative report no later than December 31, 2022 on efforts to develop a legislative proposal for incorporation of a regional housing needs analysis into future state and local planning processes.

The Subcommittee approved Other Funds expenditure limitation of \$4.5 million for rental assistance payments associated with a long-term rental assistance program established in HB 2163 (2021). The program is for rental assistance payments to individuals age 25 and younger who are or have recently been homeless, in substitute care, incarcerated, or in a facility for mental health or dependency treatment. One Operations and Policy Analyst position (1.00 FTE) is authorized to develop and manage the program. General Fund to support the program was included in HB 2163 on a one-time basis.

For wildfire recovery efforts, the Subcommittee approved \$100.4 million General Fund for construction, rebuilding, and financing initiatives for wildfire survivors. Two positions (1.76 FTE) were authorized to support these initiatives. Other Funds expenditure limitation of \$50.8 million (including \$780,071 for cost of bond issuance) will allow the Department to acquire land for rebuilding efforts, as well as to provide interim housing for those displaced by wildfires. Debt service on these bonds is \$2.2 million Lottery Funds for the 2021-23 biennium.

Department of Veterans' Affairs

Other Funds expenditure limitation of \$6,113,208 was established for distribution of Lottery bond proceeds for the veterans' affordable housing project, including \$113,208 for bond issuance costs. Lottery Funds debt service of \$499,184 was established for the 2021-23 biennium and is estimated to be \$993,687 in the 2023-25 biennium.

The Subcommittee approved \$175,000 Lottery Funds expenditure limitation on a one-time basis for the Veteran Educational Bridge Grant Program. These grants are designed to provide some support to student veterans that find themselves unable to complete their academic programs on time due to the unavailability of a required class.

EDUCATION

State School Fund

The Subcommittee approved a reduction of \$27,849,006 General Fund, an increase of \$219,059,876 Lottery Funds, and an increase of \$8,789,130 Other Funds from the Fund for Student Success for the State School Fund. This change reflects the final balance of use of available Lottery Funds across the entire state budget as well as the most recent forecast of the Fund for Student Success related revenues. This assumes no transfer of Education Stability Fund resources to the State School Fund and brings the total funds State School Fund amount to \$9.3 billion.

Oregon Department of Education

The Subcommittee approved \$125 million Other Funds expenditure limitation for the Oregon School Capital Improvement Matching program (OSCIM). The proceeds of the sale of Article XI-P general obligation bonds authorized in SB 5505 are used for grants to school districts which match the grant with proceeds of locally issued bonds for the construction and improvement of school district buildings and property.

The Subcommittee approved \$17.5 million Other Funds expenditure limitation for Lottery Bond proceeds authorized in SB 5534 for deposit into the Connecting Oregon School Fund (COSF) for expanding Internet connectivity in schools and maximizing the use of available federal resources. The agency will use COSF to provide state grants to districts that are successful in applying for federal E-rate funding from the Universal Service Administrative Company (USAC) for special construction projects. These projects will provide new or improved existing internet connectivity for schools in which the federal E-Rate funding would typically provide between 60-80% of project costs. ODE will provide state grants for up to 10% of project costs which will leverage an additional matching federal contribution, which may enable sufficient funding to pay for the entire cost of the project. Projects in which federal and state resources do not fully fund a project will be the responsibility of the district to provide through other resources. State funding will be allocated through a formula that prioritizes schools based on income levels; rural and remote areas of the state; and the current type of internet connectivity and download speeds. ODE estimates these funds will leverage up to an additional \$70.8 million in resources for 40 to 60 projects that focus on improving both schools and district-wide area network connectivity.

Three capital projects were approved for the Oregon School for the Deaf to be financed with Article XI-Q bonds. There is a total of \$666,308 General Fund designated for debt service on these bonds during 2021-23. The projects are for remodeling restrooms to bring them to ADA standards, fire alarm system replacement, and upgrades of windows.

A total of \$1,459,142 Other Funds expenditure limitation was approved for the cost of issuance of general obligation (SB 5505) and Lottery bonds (SB 5534). These include the costs for bonds issued for the Oregon School Capital Improvement Matching program (Article XI-P bonds), projects for the Oregon School for the Deaf (Article XI-Q bonds) and for Broadband Connecting Oregon Schools grants (Lottery bonds). An Other Funds debt service expenditure limitation was established for \$330 to use Other Funds savings to offset the need for General Fund to pay for debt service on outstanding general obligation bonds.

A one-time \$500,000 General Fund appropriation was approved for a study of the impacts of State School Fund spending and to determine if this spending pattern results in disparities between students who are black, indigenous or people of color (BIPOC) and those who are not BIPOC students. The Oregon Department of Education will award a contract to an experienced researcher who has done research on exploring and modeling education finance policy and practice including research on the effects of fiscal policies and implications on resources at the school and classroom levels. The researcher awarded the contract should have completed at least one multi-year study of weighted student funding. The Department is to provide support and data for the researcher(s). The Department should also appoint an advisory committee with representatives from various educational advocacy and community groups with experience working with historically underserved students. This committee is to review variations in school level spending across multiple types of expenditures across 25 school districts, and to review the proportion of diverse teachers and students. The Department is to submit a report with the results and findings of the study and advisory committee by December 15, 2022.

Funding and Other Funds expenditure limitation was approved for the provisions of HB 3073 (2021), which establishes the new Department of Early Learning and Care (DELIC), eliminates the existing Early Learning Division of the Oregon Department of Education, transfers the Employment Related Day Care (ERDC) program to the new DELIC effective July 1, 2023, and makes policy and eligibility changes to the ERDC program. In this bill, there is \$3.5 million General Fund appropriated to the Oregon Department of Education for 14 positions (12.92 FTE) hired before March 1, 2020 necessary to establish the new agency and develop its payment systems, accounting structures, Information Technology systems, employee hiring processes, and other activities. The funding for these positions is for the full 2021-23 biennium. A special purpose appropriation to the Emergency Board of \$5.1 million General Fund is included for the costs of staff hired after March 1, 2020 and other costs of the new agency. Finally, an Other Funds expenditure limitation increase of \$95 million is provided to the Department of Human Services for ERDC costs including a new co-pay policy. These Other Funds for the ERDC program are resources transferred from the Early Learning Division/DELIC and include American Rescue Plan Act funding specifically for early learning and child care related spending.

SB 5513 (2021), the budget bill for the Oregon Department of Education, includes \$9 million General Fund for preschool program spending during the 2021 Summer months. This funding is part of the \$250 million Summer Learning initiative passed in HB 5042 earlier in the 2021 legislative session. The budget report for HB 5042 included specific allocations of \$6 million for the Preschool Promise, Oregon Prekindergarten,

and Early Learning Equity Fund programs. Based on the applications for this funding, the Early Learning Division has determined that the allocations in the HB 5024 budget report will result in not all of the funding for the Oregon Prekindergarten and the Early Learning Equity Fund being spent and insufficient funding for the Preschool Promise program to meet the volume of applications. Given this situation, the Subcommittee instructed the Early Learning Division to adjust the allocations among the three programs to maximize the amount of funding awarded to providers.

Higher Education Coordinating Commission

After the passage of SB 5528 (2021), the budget bill for the Higher Education Coordinating Commission (HECC), it was discovered that the appropriations for Public University Statewide Programs and Statewide Public Services programs were mistakenly switched in the amendment. This measure includes a \$103,420,570 General Fund decrease in the Public University Statewide Programs appropriation (section 1(8) of SB 5528) and a corresponding increase in the appropriation for the Statewide Public Services (section 1(9) of SB 5528) to correct the error.

Other Funds expenditure limitation of \$5 million was approved for the Financial Management Information System, or FAMIS, project which is financed with the proceeds from the sale of Article XI-Q Bonds. The FAMIS project will replace out-of-date existing systems supporting the student financial aid programs of the Commission. Better student access to assistance, security issues, and the need for a more web-based system are just a few of the factors driving the need for this project. The project has approval for an early bond sale requiring debt service for 2021-23; the Subcommittee approved \$867,805 General Fund to pay that expense.

An additional bond financed project received approval for an early bond sale requiring debt service for 2021-23. This is the Oregon Manufacturing Innovation Center's Research and Development Center for Additive Manufacturing Innovation Phase II project. This project requires \$773,239 General Fund for debt service in 2021-23.

The Subcommittee approved Other Funds expenditure limitation of \$7,003,106 for the cost of issuance for bonds authorized in SB 5505 (Article XI-G, XI-Q, XI-F bonds) and in SB 5534 (Lottery Bonds) for public universities, community colleges, and for HECC. Other Funds expenditure limitation of \$530,575 was approved for debt service on general obligation bonds issued on behalf of community colleges. These Other Fund resources will offset General Fund in the same amount for payment of the debt service. Nonlimited Other Funds debt service is reduced by \$10.3 million for savings generated from the refunding of Article XI-F bonds issued for the benefit of public universities and the Oregon Health and Science University.

The Subcommittee approved \$5 million General Fund for distribution to five programs or organizations that assist college-going individuals or those considering post-secondary education. Each of these programs will receive \$1 million in one-time funding:

- ASPIRE, which is a mentoring based program, will use the funds to expand the number of ASPIRE sites across the state and increase the size of the participation grants to expand their college and career preparation resources, transition activities, career training resources, and staff/volunteer training.
- College Possible is a program designed to reduce barriers to students in accessing post-secondary education, especially students from underserved backgrounds. This \$1 million grant will assist the organization to serve the 1,150 students currently in the program and will increase the number of students served by 25%. Several school districts have expressed interest in partnering with College Possible for programming and this will increase the ability to meet those requests.
- The Oregon TRIO Association (TRIO) promotes educational equity, access, and opportunity for underrepresented students. This funding will be used for three initiatives: (1) a study abroad/exchange scholarship program for low-income students; (2) a “Last Mile” scholarship fund targeted to post-secondary students who are at risk of having to drop out in their last year before graduation; and (3) to provide grant-writing training to organizations to increase the number of TRIO programs in targeted areas.
- Advancement via Individual Determination (AVID) is a program to prepare middle and high school students for success in four-year post-secondary institutions. Funding will be used for professional development for over 400 educators to assist their students, and to expand the AVID College Readiness System to an additional two to three rural school districts.
- Build EXITO, the National Institutes of Health’s Building Infrastructure leading to Diversity (BUILD) initiative in Oregon, is an undergraduate research training program for students. This funding will increase the organization’s recruitment efforts with partner community colleges in the metro area, provide sophomore research preparation for 400 students, and recruit professional research mentors at the Oregon Health & Science University and Portland State University.

SB 551 (2021) appropriated \$12.9 million General Fund for the costs of providing health care insurance for part-time faculty at community colleges and public universities. The General Fund appropriation was for deposit in the Part-Time Faculty Insurance Fund created in the measure. After review of SB 551, it was determined that Other Funds expenditure limitation was required to actually spend money out of this new fund; the Subcommittee approved an Other Funds expenditure limitation increase of \$12.9 million for HECC for this purpose.

SB 762 (2021) appropriated \$10 million General Fund to provide resources for the Oregon Conservation Corps program. The program is established to reduce the risk of wildfires, assist in the creation of fire-adapted communities, and engage youth and young adults in workforce training. The General Fund appropriation was to the Oregon Conservation Corps Fund created in SB 762. After review of that bill, it was determined that Other Funds expenditure limitation is required to spend money out of this new fund. The Subcommittee approved an Other Funds expenditure limitation increase of \$10 million for the Higher Education Coordinating Commission for this purpose.

The Commission recently changed the Student Success and Completion funding model which is used to distribute the Public University Support Fund to the state’s seven public universities. One outcome of that change was to remove two programs at Oregon State University (OSU) from the formula, the Veterinary Diagnostic Laboratory and the Facilities Maintenance resources for facilities at OSU that are used by the Experiment Station, the Extension Service, and the Forest Research Laboratory. When this action was taken, the amounts used in the 2021-23 budget were

not adjusted for inflation. The Subcommittee recognized this need and increased the Public University Statewide Program budget by \$162,753 General Fund for the Veterinary Diagnostic Laboratory and the appropriation for Statewide Public Services by \$236,922 General Fund for the OSU facilities maintenance.

Two projects were approved for funding from the American Rescue Plan Act State Fiscal Recovery Funds. These funds will be transferred from the Department of Administrative Services to the agency to be spent as Other Funds and be distributed to the appropriate institution. The two projects are:

- A one-time grant of \$3.5 million to Southern Oregon University (SOU) to demolish Cascades Hall, a former dormitory that is currently being used primarily for storage and flex space. The Cascades Hall building is estimated to have a deferred maintenance backlog totaling \$12 million and demolition is more cost effective than renovation. SOU anticipates the removal of the facility will result in operations and maintenance savings due to the reduction in utility costs.
- A one-time grant of \$636,812 for Umpqua Community College (UCC) for land movement reparation for a large and dangerous slide and sink hole. Since UCC's property insurance does not cover land movement, the reparation would have left a large deficit in the college's finances. UCC will start the project as soon as funds become available.

The Subcommittee approved a number of projects that are part of the Public University Statewide Programs budget unit. These projects are:

- A total of \$5.5 million General Fund for a one-time distribution to Oregon Institute of Technology (OIT) for the Center of Excellence in Applied Computing and for expanding health-related clinical and laboratory facilities. OIT will use \$3 million to establish the new Center of Excellence and support the hardware, software, and related resources for the Center. Students will be trained in the new Center through targeted certificate and degree programming. The remaining \$2.5 million is for rural health initiatives starting in Southern Oregon. Programming will be in the areas of dental hygiene, applied behavior analysis, applied psychology, and the new doctoral program in physical therapy. Funds will be used for clinical and laboratory facilities.
- One-time funding of \$1 million General Fund is approved for distribution to Portland State University (PSU) for the Center for Women's Leadership. This funding is to support the New Leadership Oregon Program and will be used for student scholarships and activities to formalize a sustainable and expanded long-term future for the Center.
- In the 2019-21 budget for Public University Statewide Programs, the funding for the Dispute Resolution program was reduced. A \$349,000 General Fund increase will restore this reduction, bringing the total funding for the Dispute Resolution program to \$2,921,696 General Fund.
- One-time funding of \$427,083 General Fund was approved for distribution to Oregon State University (OSU) for a study to: (a) identify practical techniques for painting wind energy facilities that are scientifically shown to increase the visibility of the facilities to birds and prevent avian deaths; (b) evaluate the suitability of the techniques identified for use at wind energy facilities in the state; and (c)

evaluate the feasibility of implementing the techniques in a manner that complies with any applicable requirements of the Federal Aviation Administration. OSU should consult with the Oregon Department of Energy in undertaking this study. The study must also discuss the potential effects that the practical techniques identified may have on wildlife in this state other than birds. OSU shall report the study's findings to the interim committees of the Legislative Assembly related to agriculture and natural resources.

The Subcommittee approved projects that are part of the Statewide Public Services budget unit. These projects are:

- A one-time grant of \$150,000 General Fund for the Berry Research Initiative program located at the North Willamette Regional Extension Center. This program does research on cost-effective agricultural planting, growing, and harvesting. The funding will enable the program to assist strawberry growers with focus on invigorating the fresh-market industry for sustainability-minded growers. The funding will also enable four students to be mentored and contribute to research projects under the program.
- General Fund in the amount of \$2,680,000 for a one-time distribution to Oregon State University Wine Research Institute to increase its capacity to test more wine grapes, fruits, and other agricultural products that have been subject to smoke from wildfires. This testing provides growers with information on how severely their grapes or fruits have been impacted by wildfire smoke and whether they should be harvested and processed into wine. A portion of these funds will be used to enable research on wildfire smoke damage on agricultural products, and a portion will be used to remodel space for an analytical smoke research laboratory and for testing equipment, laboratory technicians, and support staff.

HUMAN SERVICES

Oregon Health Authority

The Subcommittee approved a General Fund appropriation of \$145,714 for the Oregon Health Authority (OHA) for one-time costs associated with pharmacist training and related activities by the Oregon State University College of Pharmacy. These costs result from the university's implementation of chapter 95, Oregon Laws 2019, which authorizes pharmacists to prescribe and dispense emergency "bridge" refills of insulin and related devices.

The budget includes \$300,000 General Fund and one position (1.00 FTE) for OHA to study behavioral health services provided by other state agencies. The subcommittee approved the following instruction related to this investment.

BUDGET NOTE

The Oregon Health Authority (OHA) shall study the behavioral health structures for services provided through state agencies and whether the structure adequately meets the current needs of the state as identified by the Alcohol and Drug Policy Commission strategic plan and the State Health Improvement Plan. OHA shall analyze the cost required to meet projected unmet needs, current revenue sources, and additional revenue options, including, but not limited to, taxes related to alcohol, income, and telecommunications. OHA shall report its findings to an interim committee of the Legislative Assembly related to behavioral health no later than February 1, 2022.

The budget includes \$958,626 General Fund and \$117,250 Other Funds expenditure limitation for debt service and cost of issuance of general obligation bonds for capital projects approved for the Oregon State Hospital (OSH). The approved projects include a new well water treatment facility and replacement of automated dispensing cabinets for prescription drugs. For cash-funded capital projects at OSH, the budget includes \$2.3 million, which is available from the federal American Rescue Plan Act, for deferred maintenance in Salem and Pendleton and equipment replacement in Salem and Junction City.

The budget includes the following adjustments to support OHA's cost of implementing policy bills passed late in the legislative session:

- \$14.9 million Other Funds expenditure limitation and 18 positions (18.00 FTE) for the transfer of the Health Insurance Marketplace from the Department of Consumer and Business Services to OHA (SB 65);
- \$5 million General Fund for developing behavioral health quality incentive metrics and other behavioral health system improvements (HB 2086);
- \$20.3 million Other Funds expenditure limitation for the Behavioral Health Housing Incentive Fund (HB 2316); and
- \$780,457 General Fund and four positions (2.84 FTE) for the review of health care mergers, acquisitions, and affiliation transactions (HB 2362).

The Subcommittee approved a budget-neutral reduction of \$300 million General fund and an increase in Other Funds expenditure limitation in the same amount in order to use federal American Rescue Plan Act State Fiscal Recovery Funds received by the Department of Administrative Services and transferred to the Oregon Health Authority for maintaining health-related services at the Oregon State Hospital.

Department of Human Services

The Subcommittee approved an increase in Federal Funds expenditure limitation of \$1.8 million for the Department of Human Services (DHS) and authorized four positions (4.00 FTE) to administer the Senior Health insurance Benefits Assistance Program (SHIBA), which is being transferred to DHS from the Department of Consumer and Business Services.

For administering shelter and feeding services for wildfire survivors, the Subcommittee approved \$76,488,018 General Fund on a one-time basis and authorized nine limited-duration positions (7.50 FTE). Of this amount, \$75 million is for programmatic expenditures and \$1,488,018 supports the limited-duration positions.

The Subcommittee approved a total of \$5.8 million General Fund for nutrition and anti-hunger programs, including \$4 million for Double-up Food Bucks, \$150,000 for the Oregon Hunger Task Force, and \$1.7 million for the Oregon Hunger Response Fund. Additionally, \$14 million Other Funds expenditure limitation was approved to allow the agency to use one-time federal American Rescue Plan Act State Fiscal Recovery funds received by the Department of Administrative Services and transferred to DHS for emergency food supply stabilization.

This measure includes an increase of \$99,503 Other Funds expenditure limitation for the DHS Aging and People with Disabilities program to allow the Department to hire one new permanent, full-time Administrative Specialist 3 position (0.50 FTE) to assist with the Senior Emergency Medical Services Innovation Program established by HB 2397 (2021). Position costs are funded through the DHS Quality Care Fund.

SB 5529, the primary 2021-23 budget bill for the Department of Human Services, includes a total of \$131 million total funds (\$44.3 million General Fund) for implementation of new rate models for Intellectual and Developmental Disabilities services. Effective July 1, 2021, a portion of the funds will be used to provide an across-the-board 3.2% rate increase. Effective July 1, 2022, the balance of the funds will be used to implement the new rate models at 80% of cost. The intent of the following budget note is to direct DHS to fully fund the new rate models at 100% of cost, which has an estimated additional 2021-23 cost of \$55.3 million total funds (\$28.5 million General Fund).

BUDGET NOTE

The Department of Human Services' Office of Developmental Disabilities Services (ODDS) is directed to fully fund the new rate models that go into effect on July 1, 2022. As this action is intended to strengthen and enhance Home and Community Based Services, the ODDS shall use funds made available through the temporary 10% FMAP increase to cover the 2021-23 costs required for implementation, unless the U.S. Centers for Medicare and Medicaid Services determines this to be an ineligible use of those funds, in which case the Department is directed to submit a request to the Emergency Board for the

required funding. It is the Legislature's intent to fully fund provider rates for adult and children's group home services, day support services, employment services, attendant care, supported living, and non-medical transportation.

SB 749 (2021) appropriated \$467,993 General Fund, along with \$253,709 Federal Funds expenditure limitation and \$10,660 Other Funds expenditure limitation, to the DHS for the implementation of a new program to register providers of residential care referrals (referral agents). Because of how the agency accounts for shared services, funding authorization should also include a corresponding Other Funds expenditure limitation in DHS Shared Services. After review of SB 749, it was determined that this Other Funds expenditure limitation was inadvertently omitted from SB 749. The Subcommittee approved an Other Funds expenditure limitation increase of \$628,913 for DHS to correct this omission.

Other Funds expenditure limitation of \$95 million was approved for Employment-Related Day Care (ERDC) costs, including a new co-pay policy. The source of Other Funds for the ERDC program is funding transferred from the Department of Education's Early Learning Division and includes American Rescue Plan Act funds specifically for early learning and child care related spending.

JUDICIAL BRANCH

Oregon Judicial Department

The Subcommittee approved \$721,500 General Fund for two new statutory circuit court judgeships (1.50 FTE) in the eleventh Judicial District and Deschutes County, for a total of nine circuit court judges for the district. The judgeships are statutorily-established in HB 3011 (2021). The judgeships would begin on January 1, 2022. County government will assume facility (courtroom and office space) and associated costs for the judgeships and staff. Additionally, the Subcommittee approved \$867,280 General Fund for six permanent full-time positions, including one Judicial Assistant, one Courtroom Clerk, and one back-office Clerk for each newly established judgeship (5.00 FTE). Judicial staff would begin on November 1, 2021.

The Subcommittee approved \$1.2 million General Fund on a one-time basis and authorized eight limited duration positions (6.58 FTE) for the expungement of criminal records for marijuana infractions.

For the non-bondable costs of capital construction projects, the Subcommittee approved, on a one-time basis:

- \$5 million Other Funds expenditure limitation for the Supreme Court Building. The revenue source is the American Rescue Plan Act State Fiscal Recovery Funds received by the Department of Administrative Services and transferred to the Judicial Department.
- \$250,000 of Other Funds expenditure limitation for the cost of issuing general obligation bonds for the Supreme Court Building Renovation. The revenue source is from the bond proceeds.

- \$3.5 million Other Funds expenditure limitation for planning and costs associated with replacement of the Curry County Courthouse. The revenue source is the American Rescue Plan Act State Fiscal Recovery Funds received by the Department of Administrative Services and transferred to the Judicial Department.
- \$169,827 Other Funds expenditure limitation for planning and costs associated with replacement of the Crook County Courthouse. The revenue source is the American Rescue Plan Act State Fiscal Recovery Funds received by the Department of Administrative Services and transferred to the Judicial Department.

The Subcommittee approved the following Other Funds expenditure limitations for the Oregon Courthouse Capital Construction and Improvement Fund and both state and local matching funds, with the difference between the state and local match related to the cost of bond issuance that is paid as part of the state match:

Courthouse Project	State Match	Local Match	Total
Benton County	\$20,730,000	\$20,383,129	\$41,113,129
Linn County	\$16,110,000	\$15,900,000	\$32,010,000
Crook County	\$11,885,000	\$11,700,000	\$23,585,000
Clackamas	\$1	\$1	\$2

The revenue to support state matching funds is General Obligation bonds (Article XI-G) authorized in SB 5505 (2021). The timing of the issuance of the bonds will occur late in the 2021-23 biennium and, therefore, there is no associated General Fund debt service related to the issuance for the 2021-23 biennium.

The Subcommittee provided the following instruction to the Judicial Department about the Clackamas County Courthouse project.

BUDGET NOTE

The Oregon Judicial Department (OJD), in coordination with Clackamas County, is requested to submit a report to the Joint Committee on Ways and Means, prior to the legislative session in 2022, on the design, build, finance, operation, and maintenance public-private partnership (P3) agreement(s) for the Clackamas County Courthouse, as well as the funding agreement between OJD and Clackamas County, related to constitutional and statutory requirements for state support and local matching funds for the Oregon Courthouse Capital Construction and Improvement Fund (OCCIF). The report is to include, but not be limited to:

- the legal sufficiency of the Clackamas County public-private partnership agreement(s), from the state’s perspective, pertaining to funding agreement requirements;
- estimated total cost of ownership to construct, occupy, and maintain the Clackamas County Courthouse;
- affirmation of county ownership of the Clackamas County Courthouse building and property;
- a final master funding agreement; and

- a long-term flow-of-funds for state and local matching deposits into, and withdrawals from, the OCCCIF.

The report may also include recommendations for statutory changes related to public-private partnership agreement(s) and the OCCCIF. The submission of this report is a prerequisite for the consideration of supplemental Other Funds expenditure limitation for the Clackamas County Courthouse project.

LEGISLATIVE BRANCH

Legislative Administration Committee

Funding is provided to the Legislative Administration Committee (LAC) for the Document Publishing and Management System (DPMS) project, including Other Funds expenditure limitation in the amount of \$4,310,000 for the cost of issuing general obligation bonds and for project costs. In addition, \$663,587 General Fund is provided to LAC for debt service on bonds issued during the 2021-23 biennium for the DPMS project.

NATURAL RESOURCES

Department of Agriculture

The Subcommittee approved several General Fund increases for the Department of Agriculture (ODA), totaling \$2,501,685. First, \$200,000 General Fund was added for the predator control program, which provides pass-through money to the U.S. Department of Agriculture Wildlife Services for predator control services in partnership with the Department of Fish and Wildlife and Oregon counties. This funding is provided on a one-time basis. Next, \$450,000 of one-time General Fund was provided for additional funding for the Department's Noxious Weed Control Program. Additionally, \$468,311 General Fund and the establishment of two permanent full-time positions (2.00 FTE) was approved for the Native Plant Conservation Program. The two Natural Resources Specialist positions will function as a Lead Botanist and a Conservation Biologist for the program and will allow for more focus on the administrative needs of the program and the development of State projects.

Finally, the Subcommittee approved two General Fund increases as part of a statewide investment in water-related priorities. First, \$883,374 General Fund and a permanent full-time Natural Resource Specialist 3 (0.92 FTE) was added to support water quality work in small watersheds. Part of this work includes land condition assessments for compliance with agricultural water quality rules. Of the amount provided, \$650,000 will be used to contract with local partners, like Soil and Water Conservation Districts or watershed councils, to provide technical support to local landowners. Secondly, \$500,000 of one-time General Fund was approved to continue work related to the State's groundwater management areas (GWMA). The Department will use \$250,000 of this amount to contract with a facilitator to coordinate a task force around the Lower Umatilla Basin GWMA with state agencies and local partners. The other \$250,000 of one-time funds will be used to complement existing research the Department is doing related to fertilizers and nitrate levels that are impacting groundwater.

Department of Energy

The Subcommittee approved funding for two new grant programs to be operated by the Department of Energy in 2021-23. First, a one-time General Fund appropriation of \$10 million was provided for the solar rebate program established in HB 2618 (2019). The \$10 million will be deposited into the Rooftop Solar Incentive Fund for the issuance of rebates and to pay for implementation and administration of the solar rebate program. Of the \$10 million, almost \$9.2 million is available for rebates through Special Payments with \$803,822 estimated for administration. The Department will hire three limited duration positions, a half-time Program Manager 3 and two Office Specialist 2 positions (2.50 FTE). Personal Services costs are anticipated to be \$364,182, with \$439,640 for services and supplies that include IT upgrade and indirect costs. This program was previously provided \$2 million of one-time General Fund in 2019-21.

Second, the Subcommittee approved \$10,831,296 General Fund for the Department to establish a new grant program designed to incentivize residential and commercial energy efficiency for 2020 wildfire survivors who are rebuilding and repairing dwellings and other structures that were destroyed or damaged in the 2020 wildfires. Of the total, \$10 million is provided for grants and \$831,296 General Fund is for administration of the program. The Department will hire three full-time limited duration positions, an Accounting Tech 3 and two Program Analysts, along with utilizing existing personnel to assist with program establishment, implementation and oversight.

The Subcommittee approved \$247,974 Other Funds expenditure limitation for the Department to conduct the study on small scale renewable energy projects that is outlined in HB 2021 (2021). The position authority for this study, an Economist 4, was provided in the budget report for HB 2021, however the Other Funds limitation provided in that measure is solely related to the Community Renewable Energy Project grant program established in the bill. The Economist position tasked with doing this study should not be paid from administrative grant funds but with Other Funds from the Department's Energy Supplier Assessment revenue.

The Subcommittee approved \$3.5 million for General Fund debt service to cover bond payments due in April 2022 and 2023 for the Small-Scale Energy Loan Program (SELP) Fund. This debt service is due to losses sustained from loans dating back to 2007. The total projected overall cash flow shortfall in the SELP Fund is currently around \$5 million but is dynamic and may be reduced further based on revenue received.

Department of Environmental Quality

The Subcommittee approved several General Fund appropriations totaling \$4,339,481 to the Department of Environmental Quality (DEQ). First, as part of an overall statewide investment in water-related priorities, \$350,000 General Fund was provided to begin initial scoping and design of a database framework of water and infrastructure data. While this is provided as a one-time appropriation, this is likely to become a significant information technology project, which will need to be reviewed by the Legislative Fiscal Office and the State Chief Information Office as part of the Stage Gate process. DEQ will need to develop a funding request for further development of this database framework.

Also included is \$420,099 General Fund to backfill the costs of positions within DEQ's Section 401 Hydropower Program. This program, named after Section 401 of the federal Clean Water Act, issues certifications for hydroelectric projects as part of a licensing process in conjunction with the Water Resources Department for hydroelectric water rights. Fee revenue for this program was insufficient to maintain operations, so a fee increase had been proposed in HB 2143 (2021). However, the increase to the annual fees in that measure were amended to not take effect until the 2023-25 biennium, resulting in a revenue shortfall for DEQ. This one-time General Fund has been provided in order to maintain operations through the 2021-23 biennium until the fee increase becomes effective.

Additionally, \$569,382 General Fund was approved on a one-time basis to cover the administrative costs of a new financial assistance program that will provide funding to public agencies or qualified institutions for the repair, replacement, upgrade, or evaluation of residential or other on-site septic systems. The Department will hire two full-time limited duration positions, a Program Analyst 2 (1.00 FTE) and a Natural Resource Specialist 4 (1.00 FTE), to provide funding coordination, oversight, outreach, and assistance to local entities. DEQ will need to determine the most efficient and effective method of distribution for this financial assistance program, intended to assist wildfire impacted communities, including the possibility of providing low-interest loans, forgivable loans, or, potentially, grants. The funding for this financial assistance program will come from the Department of Administrative Services through a revenue transfer of federal American Rescue Plan Act State Fiscal Recovery Fund monies. The Subcommittee approved \$15 million of Other Funds expenditure limitation for this program. Because federal ARPA funding can be spent through 2026, it is anticipated that DEQ will need to request General Fund and position authority to continue administering the program for the 2023-25 biennium and beyond if necessary.

Finally, \$3 million of one-time General Fund was provided for DEQ's cost share with the Federal Emergency Management Agency for the hazardous waste and structural debris clean up related to the 2020 wildfires.

The Subcommittee approved \$4.3 million Other Funds expenditure limitation to expend a portion of the proceeds from \$10 million in Article XI-H general obligation bonds requested in SB 5505 (2021). The bond proceeds will replenish the Orphan Site Account which is used to fund investigations and cleanup at sites where parties who are responsible for the pollution are unknown, unable or unwilling to perform cleanup-related work. The Orphan Site Account is also used to meet Oregon's obligations at federally funded Superfund sites. Oregon must contribute 10% of the Environmental Protection Agency's cleanup costs and pay 100% of long-term maintenance costs at federally funded Superfund sites. DEQ typically spends the proceeds over two consecutive biennia before making another request for additional Orphan Site bonds. Of the

limitation provided, \$300,000 is for costs of issuing the bonds. Also approved is \$395,030 General Fund for the debt service associated with the bonds, which are scheduled to be sold in May 2022 and March 2023.

Finally, the Subcommittee approved the reduction of \$300,000 Other Funds intended for the cost of bond issuance that was mistakenly included in SB 5516 (2021), the Department's budget bill, under the Debt Service section. The limitation for the cost of issuance is appropriately included above, along with the \$4 million in bond proceeds, within the Land Quality program where it will be expended.

Department of Fish and Wildlife

The Subcommittee approved several General Fund appropriations for the Department of Fish and Wildlife totaling \$1,776,635. First, one-time General Fund of \$545,000 was provided for deposit into the Conservation and Recreation Fund established by HB 2829 (2019) in order to match expected donations, from sources other than a government entity that are received into the fund in the 2019-21 biennium. This estimate is based on anticipated donations expected to be received by June 30, 2021. If the amount of donations falls short of this appropriation, the difference can be applied to the General Fund that is being set aside by the Emergency Board through HB 2171 (2021) to match, up to \$1 million, donations received in 2021-23. A corresponding increase in Other Funds expenditure limitation of \$1,090,000 was also approved to allow the Department to spend the monies that have been deposited into the fund. Next, \$200,000 General Fund was approved for the predator control program, which provides pass-through money to the U.S. Department of Agriculture Wildlife Services for predator control services in partnership with the Department of Agriculture and Oregon counties. This appropriation is considered one-time only, with a similar one-time appropriation provided to the Department of Agriculture.

Additionally, the Subcommittee approved \$585,056 General Fund and position authority for three permanent full-time Natural Resource Specialist 2 positions (3.00 FTE) for the Western Oregon Streams Restoration program. The positions and funding will restore the program's capacity to provide technical support for the implementation of habitat restoration projects in western Oregon. The program was reduced in 2017 due to General Fund shortfalls. Included in the total is \$80,970 in services and supplies. Finally, \$446,579 General Fund was added on a one-time basis for the payment of debt service associated with Article XI-Q General Obligation bonds to finance \$5 million of capital improvement projects on non-hatchery related facilities. The Subcommittee also approved \$105,000 Other Funds expenditure limitation for the cost of issuance related to the bonds. The \$5 million Other Funds expenditure limitation is provided in the Capital Construction bill (SB 5506). Finally, the Subcommittee approved \$5 million of Other Funds expenditure limitation in order to expend federal American Rescue Plan Act Coronavirus State Fiscal Recovery Fund monies, that will be received by the Department of Administrative Services and transferred to the Department for funding of fish screens and fish passage projects.

Oregon Department of Forestry

General Obligation bonds that are authorized to be issued in the 2021-23 biennium are anticipated to produce \$4,820,722 in net proceeds to address maintenance needs of facilities owned by the Department of Forestry. This amount represents 2% of the replacement value of these facilities. The Subcommittee approved an increase of \$4,820,722 Other Funds Capital Improvement expenditure limitation for the Capital Improvement program for the expenditure of the bond proceeds. An increase in the Other Funds expenditure limitation for the Agency Administration program of \$64,229 was approved for the cost of bond issuance. For the Debt Service program, the General Fund appropriation is increased by \$260,395 and Other Funds expenditure limitation is increased by \$255,807 for the payment of debt service related to the bonds.

The Subcommittee approved the establishment of a \$5 million General Fund appropriation to the Department's Private Forests Division to provide grants to plant nurseries to develop tree seedling capacity in order to increase the supply of tree seedlings for replanting needs due to the 2020 wildfire season.

Also approved was an increase of \$49,196 Other Funds expenditure limitation for the Department's Agency Administration Division, to pay issuance costs for bonds that will be issued to replace the agency's facility in Toledo, Oregon. General Fund for the Debt Service program was increased by \$105,260 and Other Funds expenditure limitation is increased by \$146,257 for debt service.

To support rangeland protection associations, the Subcommittee approved \$666,937 General Fund in the Fire Protection Division and authorized the establishment of three positions (2.25 FTE). Senate Bill 590 (2021) expands the definition of rangelands to include those lands that are used primarily for cultivating crops. Including these lands will allow for additional associations to be formed, providing access to assistance programs from the State Forester with organizing, training, acquisition of equipment, and insurance obligations.

The Subcommittee approved increases of \$686,300 General Fund and \$457,530 Other Funds expenditure limitation, and authorized establishment of three permanent full-time positions (3.00 FTE) for the Department's Private Forests Division. The three positions, a riparian and aquatic monitoring specialist, a forest roads specialist, and a geotechnical specialist, will support the administration of the Forest Practices Act and provide technical assistance to forest landowners to ensure sound forest management and ecological protection.

Department of Geology and Mineral Industries

The Subcommittee approved \$328,710 General Fund for the Department of Geology and Mineral Industries to align the budget and actual expenditures with the appropriate source of funding for payment of State Government Service Charges. The Department's budget had assumed that these charges would be paid with a mix of General Fund, Other Funds, and Federal Funds. However, the Other Funds and Federal Funds that the Department receives are related to specific projects or grants and, therefore, are not eligible to be used for payment of these central-service charges. With the additional General Fund, there is a corresponding reduction to Other Funds expenditure limitation of \$173,464 and to Federal Funds expenditure limitation of \$155,246.

Department of Land Conservation and Development

The Subcommittee approved \$2,205,418 General Fund on a one-time basis and authorized one permanent position (1.00 FTE) for the Department of Land Conservation and Development (DLCD) to provide assistance and grants to local governments for planning and capacity-building related to the assessment of housing need, increasing housing supply and choice (particularly middle housing), including studies of infrastructure constraints, and support of local housing coordinators.

Additionally, the Subcommittee approved \$1,306,912 General Fund on a one-time basis for DLCD to study and make legislative recommendations, in consultation with the Housing and Community Services Department, on the incorporation of a Regional Housing Needs Analysis (RHNA) into state and local planning programs. The Subcommittee authorized one limited duration position to support this work. The approved funding includes \$1,146,100 for studies and stakeholder outreach to examine the following areas: (1) data needed, including but not limited to race/ethnicity, to improve estimations of housing need; (2) definition of “regions” in the state; (3) how a RHNA can be used to address equity, discrimination, and segregation in housing supply; (4) incorporation of a RHNA into the projection of local housing need as well as those actions and policies adopted to address housing shortages; and (5) any other issues appropriate to the implementation of the RHNA.

BUDGET NOTE

The Department of Land Conservation and Development, in consultation with Oregon Housing and Community Services, shall provide an initial legislative report no later than February 1, 2022 and a final legislative report no later than December 31, 2022 on efforts to develop a legislative proposal for incorporation of a regional housing needs analysis into future state and local planning processes.

Land Use Board of Appeals

The Subcommittee approved a one-time General Fund appropriation of \$50,000 for the Agency to begin the business systems analysis, requirements gathering, and business case development work needed to develop and implement an electronic filing and case management system.

Oregon Parks and Recreation Department

For the Oregon Main Street Program, the Subcommittee approved \$10,214,553 Other Funds expenditure limitation in the Department’s Community Support and Grants program. The Division will spend \$10 million in net proceeds from Lottery bonds on the program and \$214,553 on cost of bond issuance. Lottery Funds expenditure limitation is increased by \$414,812 for the payment of debt service.

The Subcommittee approved an increase of \$750,000 Other Funds expenditure limitation in the Department’s Central Services Division, for the cost of bond issuance of General Obligation bonds for State Parks capital improvement and renewal projects. The bonds will be used to finance

improvements to facilities in multiple Oregon state parks. The projects include improvements or replacements to facilities and related infrastructure such as buildings, water systems, septic and sewer systems, electrical systems, restroom and shower facilities, as well as modernizing and expanding campgrounds. The Subcommittee also established a \$2,232,560 General Fund appropriation for payment of debt service associated with the bonds.

General Fund of \$316,480 and the authorization of one limited-duration Operations and Policy Analyst position (0.88 FTE) for the Department's Director's Office was approved by the Subcommittee. The funding supports the position and provides for contracted consulting services to enable the agency to establish statewide standards for the design of recreation projects as directed by House Bill 2171 (2021). A portion of the funding supports travel and other expenses of the Outdoor Recreation Advisory Committee.

Department of State Lands

The Subcommittee approved \$1.1 million Other Funds expenditure limitation for the Department of State Lands to make grants from the Oregon Ocean Science Trust Fund established by ORS 196.567. This grant program provides competitive grants in consultation with the Oregon Coordinating Council on Ocean Acidification and Hypoxia as described in House Bill 3114 (2021).

Oregon Watershed Enhancement Board

The Subcommittee approved a total of \$19,750,000 General Fund for three grant categories to address wildfire recovery and restoration activities in affected areas of the state on a one-time basis. An additional \$670,000 General Fund and three limited duration positions (3.00 FTE) was provided to the agency to pay the operational and administrative costs of overseeing the grants. The three positions are an Operations and Policy Analyst 4, Natural Resource Specialist 4, and an Accountant 1. The three grant categories are detailed below.

- \$10 million General Fund was approved for OWEB to make grants for riparian and upland restoration, protection of water quality. Grants in this category will focus on restoring riparian and upland areas via broadly applied restoration approaches such as replanting. OWEB will leverage its granting infrastructure to develop a focused restoration grant offering, with an emphasis on upland and riparian plantings and associated treatments, during the 2021-23 biennium for areas impacted by the 2020 wildfires. These grants will support work by eligible local partners to restore riparian and upland areas in locations that will pose substantial threats to water quality due to post-fire erosion if not restored. The grant-making process will prioritize areas where water quality impacts could negatively affect drinking water supplies and/or important aquatic habitat. Process steps will include project solicitation using a tailored grant application, evaluation by an interagency team of experts, grant award, project implementation, and post-project reporting about outputs and outcomes related to the project's success at addressing post-fire natural resources concerns and community benefits associated with the project.

- \$5 million General Fund was authorized for OWEB to make grants for floodplain restoration and reconnection. Grants in this category will focus on more complex projects that restore and reconnect rivers to floodplain areas, re-establishing hydrologic and ecological functions in ways that help reduce post-fire impacts. OWEB would leverage its granting infrastructure to develop a focused restoration grant offering, with a focus on restoring and reconnecting floodplain areas, during the 2021-23 biennium for areas impacted by the 2020 wildfires.
- \$4 million General Fund was approved for OWEB to pass-through to the Eugene Water and Electric Board (EWEB) for restoration and targeted acquisition of high-priority McKenzie riparian/floodplain properties. This funding will support work by EWEB, in coordination with its local partners, to restore and/or acquire riparian and floodplain areas to reduce risks from post-fire impacts.

Water Resources Department

The subcommittee approved a \$250,000 General Fund appropriation to the Water Resources Department (WRD) for distribution as a grant to the Nesika Beach Ophir Water District. The District currently serves approximately 560 connections which includes mostly residential homes and some businesses. The funds will be used to extend a water pipeline to a new firehouse near Ophir.

The Subcommittee approved an increase of \$40,598,860 in Other Funds expenditure limitation established in the Department's Technical Services Division to make grants and loans and to pay the cost of bond issuance of Lottery Bonds. Bond proceeds will be deposited into the Water Supply Development Fund established under section 3, chapter 784, Oregon Laws 2013. Of the total, \$30 million Other Funds expenditure limitation is for Water Supply Development grants and loans to evaluate, plan, and develop in-stream and out-of-stream water development projects that repair or replace infrastructure to increase the efficiency of water use; provide new or expanded water storage; improve or alter operations of existing water storage facilities in connection with newly developed water; create new, expanded, improved, or altered water distribution, conveyance, or delivery systems in connection with newly developed water; allocate federally stored water; promote water reuse or conservation; provide streamflow protection or restoration; provide for water management or measurement in connection with newly developed water; and, determine seasonally varying flows in connection with newly developed water. Other Funds expenditure limitation in the amount of \$10 million is for bond proceeds allocated to the fund for the Deschutes Basin Board of Control Piping Project. The funding will be combined with additional state, local, and federal funds to allow the Board of Control to pipe currently open canals. The remaining \$521,689 is for the payment of bond issuance costs.

Additionally, an increase of \$28,443,481 Other Funds expenditure limitation was established for the Department's Technical Services Division to make grants and loans and to pay the cost of bond issuance of Lottery Bonds. Bond proceeds will be deposited into the Water Supply Fund established by section 10, chapter 906, Oregon Laws 2009. Of the total increase, \$443,481 is for the cost of bond issuance and \$14 million is for a grant to the Wallowa Lake Irrigation District for the rehabilitation of the Wallowa Lake Dam. The remaining \$14 million is for a grant to the City

of Newport for remediation of the Big Creek Dams, including design, environmental permitting, and construction of a seismically sound replacement dam.

The Subcommittee approved an increase of \$3,514,230 Lottery Funds expenditure limitation for the Department to pay debt service on Lottery bonds anticipated to be issued during the 2021-23 biennium.

The Subcommittee approved \$500,000 General Fund on a one-time basis for the Department's Technical Services Division to make grants for the qualifying costs of planning studies performed to evaluate the feasibility of developing water conservation, reuse, or storage projects as described in chapter 13, Oregon Laws 2008.

The Subcommittee approved \$500,000 General Fund on a one-time basis for distribution as a grant to Umatilla County for the purpose of implementing agreements of the Columbia River - Umatilla Solutions Task Force. The Task Force objectives include the identification of options to increase the utilization of Columbia River water for in-stream and out-of-stream uses in the Umatilla Basin without negatively impacting instream flow need for fish species, that are technically, economically, legally, and politically feasible and that provide both economic and environmental benefits that support other water-related planning efforts.

The Subcommittee approved \$500,000 General Fund on a one-time basis to engage Oregon Consensus to convene a process to develop a framework and path for state-supported water planning and management at the water region/basin level. Funds will provide facilitation support and may include funding for regional convenings and for other entities and organizations to participate in the process as appropriate.

BUDGET NOTE

Oregon Water Resources Department is directed to use provided funding to contract with Oregon Consensus to convene a workgroup comprised of a balanced membership including, but not limited to, conservation groups, agricultural water users, municipal water users, environmental justice organizations, tribal interests, and state agencies including Water Resources Department and the Oregon Department of Fish and Wildlife to consider regional water management opportunities that build on the 100 Year Water Vision and further the goals of the Integrated Water Resources Strategy.

The General Fund appropriation made to the Director's Office is increased on a one-time basis by \$200,000 to support the establishment of a limited-duration position (1.00 FTE) and associated costs for the coordination and administration of Oregon Consensus work with regional water planning and associated convenings. An additional \$450,000 General Fund was approved on a one-time basis and one limited-duration position (1.00 FTE) was authorized to provide facilitation, document development, and staff support for the 2022 update of the Integrated Water Resource Strategy. Finally, \$350,000 General Fund was approved on a one-time basis to allow the agency to contract with a third party for a business case assessment that examines the economic value that the use of water provides in Oregon, the impacts of not investing in Oregon's natural and built water infrastructure, and the associated need for continued infrastructure investments. The intended audience for the report

would include elected officials, local and state government, and the general public. The report should show the impact of investment, or underinvestment, in water and its impact on economies.

The Subcommittee approved \$200,000 General Fund to support current participating entities in the Place-Based Planning program. These include the Harney County Watershed Council in the Malheur Lake Basin, Union County in the Upper Grande Ronde Sub-Basin, Gilliam Soil and Water Conservation District in the Lower John Day Sub-Basin, and the Seal Rock Water District in the Mid-Coast Basin. Place-based planning is voluntary, locally led, and tailored to specific water resource needs and challenges of the location in which planning efforts take place. Participating communities are required to build a collaborative and inclusive process; gather information to understand water resources and identify knowledge gaps; examine current and future water needs for people, place, and nature; identify and prioritize strategic, integrated solutions to address water needs; and develop a place-based integrated water resources plan. Funding is provided for the 2021-2023 biennium only.

Other Funds expenditure limitation is increased by \$500,000 to allow the Department to make expenditures from the Domestic Well Remediation Fund established by HB 3092 (2021). The funding will be used to enter into contracts, intergovernmental agreements, or other arrangements with public or private entities to collaboratively award grants for costs or services related to replacing, repairing, or deepening domestic personal use wells affected by declining ground water levels resulting from overallocation of ground water within the Greater Harney Valley Groundwater Area of Concern.

The Water Resources Department currently has a significant backlog in the processing of contested cases related to water rights decisions. To address this issue, the Subcommittee approved a one-time increase of \$2.2 million General Fund and authorized one limited-duration position (1.00 FTE) to facilitate the referral and completion of administrative hearings or other procedures to alleviate the backlog.

Several activities were approved for funding from American Rescue Plan Act State Fiscal Recovery Fund funds received by the Department of Administrative Services and transferred to WRD. Other Funds expenditure limitation for the department is established or increased for the expenditure of these funds as follows:

- \$6 million for a grant to Umatilla County for the Ordnance Project. The Ordnance Project is the third and final regional Columbia River Project of those initially proposed in 2015. This project provides water supplies to industrial, domestic, and food production uses in the central project region. The other 2 projects (East Project and West Project) were completed in 2020. The Ordnance project includes enough water to restore 20,000 acres of farmland and stabilize and restore the Ordnance Alluvial and Ordnance Basalt Critical Groundwater Area aquifers to ensure drought and climate change resiliency in the mid-Columbia region of Oregon.
- \$1 million to expand support and development of place-based planning efforts of communities for specific water resource needs and challenges of the location in which planning efforts take place to build a collaborative and inclusive process; gather information to

- understand water resources and identify knowledge gaps; examine current and future water needs for people, place, and nature; identify and prioritize strategic, integrated solutions to address water needs; and develop a place-based integrated water resources plan.
- \$2 million for deposit into the newly created Water Well Abandonment, Repair and Replacement Fund established by House Bill 2145 (2021). The fund is used to support a program at the Department to provide financial assistance to permanently abandon, repair, and replace water wells used for household purposes when deficiencies in well construction might result in water waste, cause contamination, or provide a detriment to public health or safety. In conjunction with this, an Other Funds limitation of \$2.1 million is provided to the agency for the expenditure of monies deposited in the fund from the American Rescue Plan Act and other sources.
 - \$500,000 to create a program to work with local governments to find and assist with funding to meet fish passage requirements for dam upgrade projects.
 - \$3 million for the Department to support fee-based programs during the 2021-23 biennium and to provide facilitation for stakeholder engagement as the Department works with stakeholders to develop more sustainable, long-term funding mechanisms to support these programs.
 - \$4 million for the Department to contract for professional engineering services to perform flood methodology and inundation assessments for dams and engineering analyses on dams.
 - \$3 million for the Department to support surface water and ground water data collection field equipment utilized to inform water management and planning that includes, but is not limited to, upgrades to gaging stations, adding observation wells in priority basins and updating aging hydrographic equipment.

To make expenditures from the Domestic Well Remediation Fund established by HB 3092 (2021), \$500,000 Other Funds expenditure limitation was approved. This fund is used to reimburse owners of domestic water wells in the Greater Harney Valley Groundwater Area of Concern for certain costs of replacing, repairing, or deepening domestic water wells affected by declining ground water levels.

PUBLIC SAFETY

Department of Corrections

The Subcommittee approved an increase in Other Funds expenditure limitation of \$1,034,567 for the cost of issuance of \$88,205,000 in Article XI-Q bonds for the Department of Corrections' deferred maintenance program, for the electronic health records system, and for off-net telephone infrastructure. Bonds will be issued in October 2021 and in May 2022. New debt service totaling \$10,386,522 General Fund and \$700,870 Other Funds expenditure limitation was approved for the Department's planned 2021-23 bond issues.

The Subcommittee approved two-year Other Funds expenditure limitation for \$13,400,000 of Article XI-Q bond proceeds to implement an electronic health records system for the Department of Corrections. To support the implementation of a voice over internet protocol (VoIP)

telephone system in ten of the agency's prisons, the Subcommittee approved \$262,227 Other Funds expenditure limitation and one position (1.00 FTE). The Other Funds revenue for this expenditure is from the proceeds of Article XI-Q bonds issued for the project.

The Subcommittee approved the expenditure of \$8,658,704 Other Funds from the American Rescue Plan Act (ARPA) State Fiscal Recovery Funds to implement or complete the following projects in the 2021-23 biennium:

- Modernize and expand the adult in custody (AIC) computing platform, \$1,262,204
- Purchase new vehicles and equipment in Distribution Services, \$1,325,000
- Purchase body scanners for opioid detection, \$1,071,500
- For the non-bondable costs of the electronic health records project, \$5,000,000

A technical adjustment was approved in the Department's Operations and Health Services programs to increase Other Funds expenditure limitation by \$49,173,337 and reduce General Fund in the same amount. This adjustment allows the Department of Corrections to offset COVID-19 pandemic-related expenses incurred during the first six months of the 2021-23 biennium using federal Coronavirus Aid, Relief, and Economic Security (CARES) Act funding received by the Department of Administrative Services and transferred to the Department of Corrections. Quarterly allotment plans may need adjustment during the 2021-23 biennium depending on receipt of federal reimbursement from FEMA. Additionally, a net-zero technical adjustment was approved to correct a reference to ARPA in sections 216-217 of the bill.

The Subcommittee approved a budget-neutral reduction of \$800,000,000 General Fund and an increase in Other Funds expenditure limitation in the same amount in order to use American Rescue Plan Act State Fiscal Recovery Funds received by the Department of Administrative Services and passed through to the Department of Corrections for maintaining public safety services.

To provide funding to county-operated parole and probation programs that will lose fee revenues upon passage of SB 620 (2021), the Subcommittee approved the appropriation of \$10 million General Fund to the Department's Community Corrections program for distribution to counties. This funding will be allocated to counties based on the grant-in-aid formula currently in place for the 2021-23 biennium.

The following budget note providing direction to the Department of Corrections was approved.

BUDGET NOTE

The Department of Corrections is directed to return to the Public Safety Subcommittee of the Joint Committee on Ways and Means during the 2022 legislative session with a written report on the Office of the Inspector General (OIG). This report is to provide a broad overview of the OIG's role and responsibilities within the Department, and detail the missions, activities, and outcomes achieved in each of the OIG's operating programs: the Special Investigations Unit, the Security Threat Management Unit, the Central Intelligence Unit, the Hearings Unit, the Special Programs Unit, and the Research Unit. Additionally, the Department is directed to revise its Key Performance Measures #4 and #7 to include statistics on the number of complaints brought by adults in custody against DOC staff, the outcomes of those complaints, and any disciplinary actions required. The revised Key Performance Measures are to be developed and established for consideration by the Public Safety Subcommittee during the 2023 legislative session.

Criminal Justice Commission

The Subcommittee approved \$650,000 General Fund for the Family Preservation Project operating at the Coffee Creek Correctional Facility. The Criminal Justice Commission will administer payments for this program, which is provided by the YWCA of Greater Portland. The Subcommittee provided the following direction to the Commission.

BUDGET NOTE

The Family Preservation Project strengthens family ties by providing services and supports to incarcerated parents and their minor children. The program operates at the Coffee Creek Correctional Facility in Wilsonville and is provided by the YWCA of Greater Portland. The Criminal Justice Commission (CJC) is directed to work with the Department of Corrections (DOC) and the YWCA of Greater Portland to track the program's outcomes for incarcerated adults and their minor children, its effect on successful parent re-entry into society upon release from prison, its effect on reducing recidivism, and any other pro-social program outcomes as determined by DOC, CJC, and the YWCA of Greater Portland. CJC shall report to the Legislature on Family Preservation Program outcomes at least annually during a legislative session.

SB 973 (2019) created the Improving Peoples' Access to Community-based Treatment, Supports and Services (IMPACTS) Account for making grants to counties and federally-recognized Indian tribes for community supports and services for individuals with mental health or substance abuse disorders leading to their involvement with the criminal justice system. The Subcommittee approved \$10 million General Fund on a one-time basis to recapitalize the account and provided the Criminal Justice Commission with \$10 million of Other Funds expenditure limitation for making grant awards.

To continue the legal services pilot program established by HB 2631 (2019) operating at the Coffee Creek Correctional Facility through its sunset date of December 2021, the Subcommittee approved \$500,000 General Fund on a one-time basis. The Criminal Justice Commission will administer payments for this program, which is operated by the Oregon Justice Resource Center.

The Subcommittee approved \$4 million General Fund on a one time basis, provided an additional \$228,395 General Fund on an ongoing basis, and established one permanent, ongoing position (1.00 FTE) for the Criminal Justice Commission (CJC) to establish a new restorative justice grant program. The goal for this program is to develop new restorative justice services and to strengthen existing non-profit organizations that are leaders in restorative justice practices.

Department of Justice

The Subcommittee approved \$6 million General Fund on a one-time basis for the Crime Victims and Survivor Services Division and for Child Abuse Intervention Centers, which conduct forensic interviews, medical examinations, treatment, mental health treatment, and referral and/or coordination of other related services. The Department of Justice's Advisory Council on Child Abuse Assessment is to review and approve supplemental funding requests by Child Abuse Intervention Centers based upon the specific needs of each individual Center. Additionally, the Subcommittee approved \$5 million General Fund on a one-time basis for the Crime Victims and Survivor Services Division to assist victims of domestic violence and sexual assault with housing needs.

For bias crimes response by the Civil Rights Unit, the Subcommittee approved \$2 million General Fund and authorized six permanent full-time positions (5.25 FTE). The package includes \$995,269 of associated services and supplies.

The Subcommittee approved \$1.7 million General Fund in services and supplies for the Defense of Criminal Convictions for forecasted caseload changes. The Department of Administrative Services is requested to unschedule the entire amount pending the agency providing the Legislative Fiscal Office with a completed methodology for forecasting and budgeting the Defense of Criminal Convictions caseload.

The Subcommittee approved \$1.3 million General Fund on a one-time basis for the Crime Victims and Survivor Services Division to provide supplemental pass-through support to the Oregon Crime Victims Law Center.

To support the Fair Housing Enforcement initiative, the Subcommittee approved \$447,784 Other Funds expenditure limitation and authorized one position (0.88 FTE) in the General Counsel Division. The revenue source is from legal service billings to the Bureau of Labor and Industries.

The Subcommittee approved \$214,439 General Fund for the Criminal Justice Division to backfill the loss of a federal grant from the U.S. Office of Juvenile Justice and Delinquency Prevention for the Internet Crimes Against Children program. The funding will allow for the continued investigation and prosecution of internet crimes against children.

Finally, the Subcommittee approved \$218,003 General Fund and authorized one permanent full-time Program Analyst 2 position (0.88 FTE) for the Crime Victims and Survivor Services Division to establish an Appellate Advocate position. This position will assist victims of crime with the appellate process and, in particular, the *Ramos v. Louisiana* decision on non-unanimous jury trials.

Oregon Military Department

The Subcommittee approved an increase in Other Funds expenditure limitation totaling \$484,160 for the cost of issuance of \$25,475,000 in Article XI-Q bonds for the Oregon Military Department. Bond proceeds in the amount of \$10 million will re-capitalize the State Preparedness and Incident Response Equipment (SPIRE) grant program. Bond proceeds in the amount of \$14,990,840 will fund armory service life extension projects in Ashland and Corvallis, and construction of a new readiness center in Washington County. Bonds will be issued in May 2022 and in March 2023. New debt service totaling \$2,151,329 General Fund was approved for the Department's planned 2021-23 bond issues.

The Subcommittee approved Other Funds expenditure limitation of \$10 million for the State Preparedness and Incident Response Equipment (SPIRE) grant program. The Other Funds revenue for this expenditure is from the proceeds of Article XI-Q bonds issued for re-capitalizing the grant fund.

For deferred maintenance projects at the Military Department's 37 armories, the Subcommittee approved \$6,720,919 General Fund and provided \$6,720,919 Federal Funds expenditure limitation for expenditure of federal matching dollars. Projects include boiler, roof, and HVAC repairs and replacements; fire protection alarm panel, ventilation system, and door control repairs and replacements; and maintenance of parking lots, siding, windows, and sewer systems.

BUDGET NOTE

The Oregon Military Department is directed to report to the Joint Committee on Ways and Means on its ten-year capital construction plan prior to the February 2022 legislative session. The report shall describe the process by which the annual Installation Status Report required by the U.S. Army is prepared, its relationship to the ten-year capital plan, the permissible uses of Federal Military Construction Funds and the process for securing use of those funds, and the factors that inform the prioritization of recommended armory service life extension projects. This report should also include analysis and recommendations for inclusion of labor standards related to work performed by women, minority individuals, and veterans and apprenticeship utilization in construction contracts.

To provide matching funds for the Federal Emergency Management Agency's (FEMA) Hazard Mitigation Program, the Subcommittee approved \$20 million General Fund on a one-time basis for the Office of Emergency Management.

Oregon State Police

The Subcommittee approved Other Funds expenditure limitation of \$1,429,311 for the cost of issuance of \$111,635,000 in Article XI-Q bonds for three major Oregon State Police constructions projects: expansion of the Central Point Office, construction of a new forensic laboratory and

medical examiner's office, and a Patrol area command office in Springfield. Bonds will be issued in October 2021, May 2022, and March 2023. New debt service totaling \$2,674,818 General Fund was approved for the Department's planned 2021-23 bond issues.

The Subcommittee approved the expenditure of \$2,739,772 Other Funds from the American Rescue Plan Act (ARPA) to implement or complete the following Oregon State Police projects in the 2021-23 biennium:

- For the non-bondable costs of the Central Point Office expansion, the Springfield Forensic Lab and Medical Examiner office construction project, and the Springfield Patrol Area Command construction project, \$1,051,296
- For capital renewal and deferred maintenance at the Ontario and Albany Patrol Offices, \$580,476
- For safety improvements at various Patrol offices statewide, \$1,108,000.

A net-zero technical adjustment was approved to correct a reference to ARPA in sections 218-223 of the bill.

To complete the Law Enforcement Data System modernization project (LEDS 20/20), the Subcommittee approved \$2,789,991 General Fund to add the agency's Sex Offender Registry database to the LEDS system.

To enable the Drakes Crossing Rural Fire Protection District (RFPD) to draw down federal funding from FEMA, the Subcommittee provided \$5,000 General Fund to the Office of the State Fire Marshal on a one-time basis. This funding will be passed through to the Drakes Crossing RFPD for its FEMA matching payment.

Department of Public Safety Standards and Training

The Subcommittee approved the expenditure of \$1,201,239 Other Funds from the American Rescue Plan Act (ARPA) for deferred maintenance projects at the Department of Public Safety Standards and Training's Public Safety Campus.

Oregon Youth Authority

The Subcommittee approved an increase in Other Funds expenditure limitation of \$1,271,961 for the cost of issuance of \$68,725,000 in Article XI-Q bonds for the Oregon Youth Authority. Bond proceeds will support continued renovation of living spaces and other facilities at the MacLaren, Rogue Valley, Tillamook, and Oak Creek youth correctional facilities, and will fund the Juvenile Justice Information System modernization project. Bonds will be issued in October 2021, May 2022, and March of 2023. New debt service totaling \$4,482,262 General Fund was approved for the Department's planned 2021-23 bond issues.

To support the Juvenile Justice Information System (JJIS) modernization project, the Subcommittee approved \$7,756,531 Other Funds expenditure limitation. The Other Funds revenue for this expenditure is from the proceeds of Article XI-Q bonds issued for the project.

The Subcommittee approved the expenditure of \$5,448,068 Other Funds from the American Rescue Plan Act (ARPA) to implement or complete the following Oregon Youth Authority projects in the 2021-23 biennium:

- For the non-bondable costs of the Juvenile Justice Information System modernization project, \$1,600,000.
- For replacement of the emergency generator at the MacLaren youth correctional facility, \$1,750,000.
- For removal and replacement of the parole and probation office building on the campus of the Oak Creek youth correctional facility, \$1,609,780.
- For the non-bondable costs of capital improvement projects at various OYA facilities statewide, \$488,288.

The Subcommittee approved \$574,510 General Fund on a one-time basis for the Oregon Youth Authority to supplement the payments to behavior rehabilitation service providers that provide sex offense treatment using Sex Offense Treatment Board (SOTB) certified providers. This funding is a stop-gap measure and will only be available during the 2021-23 biennium until Medicaid coverage for this service is established.

To reimburse counties for the cost of performing expunctions of juvenile records as required by SB 575 (2021), the Subcommittee approved \$1,841,868 General Fund. This amount is an estimate based on a statewide average cost of \$208.95 per expunction for an estimated 8,815 expunctions to be performed in the 2021-23 biennium. The ongoing costs related to expunction of juvenile records should be re-evaluated during current service level budget development for the 2023-25 biennium as data on the performance of this new requirement is made available.

The Subcommittee approved \$801,378 General Fund for the Oregon Youth Authority to pay the cost of care for youth that was formerly paid for with juvenile justice system fees.

The Subcommittee approved a reduction of \$100 million General fund and an increase in Other Funds expenditure limitation in the same amount in order to use American Rescue Plan Act State Fiscal Recovery Funds received by the Department of Administrative Services and passed through to the Oregon Youth Authority for maintaining public safety services.

TRANSPORTATION

Department of Aviation

House Bill 2434 increases the aircraft fuel tax (AvGas tax) from 9 cents to 11 cents a gallon and increases the aircraft fuel tax for aircraft operated by turbine engines (jet fuel tax) from 1 cent to 3 cents per gallon. The increases fund the Department of Aviation's Aviation System Action Fund which funds two aviation infrastructure investment programs. The Critical Oregon Airport Relief (COAR) program receives 75% of these funds and the State-Owned Airport Reserve (SOAR) program receives 25%. The Subcommittee approved an increase in Other Funds expenditure limitation of \$4,603,625 for the Department to spend the increased revenue.

Department of Transportation

The Oregon Department of Transportation (ODOT) administers grants on behalf of the Oregon Department of Veterans' Affairs (ODVA) related to transportation services for veterans, primarily related to their health care appointments. The amount approved in ODVA's 2021-23 budget for this purpose and transferred to ODOT is \$650,000 Lottery Funds. This is in addition to \$300,000 in funding that was carried forward from authorized amounts for the 2019-21 biennium.

General Fund of \$2 million is appropriated to ODOT on a one-time basis for graffiti and litter removal along state highways and interstates. The funding will be used in Region 1 (the Portland metro area), allowing ODOT to expand an existing contract and solicit additional service providers to remove graffiti on sound walls and traffic signs, as well as remove accumulated roadside litter and trash.

Additionally, \$1.25 million General Fund was approved on a one-time basis for ODOT to support cultural resource assessments in areas where the agency is conducting wildfire-related tree and debris removal. The funding enables ODOT to coordinate with tribes, the State Historic Preservation Office, and others on surveys and assessments of cultural resources in the fire damaged areas.

Other Funds expenditure limitation is increased by \$4,057,570 million to spend \$4 million of Lottery bond proceeds on construction of a pedestrian bridge in the City of Sherwood, and \$57,570 on the cost of bond issuance. Lottery Funds expenditure limitation was increased by \$328,752 for debt service.

Improvements to the Fanno Creek Trail by Tualatin Hills Park and Recreation District will be supported by Lottery bond proceeds totaling \$2 million Other Funds; cost of issuance related to the project is \$145,358 Other Funds. These bonds will not be issued until the spring of 2023, so no debt service is associated with the project in this biennium.

The Subcommittee approved \$298,451 Other Funds expenditure limitation for operational expenses of the State Towing Board established by SB 300 (2021). Two permanent positions are approved for this purpose, including an Operations and Policy Analyst 2 (0.50 FTE) and a Compliance Specialist 2 (0.50 FTE); both of these positions will be budgeted for a full 24 months in the 2023-25 biennium. The Towing Board will be

supported by fee revenue, and the Department may need to return to the Joint Committee on Ways and Means or the Emergency Board for additional expenditure limitation related to implementation of SB 300.

The Department of Administrative Services will transfer \$124,349,960 of federal American Rescue Plan Act funds to ODOT to augment highway fund revenues negatively impacted by the COVID-19 pandemic. The funds are designated for the following projects:

- \$80 million for safety improvements to Oregon 213/82nd Avenue
- \$32 million for Phase II costs related to the Newberg Dundee Bypass (OR-219 section)
- \$5 million for the Hood River-White Salmon Interstate Bridge
- \$3,349,960 for rehabilitation of the Lake County Railroad
- \$4 million for the Clackamas County Sunrise Gateway Corridor Community Visioning Concept

Adjustments to 2019-21 Budgets

Public Defense Services Commission

For the 2019-21 biennium, the Subcommittee approved \$92,721 Other Funds expenditure limitation for services and supplies for public defense costs due to the impact of the COVID-19 pandemic. The revenue source is from the Coronavirus Relief Fund received by the Oregon Department of Administrative Services and transferred to the Public Defense Service Commission.

SB 5533 A BUDGET REPORT and MEASURE SUMMARY

Carrier: Sen. Frederick

Joint Committee On Ways and Means

Action Date: 06/24/21

Action: Do pass with amendments. (Printed A-Eng.)

Senate Vote

Yeas: 12 - Anderson, Frederick, Girod, Golden, Gorsek, Hansell, Johnson, Knopp, Lieber, Steiner Hayward, Taylor, Thomsen

House Vote

Yeas: 10 - Bynum, Drazan, Gomberg, Leif, McLain, Nosse, Rayfield, Sanchez, Sollman, Stark

Exc: 1 - Smith G

Prepared By: Amanda Beitel and Julie Neburka, Legislative Fiscal Office

Reviewed By: Laurie Byerly, Legislative Fiscal Office

Various Agencies - Lottery Allocations

2021-23

Various Agencies - Criminal Fine Account Allocations

2021-23

Various Agencies - Oregon Marijuana Account Allocations

2021-23

Summary of Revenue Changes

The Oregon State Lottery collects revenues from traditional, sports betting, and video lottery gaming. It pays player prizes and its operating expenses out of these revenues and then transfers the balance (net revenues or proceeds) to the Administrative Services Economic Development Fund (EDF). The Department of Administrative Services (DAS) distributes funds from the EDF in adherence with constitutional and statutory funding priorities, including specific legislative allocations. Lottery revenues are projected to be \$1,651.5 million for the 2021-23 biennium, based on the DAS Office of Economic Analysis May 2021 forecast. Legislatively approved budget allocations, plus the allocations specified in the Oregon Constitution, total \$1,695.8 million and result in projected EDF ending balance of \$30 million.

The Oregon Lottery transfers net lottery revenues to the Administrative Services EDF on a quarterly basis. From each quarterly transfer, a number of dedicated distributions are required by the Oregon Constitution or are provided for in Oregon Revised Statutes (ORS), including:

- The Oregon Constitution requires that 18% of net proceeds be distributed to the Education Stability Fund.
- The Oregon Constitution requires that 15% of net proceeds be distributed to the Parks and Natural Resources Fund.
- The Oregon Constitution requires that 1.5% of net proceeds be distributed to the Veterans' Services Fund.
- Oregon statute requires that 4% of net proceeds, up to a maximum of \$5.5 million per quarter adjusted for inflation, be distributed to the Outdoor School Education Fund.
- Oregon statute requires that 2.5% of net proceeds of video lottery gaming be distributed to the counties for economic development activities. Beginning with the 2005-07 biennium, 50% of the operating costs for the Economic Revitalization Team (ERT) established by ORS 284.555 are also funded from this source. Beginning with the 2013-15 biennium, 50% of the funding for the Governor's Office Regional Solutions Program positions are also funded from this source.
- Oregon statute requires that 1% of net proceeds be distributed to the Sports Lottery Account for sports programs at the seven public universities and for scholarships.
- Oregon statute requires that 1% of net proceeds be transferred to the Oregon Health Authority for gambling addiction prevention and treatment programs.
- Oregon statute requires that 1% of the net proceeds, not to exceed \$1.53 million annually, be transferred to the County Fair account. The maximum amount is adjusted each biennium pursuant to certain changes in the Consumer Price Index.

- Oregon statute requires that net proceeds of sports betting games, after deduction for the constitutional dedications, be transferred to the Public Employees Retirement System Employer Incentive Fund.
- Oregon statute requires that annual debt service payments for outstanding lottery revenue bonds be satisfied before allocating amounts for other purposes. During the 2021-23 biennium, debt service requirements will comprise approximately 16.4% of the total distributions from the EDF.

Finally, the Legislature makes other allocations from the EDF within authorized public purposes. These purposes include job creation, economic development, and public education. Currently, the bulk of allocations are made to the Department of Education for the State School Fund and to the Oregon Business Development Department for various economic and community development program expenditures.

Debt service allocations are paid annually. Interest earned on the EDF is retained within the fund. If any funds remain undistributed at the end of any quarter, they will remain in the EDF for allocation in future quarters. If quarterly revenue in the EDF is insufficient to pay for quarterly distribution of allocations, DAS will first fund debt service obligations. Remaining revenues will be distributed in a prorated manner.

Summary of Capital Construction Subcommittee Action

Lottery Revenue Allocation

SB 5533 allocates net lottery revenue from the EDF and the Veterans' Services Fund. The amounts outlined in this bill are based on the May 2021 Lottery revenue forecast from the DAS Office of Economic Analysis. The attached tables display the Lottery Funds allocated by the Subcommittee from the EDF and Veterans' Services Fund. All lottery allocations approved from these funds for the 2021-23 biennium are included in SB 5533. The 2021-23 allocations are summarized below.

- A total of \$278.5 million Lottery Funds is allocated for debt service on outstanding lottery revenue bonds. The allocation also includes estimated debt service payments on lottery bonds authorized to be issued during the 2021-23 biennium. These funds are allocated to the DAS, since the DAS Capital Finance and Planning Division administers the lottery bond program and associated debt service for the state. DAS will transfer the necessary funding to the Higher Education Coordinating Commission, Oregon Business Development Department, Housing and Community Services Department, Department of Transportation, Department of Forestry, Department of Energy, State Parks and Recreation Department, Water Resources Department, and Department of Veterans' Affairs for the payment of debt service on outstanding lottery bonds.
- The State School Fund is allocated \$589.5 million Lottery Funds.

- A total of \$100.3 million Lottery Funds is allocated for the programs of the Oregon Business Development Department. This total excludes amounts allocated for debt service payments on lottery revenue bonds, but includes \$10.9 million for Operations; \$83.6 million for Business, Innovation and Trade; \$4.4 million for Infrastructure, and \$1.4 million for the Film and Video Office.
- The Office of the Governor is allocated \$4.6 million Lottery Funds for the Regional Solutions Program. Half of this funding will come from a reduction in the net video lottery proceeds that are distributed to counties for economic development.
- The Department of Veterans' Affairs is allocated \$20.6 million Lottery Funds from the Veterans' Services Fund. This total includes \$12.6 million for veterans' services provided by the Department, \$7.5 million for county veteran service officers, and \$497,880 for National Service Organizations.
- The Bureau of Labor and Industries is allocated \$261,416 from the Veterans' Services Fund to administer an outreach program to inform National Guard and reserve members and veterans about trade careers and apprenticeship opportunities.
- The Criminal Justice Commission is allocated \$578,865 from the Veterans' Services Fund for veterans' specialty courts.
- The Oregon Health Authority is allocation \$2.1 million from the Veterans' Services Fund for veterans' behavioral health services.

Education Stability Fund

A constitutional amendment approved by Oregon voters in 1997, and amended in 2002, requires that 18% of net lottery proceeds be transferred to the Education Stability Fund (ESF). Interest earnings on the ESF are continuously appropriated for the benefit of education programs. These earnings are split 75% to the Oregon Education Fund, for debt service on lottery bonds issued for the Department of Education, and 25% to the Higher Education Coordinating Commission for Oregon Opportunity Grants. ESF interest earnings are projected to be \$5.6 million during the 2021-23 biennium and are utilized to support the Oregon Opportunity Grant Program. No lottery bond debt service is outstanding on bonds previously issued for the Department of Education.

Ten percent of the amount transferred to the ESF is deposited into the Oregon Growth Account within the ESF. All declared earnings from this account are continuously appropriated to the Oregon Education Fund and the Higher Education Coordinating Commission. The transfers and distributions relating to the ESF as described here are established by the Oregon Constitution and by other statutes; therefore, SB 5533 does not include provisions relating to them.

Parks and Natural Resources Fund

Ballot Measure 76, approved by Oregon voters in 2010, requires 15% of net lottery proceeds to be transferred to the Parks and Natural Resources Fund. This fund is continuously appropriated for the benefit of parks and recreation and for native species protection and

restoration. This transfer is established by the Oregon Constitution. Therefore, SB 5533 does not include provisions relating to Parks and Natural Resources Fund transfers.

Veterans' Services Fund

Ballot Measure 96, approved by Oregon voters in 2016, requires 1.5% of net lottery proceeds to be transferred to the Veterans' Services Fund. This fund is continuously appropriated for the benefit of veterans. This transfer is established by the Oregon Constitution. SB 5533, therefore, does not include a provision to transfer lottery proceeds into the Veterans' Services Fund. The bill does, however, include allocations from the Veterans' Services Fund to support programs benefitting veterans at the Department of Veterans' Affairs, Bureau of Labor and Industries, Criminal Justice Commission, and Oregon Health Authority.

Outdoor School Education Fund

Ballot Measure 99, approved by Oregon voters in 2016, requires 4% of net proceeds, but no more than \$5.5 million per quarter adjusted for inflation, be distributed to the Outdoor School Education Fund. The Fund supports the Outdoor School program and is managed by the Oregon State University Extension Service. The Subcommittee approved a fixed allocation of \$49.4 million for the 2021-23 biennium, rather than the percentage allocation described in statute.

County Economic Development

ORS 461.547 requires that 2.5% of net proceeds of video lottery gaming be distributed to the counties for economic development activities. Beginning with the 2005-07 biennium, 50% of the operating costs for the Economic Revitalization Team (ERT) established by ORS 284.555 were funded from this source. Beginning with the 2013-15 biennium, 50% of the funding for the Governor's Office Regional Solutions Program positions are also funded from this source.

The Subcommittee approved allocating a fixed dollar amount for county economic development during the 2021-23 biennium, rather than the percentage allocation described in statute. The fixed dollar amount is \$54.2 million, which is equal to 2.5% of the amount of net video lottery proceeds projected in the May 2021 revenue forecast, minus one-half of the allocation to the Office of the Governor for the Regional Solutions Program.

Gambling Addiction Prevention and Treatment

The 1999 Legislature statutorily dedicated 1% of net lottery proceeds to be transferred to the Oregon Health Authority to fund gambling addiction programs in the state. The Subcommittee approved a fixed allocation of \$16.5 million for the 2021-23 biennium, rather than the percentage allocation described in statute.

Sports Lottery Account

Beginning in 2007, 1% of net lottery proceeds are dedicated for distribution to public universities to offset the costs of intercollegiate athletic programs and for academic scholarships. The Subcommittee approved a fixed allocation of \$16.5 million for the 2021-23 biennium, rather than the percentage allocation described in statute.

County Fairs

The 2001 Legislature statutorily dedicated 1% of net lottery proceeds, with certain limitations, for distribution to county fair programs throughout the state. This amount is adjusted by inflation each biennium. The Subcommittee approved a fixed allocation of \$3.8 million for the 2021-23 biennium, rather than the percentage allocation described in statute.

Employer Incentive Fund

In 2019, the Legislature dedicated the net proceeds of sports betting games to the Public Employees Retirement System Employer Incentive Fund (EIF) to provide a 25% match on qualifying employer lump-sum payments to the EIF. The Subcommittee approved a fixed allocation of \$12.7 million for the 2021-23 biennium, which is equal to sports betting proceeds projected in the May 2021 forecast, net of the constitutional dedications.

Lottery Funds Expenditure Limitation

Lottery Funds expenditure limitation related to these allocations is established within the respective agency budget bills and in the budget reconciliation bill (HB 5006).

Criminal Fine Account Allocation

ORS 137.300 establishes the Criminal Fine Account (CFA), and identifies program priorities for account moneys, but does not specify a funding level for the programs. A portion of the crime and violation fine payments collected by state and local courts are transferred into the account. The expenditure limitations for programs receiving CFA allocations are established in the separate agency appropriation bills or the budget reconciliation bill (HB 5006). Any CFA revenues remaining after the specific program allocations are deposited into the General Fund.

The forecast of CFA revenues for the 2021-23 biennium totals \$122.1 million. This amount is equal to the amount in the revenue forecast from the DAS Office of Economic Analysis as of May 2021.

The Subcommittee approved allocations to agencies totaling \$92 million, leaving \$30.2 million to be deposited into General Fund. Those revenues are used to supported General Fund expenditures authorized in the 2021-23 legislatively adopted budget. The specific allocation amounts authorized in this bill are listed in the table of this budget report.

The allocation to the Department of Public Safety Standards and Training (DPSST) for operations is increased by \$1.5 million above the current service level amount for the following:

- \$467,878 for investments approved in the agency’s budget, including the Statistical Transparency of Policing (STOP) program, instructor development, and facilities maintenance.
- \$409,468 to implement the provisions of HB 2162, which requires DPSST to designate an accrediting body for law enforcement agencies and to establish a statewide equity training program for law enforcement officers.
- \$665,972 on a one-time basis to implement the provisions of HB 2527, which requires DPSST to license private security entities. This measure requires DPSST to establish fees for issuing licenses to private security entities. It is anticipated that fee revenues will support the cost of the program after, but not during, the 2021-23 biennium.

Oregon Marijuana Account Allocation

Net revenues from state Marijuana taxes, after payment of administrative and enforcement expenses, are deposited into the Oregon Marijuana Account (OMA). The passage of Ballot Measure 110 in November 2020 changed the statutory distribution of moneys in OMA. Previously, 20% of revenues transferred to the OMA were distributed to cities and counties, with the remaining 80% of moneys in the OMA distributed to the State School Fund (40%), the Mental Health Alcoholism and Drug Services Account (20%), the State Police Account (15%), and alcohol and drug abuse prevention, early intervention and treatment services (5%). Under the measure, the first \$11.25 million of quarterly OMA revenues are distributed according to the current statutory formula, with OMA revenues in excess of \$11.25 million per quarter transferred to the newly established Drug Treatment and Recovery Services Fund.

The 2021-23 revenue forecast for the Oregon Marijuana Account totals \$339.4 million. This amount is equal to the amount in the May 2021 revenue forecast from the DAS Office of Economic Analysis. Based on this forecast, the Department of Revenue will distribute \$18 million to cities and counties. The remaining \$321.4 million is allocated as directed under statute:

- \$249.4 million to the Drug Treatment and Recovery Services Fund
- \$36 million to the State School Fund
- \$18 million to the Mental Health Alcoholism and Drug Services Account
- \$13.5 million to the State Police Account
- \$4.5 million to alcohol and drug abuse prevention, early intervention and treatment services

However, as actual revenues may vary, the associated distributions may also vary – in some cases requiring related expenditure limitation and allocation adjustments.

LOTTERY FUNDS CASH FLOW SUMMARY		
	2019-21 Legislatively Approved Budget ¹	2021-23 Legislatively Adopted Budget ²
ECONOMIC DEVELOPMENT FUND		
RESOURCES		
Beginning Balance	\$ 70,924,069	\$ 72,369,513
Lottery Funds Reversions under ORS 461.559	5,470,688	-
REVENUES		
Transfers from Lottery	-	-
Net Proceeds	1,201,719,818	1,651,460,725
Administrative Actions	-	-
Other Revenues	-	-
Interest Earnings	2,000,000	2,000,000
Other	-	-
Total Revenue	1,203,719,818	1,653,460,725
TOTAL RESOURCES	\$ 1,280,114,575	\$ 1,725,830,238
DISTRIBUTIONS / ALLOCATIONS		
Distribution to Education Stability Fund	(216,315,255)	(297,262,930)
Distribution to Parks and Natural Resources Fund	(180,257,973)	(247,719,109)
Distribution for Veterans' Services Fund	(18,025,797)	(24,771,911)
Distribution for Outdoor School Fund	(43,040,555)	(49,418,728)
Distribution of Video Revenues to Counties	(50,231,366)	(54,209,527)
Distribution for Sports Programs	(14,099,809)	(16,514,607)
Distribution for Gambling Addiction	(14,673,344)	(16,514,510)
Distribution for County Fairs	(3,828,000)	(3,828,000)
Distribution to PERS Employer Incentive Fund	(4,126,470)	(12,665,769)
Allocation to State School Fund	(330,467,530)	(589,526,746)
Debt Service Allocations	(259,868,206)	(278,511,961)
Other Agency Allocations	(72,810,757)	(104,886,440)
TOTAL DISTRIBUTIONS / ALLOCATIONS	\$ (1,207,745,062)	\$ (1,695,830,238)
ENDING BALANCE	\$ 72,369,513	\$ 30,000,000
EDUCATION STABILITY FUND (not including the Oregon Growth Account balances)		
RESOURCES		
Beginning Balance	\$ 619,668,197	\$ 414,351,706
Revenues	-	-
Transfer from the Economic Development Fund	194,683,729	267,536,637
Interest Earnings	20,012,469	5,606,574
Oregon Growth Account Earnings Distributions	22,820,336	-
Total Revenue	\$ 237,516,534	\$ 273,143,211
TOTAL RESOURCES	\$ 857,184,731	\$ 687,494,917
DISTRIBUTIONS		
Oregon Opportunity Grant Program	(42,161,510)	(5,606,574)
Debt Service Allocations to Department of Education	(671,295)	-
Education Stability Fund Withdrawal	(400,000,000)	-
Treasury Account Fees	(220)	-
TOTAL DISTRIBUTIONS	\$ (442,833,025)	\$ (5,606,574)
ENDING BALANCE	\$ 414,351,706	\$ 681,888,343
<small>1. The 2019-21 Legislatively Approved Budget is based on the May 2021 forecast of 2019-21 resources. 2. The 2021-23 Legislatively Adopted Budget is based on the May 2021 forecast of 2021-23 resources. 3. 2021-23 beginning balance is equal to 2019-21 ending balance. 4. Oregon Growth Account distributions and transfers to the Oregon Education Fund and Oregon Opportunity Grant Program are included. 5. Only includes transfers to the main Education Stability Fund account, and not the 10% transferred to the Oregon Growth Account.</small>		

2021-23 LOTTERY FUNDS ALLOCATIONS AND EXPENDITURES

	New Lottery Funds Allocation	Beginning Lottery Balance	Interest and Other Earnings	2021-23 LAB Expenditure Limitation	Ending Lottery Balance
ECONOMIC DEVELOPMENT FUND					
DEBT SERVICE COMMITMENTS					
Higher Education Coordinating Commission Outstanding bonds	44,051,736	67,453	-	44,119,189	-
Business Development Department Outstanding and Proposed bonds	46,302,709	87,032	-	46,389,741	-
Housing and Community Services Department Outstanding and Proposed bonds	25,180,556	44,174	-	25,224,730	-
Department of Transportation Outstanding and Proposed bonds	121,787,391	156,837	-	121,944,228	-
Department of Administrative Services Outstanding and Proposed bonds	23,372,680	25,828	-	23,398,508	-
State Forestry Department Outstanding Bonds	2,560,320	3,890	-	2,564,210	-
Department of Energy Outstanding Bonds	3,017,225	5,345	-	3,022,570	-
State Parks and Recreation Department Outstanding and Proposed bonds	3,325,195	1,657	-	3,326,852	-
Water Resources Department Outstanding and Proposed bonds	8,414,965	1,084,545	-	9,499,510	-
Department of Veterans' Affairs Proposed bonds	499,184	-	-	499,184	-
OTHER ALLOCATIONS					
Higher Education Coordinating Commission Collegiate Athletics	16,514,607	-	-	16,514,607	-
Outdoor Schools	49,418,728	-	-	49,418,728	-
Oregon Health Authority Gambling Addiction Treatment	16,514,510	-	-	16,514,510	-
Department of Administrative Services Distribution to County Fairs	3,828,000	-	-	3,828,000	-
Public Employees Retirement System Employer Incentive Fund	12,665,769	4,126,470	-	16,792,239	-
Department of Education State School Fund	589,526,746	-	-	589,526,746	-
Office of the Governor Regional Solutions	4,552,709	-	-	4,552,709	-
Business Development Department Operations	10,938,127	-	-	10,938,127	-
Business, Innovation, and Trade Infrastructure	83,591,268	3,988,000	-	87,579,268	-
Film and Video	4,384,506	-	-	4,384,506	-
	1,419,830	-	-	1,419,830	-
TOTAL ECONOMIC DEVELOPMENT FUND	1,071,866,761	9,591,231	-	1,081,457,992	-
EDUCATION STABILITY FUND / OREGON EDUCATION FUND					
Higher Education Coordinating Commission Opportunity Grants	5,606,574	13,674,716	-	12,274,716	7,006,574
TOTAL EDUCATION STABILITY/OREGON EDUCATION FUND	5,606,574	13,674,716	-	12,274,716	7,006,574

VETERANS' SERVICES FUND

	2019-21 Legislatively Approved	2021-23 Legislatively Adopted
RESOURCES / REVENUES		
VSF Beginning Balance	\$ 5,040,932	\$ 1,982,016
Lottery Funds Reversions under ORS 406.141	1,189,487	-
Lottery Revenue	18,025,797	24,771,911
Interest Earnings	100,000	
TOTAL RESOURCES	\$ 24,356,216	\$ 26,753,927
ALLOCATIONS		
Department of Veterans' Affairs		
Veterans' Services Program	\$ (10,797,300)	\$ (12,628,046)
County Veteran Service Officers	(6,808,184)	(7,474,669)
National Service Organizations	(453,486)	(497,880)
Veterans' Affordable Housing	(1,000,000)	-
Total ODVA Allocations	\$ (19,058,970)	\$ (20,600,595)
Bureau of Labor and Industries		
Veterans' Outreach	(260,230)	(261,416)
Criminal Justice Commission		
Veterans' Specialty Courts	(555,000)	(578,865)
Oregon Health Authority		
Veterans' Behavioral Health	(2,500,000)	(2,127,476)
TOTAL ALLOCATIONS	\$ (22,374,200)	\$ (23,568,352)
VSF ENDING BALANCE	\$ 1,982,016	\$ 3,185,575

1. The 2019-21 Legislatively Approved Budget is based on the May 2021 forecast of 2019-21 lottery resources.
2. The 2021-23 Legislatively Adopted Budget is based on the May 2021 forecast of 2021-23 lottery resources.

CRIMINAL FINE ACCOUNT ALLOCATIONS

	2019-21 Legislatively Approved Budget	2021-23 Current Service Level	Percent Change from 2019-21 LAB	2021-23 Legislatively Adopted Budget	Percent Change from 2021-23 CSL
Criminal Fine Account Revenues	\$ 100,288,233	\$ 122,136,979	21.8%	\$ 122,136,979	0.0%
Criminal Fine Account Allocations:					
<i>Department of Public Safety Standards and Training</i>					
Operations	\$ 32,985,769	\$ 41,714,109	26.5%	\$ 43,257,427	3.7%
Public Safety Memorial Fund	279,495	279,677	0.1%	279,677	0.0%
Subtotal:	\$ 33,265,264	\$ 41,993,786	26.2%	\$ 43,537,104	3.7%
<i>Department of Justice</i>					
Child Abuse Multidisciplinary Intervention (CAMI)	\$ 9,824,565	\$ 11,694,249	19.0%	\$ 11,694,249	0.0%
Regional Assessment Centers	846,968	883,388	4.3%	883,388	0.0%
Criminal Injuries Compensation Account (CICA)	8,755,862	9,846,982	12.5%	9,846,982	0.0%
Child Abuse Medical Assessments	716,912	747,739	4.3%	747,739	0.0%
Subtotal:	\$ 20,144,307	\$ 23,172,358	15.0%	\$ 23,172,358	0.0%
<i>Department of Human Services</i>					
Domestic Violence Fund	\$ 2,224,675	\$ 2,320,336	4.3%	\$ 2,320,336	0.0%
Sexual Assault Victims Fund	533,332	556,265	4.3%	556,265	0.0%
Subtotal:	\$ 2,758,007	\$ 2,876,601	4.3%	\$ 2,876,601	0.0%
<i>Oregon Health Authority</i>					
Emergency Medical Services & Trauma Services	\$ 331,824	\$ 331,824	0.0%	\$ 331,824	0.0%
Alcohol & Drug Abuse Prevention	42,884	42,884	0.0%	42,884	0.0%
Law Enforcement Medical Liability Account (LEMLA)	1,300,000	1,300,000	0.0%	1,300,000	0.0%
Intoxicated Driver Program	4,323,000	4,323,000	0.0%	4,323,000	0.0%
Subtotal:	\$ 5,997,708	\$ 5,997,708	0.0%	\$ 5,997,708	0.0%
<i>Oregon Judicial Department</i>					
State court security and emergency preparedness	\$ 3,784,490	\$ 4,147,778	9.6%	\$ 4,147,778	0.0%
County court facilities security	2,931,528	3,057,584	4.3%	3,057,584	0.0%
State Court Technology Fund	3,887,500	3,887,500	0.0%	3,887,500	0.0%
Subtotal:	\$ 10,603,518	\$ 11,092,862	4.6%	\$ 11,092,862	0.0%
<i>Oregon State Police</i>					
Driving Under the Influence Enforcement	\$ 351,572	\$ 351,572	0.0%	\$ 351,572	0.0%
<i>Department of Corrections</i>					
County correction programs and facilities, and alcohol and drug programs	\$ 4,585,442	\$ 4,846,812	5.7%	\$ 4,846,812	0.0%
<i>Department of Revenue</i>					
Administrative Expenses	\$ 100,000	\$ 100,000	0.0%	\$ 100,000	0.0%
Total Allocations:	\$ 77,805,818	\$ 90,431,699	16.2%	\$ 91,975,017	1.7%
Transfer to the General Fund:	\$ 22,482,415	\$ 31,705,280	41.0%	\$ 30,161,962	-4.9%

2021-23 Oregon Marijuana Account

	2019-21 Legislatively Approved Budget	2021-23 Legislatively Adopted Budget
Cities	22,651,200	9,000,000
Counties	22,651,200	9,000,000
Subtotal Local	45,302,400	18,000,000
Drug Treatment and Recovery Services Fund	65,219,800	249,360,000
State School Fund	103,764,900	36,000,000
Mental Health Alcoholism & Drug Services Account	51,882,500	18,000,000
State Police Account	38,911,800	13,500,000
Drug and alcohol abuse prevention and treatment	12,970,600	4,500,000
Subtotal State	272,749,600	321,360,000
 Total	318,052,000	339,360,000

Legislative Fiscal Office

900 Court St. NE, H-178
Salem OR 97301
503-986-1828



Oregon Legislative Emergency Board

Sen. Peter Courtney, Senate Co-Chair
Rep. Dan Rayfield, House Co-Chair

Certificate

June 3, 2022

Pursuant to the provisions of ORS 291.328, and acting under the authority of ORS 291.326(1)(a), (b), (c), (d); ORS 291.371; and ORS 291.375; this hereby certifies that the Emergency Board, meeting via remote interface on June 3, 2022, took the following actions:

- 1. Commission on Judicial Fitness and Disability**
Acknowledged receipt of a report on compensation plan changes.
- 2. Oregon Judicial Department**
Approved, retroactively, the submission of a federal grant application to the U.S. Department of Justice, Bureau of Justice Assistance, in the amount of \$2,000,000 over a period of four federal fiscal years, to improve, expand, and enhance adult drug courts.
- 3. Public Defense Services Commission**
Acknowledged receipt of a report on compensation plan changes.
- 4. Public Defense Services Commission**
Acknowledged receipt of a report on the agency's reorganization.
- 5. Public Defense Services Commission**
Acknowledged receipt of a report on a financial update; and authorized the transfer of \$1,250,000 from the General Fund appropriation established for the Public Defense Services Commission by section 1(3), chapter 444, Oregon Laws 2021, Appellate Division, to the General Fund appropriation established for the Public Defense Services Commission by section 1(6), chapter 444, Oregon Laws 2021, Court Mandated Expenses; authorized the transfer of \$10,602,500 from the General Fund appropriation established for the Public Defense Services Commission by section 1(4), chapter 444, Oregon Laws 2021, Trial Criminal Division, to the General Fund appropriation established for the Public Defense Services Commission by section 1(6), chapter 444, Oregon Laws 2021, Court Mandated Expenses; and authorized the transfer of \$7,706,454 from the General Fund appropriation established for the Public Defense Services Commission by section 1(5), chapter 444, Oregon Laws 2021, Nonroutine Expenses, to the General Fund appropriation established for the Public Defense Services Commission by section 1(6), chapter 444, Oregon Laws 2021, Court Mandated Expenses; to align General Fund appropriations with expenditures in support of the agency's legislative approved programs.

6. Public Defense Services Commission

Allocated \$413,011 from the Emergency Fund established by section 1, chapter 669, Oregon Laws 2021, to supplement the appropriation made to the Public Defense Services Commission by section 1(8), chapter 444, Oregon Laws 2021, Administrative Services Division, for a one fiscal year contract extension with the Oregon Judicial Department for information technology support.

7. Public Defense Services Commission

Allocated \$70,250,989 from the special purpose appropriation made to the Emergency Board by section 3(1)(a), chapter 444, Oregon Laws 2021, to supplement the appropriation made to the Public Defense Services Commission by section 1(4), chapter 444, Oregon Laws 2021, Trial Criminal Division; allocated \$14,554,511 from the special purpose appropriation made to the Emergency Board by section 3(1)(b), chapter 444, Oregon Laws 2021, to supplement the appropriation made to the Public Defense Services Commission by section 1(5), chapter 444, Oregon Laws 2021, Nonroutine Expenses; allocated \$5,002,135 from the special purpose appropriation made to the Emergency Board by section 3(1)(c), chapter 444, Oregon Laws 2021, to supplement the appropriation made to the Public Defense Services Commission by section 1(6), chapter 444, Oregon Laws 2021, Court Mandated Expenses; and allocated \$10,192,365 from the special purpose appropriation made to the Emergency Board by section 3(1)(d), chapter 444, Oregon Laws 2021, to supplement the appropriation made to the Public Defense Services Commission by section 1(7), chapter 444, Oregon Laws 2021, Juvenile Division; for public defense services.

8. Public Defense Services Commission

Allocated \$94,155 from the Emergency Fund established by section 1, chapter 669, Oregon Laws 2021, to supplement the appropriation made to the Public Defense Services Commission by section 1(8), chapter 444, Oregon Laws 2021, Administrative Services Division, to fund the administrative reclassification of a Procurement Analyst 1 position to a Manger 2 position.

9. State Treasurer

Increased the Other Funds expenditure limitation established for the State Treasurer by section 1(2), chapter 443, Oregon Laws 2021, Trust Property Services, by \$177,320, and authorized an increase of 0.59 FTE, to fund the reclassification of four positions and increase of two positions from part-time to full-time for the Trust Property Program.

10. Higher Education Coordinating Commission

Established a General Fund appropriation by allocating \$19,000,000 from the special purpose appropriation made to the Emergency Board by section 455(1), chapter 110, Oregon Laws 2022, to the Higher Education Coordinating Commission, for the implementation of the Oregon Tribal Student Grant Program.

12. Department of Education

Approved, retroactively, the submission of a federal grant application to the U.S. Department of Health and Human Services, Substance Abuse and Mental Health Services Administration, in the amount of \$5,400,000 over a period of five years, to support the development, implementation, and evaluation of a sustainable

infrastructure for school-based mental health, promote healthy social and emotional development of school-aged youth, and prevent youth violence in school settings.

13. Department of Education

Approved the submission of a federal grant application to the U.S. Department of Health and Human Services, Administration for Children and Families, in the amount of up to \$1,600,000 over a period of four years, to design and conduct research on how state child care policies are implemented into practice and to measure the effect of state and federal investments on provider engagement in state-funded child care programs.

15. Oregon Health Authority

Allocated \$30,000,000 from the special purpose appropriation made to the Emergency Board by section 281(1), chapter 669, Oregon Laws 2021, to supplement the appropriation made to the Oregon Health Authority by section 1(1), chapter 668, Oregon Laws 2021, Health Systems, Health Policy and Analytics, and Public Health; and increased the Federal Funds expenditure limitation established for the Oregon Health Authority by section 5(1), chapter 668, Oregon Laws 2021, Health Systems, Health Policy and Analytics, and Public Health, by \$45,000,000; for the Oregon Essential Workforce Health Care Program.

16. Oregon Health Authority

Allocated \$42,500,000 from the special purpose appropriation made to the Emergency Board by section 385(1), chapter 110, Oregon Laws 2022, to supplement the appropriation made to the Oregon Health Authority by section 1(1), chapter 668, Oregon Laws 2021, Health Systems, Health Policy and Analytics, and Public Health; and increased the Federal Funds expenditure limitation established for the Oregon Health Authority by section 5(1), chapter 668, Oregon Laws 2021, Health Systems, Health Policy and Analytics, and Public Health, by \$112,000,000; for increasing behavioral health provider rates.

17. Department of Human Services

Established an Other Funds expenditure limitation of \$4,432,000 for the Department of Human Services, Aging and People with Disabilities program; and established an Other Funds expenditure limitation of \$3,347,000 for the Department of Human Services, Intellectual and Developmental Disabilities program, for funding from the Coronavirus Relief Fund received by the Department of Administrative Services and transferred to the Department of Human Services; for one-time worker incentive payments to eligible direct care workers in nursing facilities and group homes.

18. Department of Human Services

Established a General Fund appropriation by allocating \$5,000,000 from the special purpose appropriation made to the Emergency Board by section 167(1), chapter 669, Oregon Laws 2021, to the Department of Human Services, for drought response efforts, with the understanding the Department of Administrative Services will unschedule \$4,000,000 of the amount until the agency provides the Legislative Fiscal Office and Chief Financial Office a spending plan.

- 19. Department of Human Services**
Acknowledged receipt of various reports required by budget notes related to recent investments in long-term care capital improvement and emergency preparedness, long-term care workforce development and training, and foster care respite services, as well as barriers to mental health for individuals served by the Aging and People with Disabilities and the Intellectual and Developmental Disabilities programs.
- 20. Department of Justice**
Increased the Federal Funds expenditure limitation established for the Department of Justice by section 3(3), chapter 427, Oregon Laws 2021, Crime Victim and Survivor Services Division, by \$35,110,718, for a federal Victims of Crime Act grant.
- 21. Department of Justice**
Allocated \$357,161 from the Emergency Fund established by section 1, chapter 669, Oregon Laws 2021, to supplement the appropriation made to the Department of Justice by section 1(4), chapter 427, Oregon Laws 2021, Crime Victim and Survivor Services, and authorized the establishment of three limited duration positions (1.42 FTE), for the administration of a community based violence prevention program.
- 22. Oregon Military Department**
Established a General Fund appropriation by allocating \$63,050 from the Emergency Fund established by section 1, chapter 669, Oregon Laws 2021, to the Oregon Military Department, for Capital improvement; and increased the Federal Funds expenditure limitation established for the Oregon Military Department by section 3(5), chapter 662, Oregon Laws 2021, Capital improvement, by \$189,150; for the installation of new computer fiberoptic cable at the Senator Jackie Winters Oregon National Guard Youth Challenge Campus.
- 23. Criminal Justice Commission**
Approved, retroactively, the submission of a federal grant application to the U.S. Department of Justice, Office of Justice Programs, in the amount of up to \$250,000, for a Prison Rape Elimination Act Standards grant.
- 24. Department of Corrections**
Acknowledged receipt of a report on overtime usage.
- 25. Oregon State Police**
Approved, retroactively, the submission of a federal grant application to the U.S. Department of Justice, Bureau of Justice Statistics, in the amount of up to \$2,000,000, for the national criminal background check system.
- 26. Oregon State Police**
Approved, retroactively, the submission of a federal grant application to the U.S. Department of Justice, Office of Community Oriented Policing Services, in the amount of up to \$175,000, for the Law Enforcement Mental Health and Wellness grant.

- 27. Oregon State Police**
Approved, retroactively, the submission of a federal grant application to the U.S. Department of Transportation, Pipeline and Hazardous Materials Safety Administration, in the amount of \$966,156, for hazardous materials emergency preparedness.
- 28. Department of Public Safety Standards and Training**
Increased the Other Funds expenditure limitation established for the Department of Public Safety Standards and Training by section 2(2), chapter 381, Oregon Laws 2021, Public Safety Memorial Fund, by \$429,930, to accommodate an increase in expenditures from the Fund.
- 29. Housing and Community Services Department**
Allocated \$1,000,000 from the special purpose appropriation made to the Emergency Board by section 8(1), chapter 556, Oregon Laws 2021, to supplement the appropriation made to the Housing and Community Services Department by section 1, chapter 556, Oregon Laws 2021, for administrative expenses associated with program start-up for a grant program that supports gap financing for affordable housing projects co-located with child care or early learning centers, with the understanding that the Housing and Community Services Department will return to the Emergency Board to request remaining funds when a third-party program administrator has been selected and solicitation for project proposals is ready to proceed.
- 30. Oregon Business Development Department**
Increased the Federal Funds expenditure limitation established for the Oregon Business Development Department by section 4(1), chapter 560, Oregon Laws 2021, Business, innovation and trade, by \$26,500,000, and authorized the establishment of four permanent positions (2.00 FTE), for the administration and expenditure of federal State Small Business Credit Initiative program funds.
- 31. Oregon Business Development Department**
Established an Other Funds expenditure limitation of \$287,800 for the Oregon Business Development Department, for Business, innovation and trade, for funding from the Coronavirus Relief Fund received by the Department of Administrative Services and transferred to the Oregon Business Development Department, for the Rural Broadband Capacity Program.
- 32. Oregon Business Development Department**
Approved, retroactively, the submission of a federal grant application to the U.S. Department of Agriculture, Forest Services, in the amount of \$13,000,000, to provide loans and grants for economic development projects that benefit local communities in the vicinity of the Opal Creek Wilderness area.
- 33. Oregon Business Development Department**
Approved, retroactively, the submission of a federal grant application to the U.S. Environmental Protection Agency, in the amount of \$5,000,000, for the capitalization of the Oregon Brownfields Revolving Loan Fund.

- 35. Department of State Lands**
Increased the Federal Funds expenditure limitation established for the Department of State Lands by section 3(2), chapter 607, Oregon Laws 2021, Common School Fund programs, by \$146,116, for the expenditure of federal grant funds awarded by the U.S. Environmental Protection Agency, Wetland Program Development program, for the development of an electronic geographic information system data set for wetlands and waters delineation and determination records.
- 36. Department of State Lands**
Increased the Federal Funds expenditure limitation established for the Department of State Lands by section 3(2), chapter 607, Oregon Laws 2021, Common School Fund programs, by \$236,833, for the expenditure of federal grant funds awarded by the U.S. Environmental Protection Agency in the previous two biennia, for wetlands programs.
- 39. Oregon Department of Energy**
Approved, retroactively, the submission of a federal grant application to the U.S. Department of Energy, in the amount of \$200,000, to support state energy security planning.
- 40. Department of Land Conservation and Development**
Approved, retroactively, the submission of a federal grant application to the U.S. Economic Development Administration, in the amount of up to \$500,000, to assist with mitigation of regulatory barriers to the use of mass timber products.
- 43. Department of Agriculture**
Allocated \$1,192,241 from the special purpose appropriation made to the Emergency Board by section 167(1), chapter 669, Oregon Laws 2021, to supplement the appropriation made to the Department of Agriculture by section 7, chapter 4, Oregon Laws 2021 (second special session), for the suppression of grasshoppers and crickets.
- 45. Department of Agriculture**
Approved, retroactively, the submission of a federal grant application to the U.S. Department of Agriculture, in the amount of up to \$62,000,000 over a period of eight years, for Climate Smart Commodities.
- 46. Department of Forestry**
Approved, retroactively, the submission of a federal grant application to the U.S. Economic Development Administration, in the amount of \$3,250,000, to accelerate forest restoration and provide additional wood fiber to support mass-timber manufacturing.
- 47. Department of Forestry**
Increased the Federal Funds expenditure limitation established for the Department of Forestry by section 4(3), chapter 605, Oregon Laws 2021, State forests, by \$1,115,923, for the expenditure of federal grant awards for Topographical Data and Habitat Conservation Plan Development.

- 48. Department of Forestry**
Established a General Fund appropriation by allocating \$50,000,000 from the special purpose appropriation made to the Emergency Board by section 312(1), chapter 110, Oregon Laws 2022, to the Department of Forestry, for cash flow needs.
- 49. Department of Forestry**
Increased the Federal Funds expenditure limitation established for the Department of Forestry by section 4(5), chapter 605, Oregon Laws 2021, Private Forests, by \$17,000,000, for expenditure of federal grant funds awarded by the U.S. Forest Service for the Forest Legacy Program.
- 51. Department of Forestry**
Increased the Other Funds expenditure limitation established for the Department of Forestry by section 2(4), chapter 605, Oregon Laws 2021, Federal forest restoration, by \$3,000,000, for the expenditure revenues resultant from federal forest restoration work under Good Neighbor Authority agreements.
- 52. Department of Forestry**
Allocated \$1,957,075 from the Emergency Fund established by section 1, chapter 669, Oregon Laws 2021, to supplement the appropriation made to the Department of Forestry by section 1(2), chapter 605, Oregon Laws 2021, Fire protection; and increased the Other Funds expenditure limitation established for the Department of Forestry by section 2(2), chapter 605, Oregon Laws 2021, Fire protection, by \$315,000; for payment of premium costs associated with the state's 2022 catastrophic wildfire insurance policy.
- 53. Department of Forestry**
Increased the Federal Funds expenditure authority established for the Department of Forestry by section 4(5), chapter 605, Oregon Laws 2021, Private forests, by \$598,368, and authorized the establishment of six limited duration positions (3.00 FTE), to address workload staffing issues resultant from increased federal funding for existing programs.
- 54. Department of Geology and Mineral Industries**
Approved the submission of a federal grant application to the Federal Emergency Management Agency, in the amount of \$1,017,215, for the Cooperating Technical Partners Program.
- 55. Department of Geology and Mineral Industries**
Approved, retroactively, the submission of a federal grant application to the National Oceanic and Atmospheric Administration, in the amount of \$494,331, for the National Tsunami Hazard Mitigation Program.
- 56. Department of Environmental Quality**
Approved, retroactively, the submission of a federal grant application to the Environmental Protection Agency, in the amount of \$500,000, to enhance air quality monitoring.

- 57. Department of Environmental Quality**
Approved, retroactively, the submission of a federal grant application to the U.S. Environmental Protection Agency, in the amount of \$1,919,100, for projects under the Pollution Prevention Grant Program.
- 59. Department of Transportation**
Increased the Other Funds expenditure limitation established for the Department of Transportation by section 2(13), chapter 442, Oregon Laws 2021, Rail, by \$10,100,000, for rail crossing safety improvements; and increased the Other Funds and Federal Funds expenditure limitations, and authorized the establishment of limited duration and permanent positions, for administration of additional transportation funding under the Infrastructure Investment and Jobs Act federal transportation funding authorization; per the attached table.
- 60. Department of Transportation**
Approved, retroactively, the submission of a federal grant application to the Federal Motor Carrier Safety Administration, in the amount of \$2,000,000, to implement an information technology solution for an Over-Dimension Permitting System.
- 61. Department of Transportation**
Approved, retroactively, the submission of a federal grant application to the U.S. Department of Transportation, in the amount of \$20,000,000, for improvements to Oregon 99 in the Phoenix area.
- 62. Department of Transportation**
Approved, retroactively, the submission of a federal grant application to the U.S. Department of Transportation, in the amount of \$18,000,000, for safety improvements on Outer Powell Boulevard.
- 63. Department of Transportation**
Approved, retroactively, the submission of a federal grant application to the Federal Transit Administration, in the amount of up to \$14,155,246, to fund purchases of transit vehicles and other transit costs.
- 64. Department of Transportation**
Approved, retroactively, the submission of a federal grant application to the U.S. Department of Transportation, in the amount of \$36,000,000, for improvements to the Interstate 5 Aurora-Donald interchange.
- 65. Department of Transportation**
Approved, retroactively, the submission of a federal grant application to the U.S. Department of Transportation, in the amount of \$52,650,000, for freight connectivity and multimodal improvements to US 97 in the Redmond area.
- 66. Department of Transportation**
Approved, retroactively, the submission of a federal grant application to the U.S. Department of Transportation, in the amount of \$120,000,000, for improvements to Interstate 205.

- 67. Department of Transportation**
Approved the submission of a federal grant application to the Federal Highway Administration, in the amount of \$360,000, to update the Rogue Umpqua National Scenic Byway Corridor Management Plan.
- 68. Department of Aviation**
Increased the Other Funds expenditure limitation established for the Department of Aviation by section 1(4), chapter 602, Oregon Laws 2021, General aviation entitlement grant program, by \$227,444; and increased the Federal Funds expenditure limitation established for the Department of Aviation by section 2(2), chapter 602, Oregon Laws 2021, General aviation entitlement grant program, by \$2,047,000; for infrastructure projects at ten state-owned airports.
- 70. Oregon Board of Dentistry**
Acknowledged receipt of a report on adoption of dental therapy fees.
- 71. Oregon State Board of Nursing**
Increased the Other Funds expenditure limitation established for the Oregon State Board of Nursing by section 1, chapter 310, Oregon Laws 2021, by \$664,645, and authorized the establishment of two limited duration positions (1.08 FTE), for increased licensing and legal costs.
- 72. Public Employees Retirement System**
Increased the Other Funds expenditure limitation established for the Public Employees Retirement System by section 1(6)(b), chapter 145, Oregon Laws 2021, Core Retirement System: ORION Modernization Project, by \$3,797,797, and authorized the establishment of six limited duration positions (2.75 FTE), for the pre-planning phase of the ORION Modernization Project.
- 73. Bureau of Labor and Industries**
Approved, retroactively, the submission of a federal grant application to the U.S. Department of Labor, in the amount of \$4,000,000, to expand the number of registered apprenticeship programs and apprentices across the state.
- 74. Department of Administrative Services**
Increased the Other Funds expenditure limitation established for the Department of Administrative Services by section 2(7), chapter 425, Oregon Laws 2021, Enterprise Goods and Services, by \$3,266,681, to address costs associated with moving the implementation date of the Workday Payroll and Time Tracking project from July 1, 2022 to December 1, 2022.
- 75. Department of Administrative Services**
Increased the Other Funds expenditure limitation established for the Department of Administrative Services by section 2(4), chapter 425, Oregon Laws 2021, Chief Human Resources Office, by \$505,831, and authorized the establishment of three limited duration positions (1.50 FTE), to address increased workload and to develop the state's workforce.

- 76. Department of Administrative Services**
Acknowledged receipt of a report on compensation plan changes.
- 77. Department of Revenue**
Acknowledged receipt of a report on the conditions of the Revenue building facility relating to seismic and architectural studies.
- 78. Department of Revenue**
Allocated \$617,350 from the Emergency Fund established by section 1, chapter 669, Oregon Laws 2021, to supplement the appropriation made to the Department of Revenue by section 1(1), chapter 441, Oregon Laws 2021, Administration; increased the Other Funds expenditure limitation established for the Department of Revenue by section 2(1), chapter 441, Oregon Laws 2021, Administration, by \$154,377; and authorized the establishment of seven permanent positions (3.21 FTE); to create a new internal controls office comprised of compliance, risk, and business continuity functions to improve the security of taxpayer financial and personal information.
- 79. Oregon Employment Department**
Approved, retroactively, the submission of a federal grant application to the U.S. Department of Labor, in the amount of \$3,000,000 over three years, to assist underserved workers in understanding and receiving unemployment insurance benefits and services.
- 80. Housing and Community Services Department**
Established a General Fund appropriation by allocating \$5,000,000 from the Emergency Fund established by section 1, chapter 669, Oregon Laws 2021, to the Housing and Community Services Department, for distribution to Home Forward to administer an affordable housing stabilization grant fund for affordable housing providers that can demonstrate outstanding debt from past due rent accumulated by residents in affordable units between April 1, 2020 and April 30, 2022.

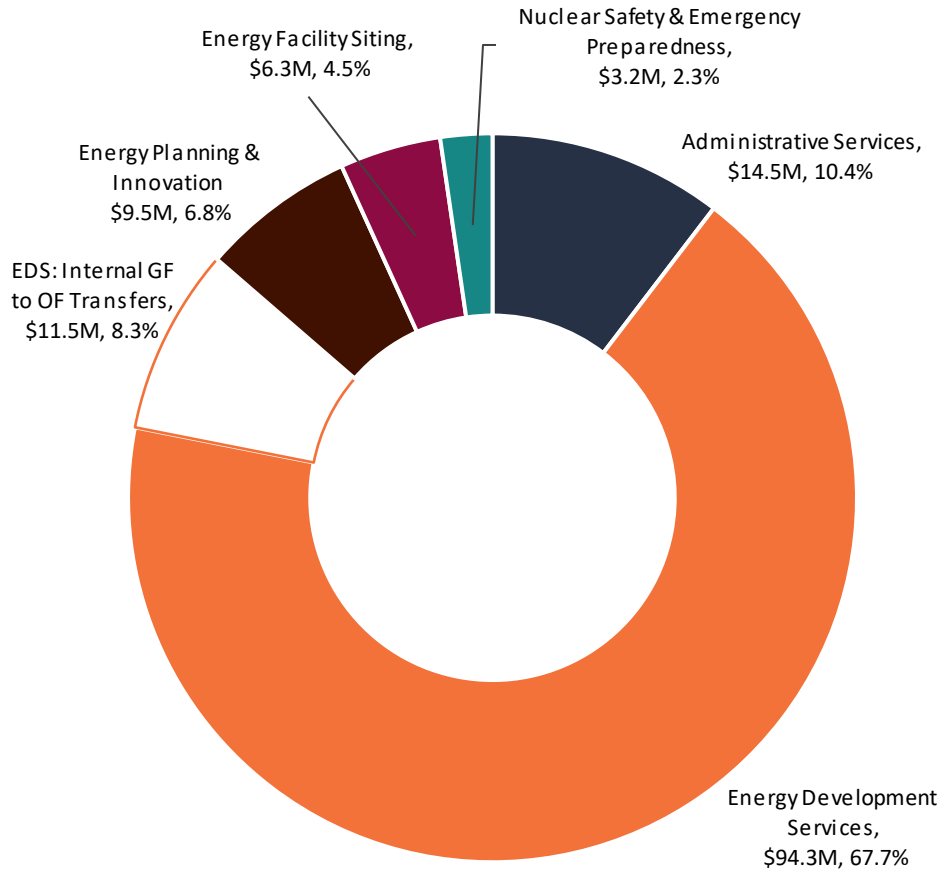
**ATTACHMENT
Item 59: Department of Transportation**

DEPARTMENT OF TRANSPORTATION 2021-23			
June 2022			
Division/Appropriation Reference	Fund Type	Adjustments to Legislatively Approved Budget	Adjustments to Position Authority
Expenditure Limitation Adjustments:			
Maintenance and emergency relief programs			
Ch 442 2(2), OL 2021	Other	9,231,721	
Preservation program			
Ch. 442 2(3), OL 2021	Other	8,948,822	4 pos / 1.29 FTE
Bridge program			
Ch 442 2(4), OL 2021	Other	99,495,444	6 pos / 2.13 FTE
Operations program			
Ch 442 2(5), OL 2021	Other	23,852,333	6 pos / 2.13 FTE
Modernization program			
Ch 442 2(6), OL 2021	Other	20,815,887	6 pos / 2.17 FTE
Special Programs			
Ch 442 2(7), OL 2021	Other	96,868,520	18 pos / 6.58 FTE
Local government program			
Ch 442 2(8), OL 2021	Other	103,467,668	2 pos / 0.75 FTE
Commerce and compliance			
Ch 442 3(2), OL 2021	Federal	4,000,000	7 pos / 3.42 FTE
Policy, data and analysis			
Ch 442 2(11), OL 2021	Other	36,878,097	9 pos / 4.17 FTE*
*2 positions / 0.84 FTE authorized as limited duration			
Public transit			
Ch 442 2(12), OL 2021	Other	3,333,333	
Ch 442 3(4), OL 2021	Federal	88,800,000	
	Total	92,133,333	7 pos / 2.38 FTE
Support services			
Ch 442 2(15), OL 2021	Other	965,558	7 pos / 3.50 FTE*
*2 pos / 1.00 FTE authorized as limited duration			
ODOT headquarters			
Ch 442 2(16), OL 2021	Other	2,709,407	4 pos / 1.25 FTE
Department Total			
	Other	406,566,790	
	Federal	92,800,000	
	Total	499,366,790	76 pos / 29.77 FTE

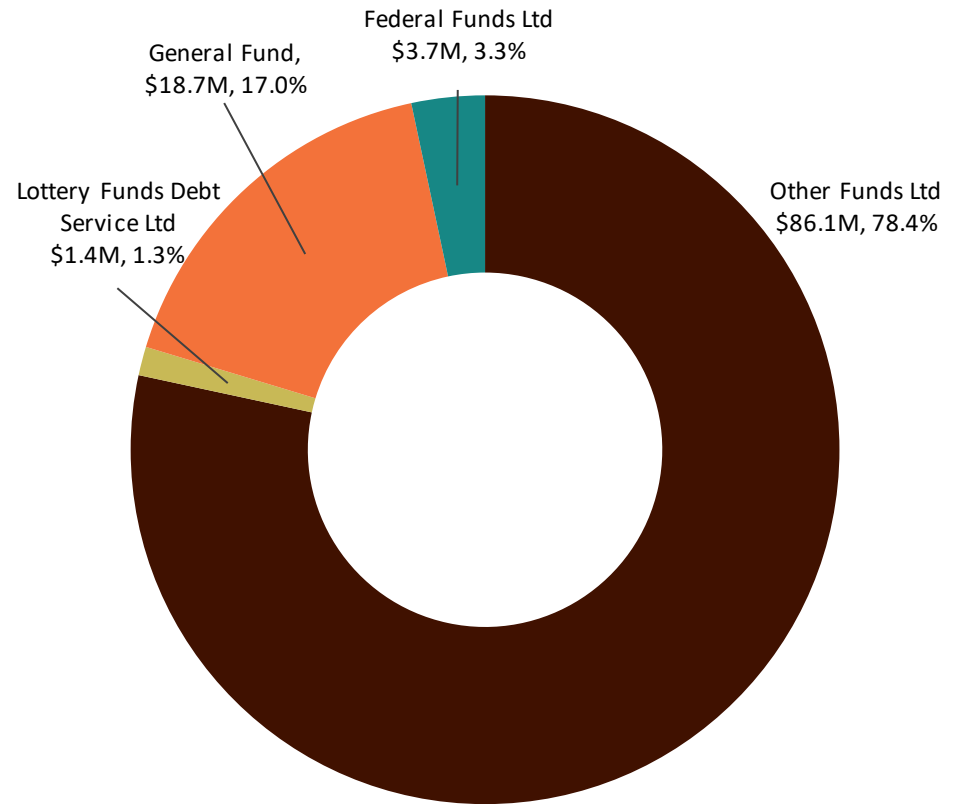
Agency Summary

Budget Summary Graphics

Budget by Division
Total Funds \$139.3 M



Ltd. Budget by Fund Type
Total Funds \$109.9 M



Agency Summary

Budget Comparison

Expenditures	2021-23 Legislatively Approved Budget	2023-25 Agency Request Budget	Percent Change
Other Funds Ltd	\$85,819,041	\$86,144,309	0.4%
Federal Funds Ltd	\$3,562,705	\$3,672,049	3.1%
Other Funds Non-Ltd	\$1,128,074	\$1,126,131	-0.2%
Lottery Funds Debt Service Ltd	\$3,022,570	\$1,439,160	-52.4%
Other Funds Debt Service Non-Ltd	\$30,531,300	\$28,230,578	-7.5%
General Funds Debt Service	\$3,500,000	\$0	-100.0%
General Funds	\$13,445,789	\$7,153,995	-46.8%
Total Funds (less internal GF transfers)	\$141,009,479	\$127,766,222	-9.4%
Internal GF Transfers to OF (CSG 6060)	\$93,500,000	\$11,500,000	-87.7%
Total Funds	\$234,509,479	\$139,266,222	-40.6%
Positions/FTE	99/94.44	102/98.39	

Agency Summary

Mission Statement and Statutory Authority

Introduction

The Oregon Department of Energy's 2023-25 Agency Request Budget has been shaped by the agency's commitment to creating, supporting, and leveraging programs and policies that help the State meet its energy and climate goals. The agency's responsibilities are diverse, but the common thread connecting them is found in the agency mission and in its vision for the future – where Oregon is an energy leader, and where our statewide energy landscape is safe, equitable, clean, affordable, resilient, and sustainable.

ODOE's 2023-25 Agency Request Budget reflects ODOE's commitment to the efficient administration of the agency while advancing Oregon's energy, climate, and justice goals. This is demonstrated by our policy option packages that would increase our outreach to Oregon communities, expand program participation, help local government and stakeholders identify and receive federal funding opportunities, and fund positions to better support our reporting and application responsibilities. The Agency Request Budget also reflects the input received from stakeholders during the budget development process for how ODOE can continue serving Oregonians in the most cost-effective ways possible.

The result is a two-year budget that will require the agency to prioritize its activities and focus its responsibilities over the biennium. These priorities include overseeing the comprehensive review of proposed and amended energy facilities; contributing to the State's efforts to address the challenges of climate change; supporting statewide programs related to energy efficiency, renewable energy, and resiliency; supporting regional programs related to energy safety and environmental protection; and administering new and legacy incentive programs.

As Oregon sees an uptick in the number and complexity of new proposed energy facilities and greater effects from climate change, and as the State focuses on building more resilient renewables-based energy systems, the Department's work is more important than ever. ODOE's responsibilities range from energy emergency preparedness to electric vehicle adoption, and from renewable natural gas to the certification of facilities eligible for the Renewable Portfolio Standard. ODOE is also monitoring the unique challenges to the energy system – from approval and construction of energy facilities to consumers struggling to pay energy costs. ODOE is committed to helping Oregonians save energy and meet climate goals by providing incentives for renewable energy production and resilience, supporting energy efficient wildfire recovery, and deploying equipment to help with the extreme heat events caused by climate change. ODOE is a relatively small agency, and meeting these responsibilities requires focus and adherence to Oregon state government's core values.

ODOE is expanding on its partnerships with others to advance energy-related goals, seeking out new funding and opportunities to support areas of critical importance to the State, and ensuring that stakeholders' input is incorporated into its work. As in the last biennium, the work the agency has done to improve stakeholder relationships and leverage the agency's technical expertise is critical to ensuring that ODOE is poised to deliver on its mission.

Agency Summary

Mission Statement

ODOE helps Oregonians make informed decisions and maintain a resilient and affordable energy system. We advance solutions to shape an equitable clean energy transition, protect the environment and public health, and responsibly balance energy needs and impacts for current and future generations.

Statutory Authority

ODOE's statutory authority is derived from Oregon Revised Statutes Chapters 469, 469A and 470, and interpreted in Oregon Administrative Rules Chapter 330 and Chapter 345.

Agency Divisions

Energy Planning & Innovation Division

The Energy Planning & Innovation (P&I) Division supports the agency mission by pursuing programs and policies that help Oregonians conserve energy, use energy more efficiently, and produce energy using renewable sources. The Division's two sections: Energy Efficiency & Conservation and Energy Technology & Policy collaborate with the Department's other divisions and stakeholders to help support the development of clean energy resources and integrate those resources into the State's transmission and distribution system. The division offers energy expertise across sectors, including efficiency in buildings and manufacturing as well as alternative fuels and infrastructure, while helping Oregon build a more resilient energy system – one that is well prepared to respond to issues such as climate change and natural disasters. The division also helps the State pursue strategies to reduce greenhouse gas emissions through energy efficiency, renewable energy, and sustainable transportation.

Northwest Power and Conservation Council

The Northwest Power and Conservation Council (NWPCC) was established by the Pacific Northwest Electric Power Planning and Conservation Act of 1980 (Public Law 96-501). The federal act directs the council to adopt a regional energy conservation and electric power plan and a program to protect, mitigate, and enhance fish and wildlife on the Columbia River and its tributaries. The act also sets forth provisions that the council administrator must follow in selling power, acquiring resources, implementing energy conservation measures, and setting rates for the sale and disposition of electricity. The council is a regional agency with two members each (serving three-year terms) appointed by the states of Idaho, Montana, Oregon, and Washington. The Bonneville Power Administration provides ODOE with funding for the Oregon's NWPCC office and its two members.

Agency Summary

Energy Development Services Division

The Energy Development Services (EDS) Division administers grant programs to tribes, businesses, households, nonprofits, and the public sector to help Oregonians implement conservation, energy efficiency, resilience, and renewable energy projects. Current programs include the Solar + Storage Rebate Program, the recently launched Community Renewable Energy Grant Program and Energy Efficient Wildfire Rebuilding Program, as well as heat pump programs approved in the 2022 session that are in recruitment and development. This Division also includes the Small-Scale Energy Loan Program, which includes a portfolio of energy-related projects across the State but is not currently lending. The Division is also responsible for overseeing the close-out of legacy incentive programs and related projects.

Nuclear Safety and Emergency Preparedness Division

The Nuclear Safety and Emergency Preparedness Division protects the environment and Oregonians from exposure to hazards by monitoring and engaging in radioactive waste cleanup activities at the Hanford Nuclear Site; preparing and testing nuclear emergency preparedness plans; participating in emergency preparedness planning for Liquefied Natural Gas terminals; and overseeing the transport and disposal of radioactive materials in Oregon. The Division also ensures that the federal government carries out its responsibility to protect Oregonians and the Columbia River from the 177 leaking underground storage tanks at Hanford because the Legislature (ORS 469.586) found that healthy, unpolluted river systems were essential to the well-being of Oregon. The Division also leads the agency's work on energy emergency preparedness; in the event of a petroleum shortage, the division will implement the state's *Oregon Fuel Action Plan* to ensure petroleum supply to emergency and essential services.

Energy Facility Siting Division

The Energy Facility Siting Division works with energy facility developers, companies operating energy facilities, local jurisdictions, other state agencies, tribal governments, and other stakeholders across Oregon to meet the State's energy infrastructure and demand needs. The Division's work ensures that large energy facilities, transmission lines, and natural gas pipelines proposed or built in Oregon meet state siting standards. The development of new technologies and investments in renewable energy generation has led to growth in energy siting and made this work a high priority for the Department.

Administrative Services

The Administrative Services budget covers a wide variety of functions, some of which are not traditional "administrative" activities. Included are the Director's Office and the Central Services Division. The Director's Office includes government relations, communications and outreach, strategic engagement and development, and internal auditing functions. The Central Services Division provides shared services for budgeting, accounting, payroll, contracting, federal grants management, information technology management, database development and management, facilities, records management, risk management, employee safety, and office reception. In addition, the budget for this Division includes the Department's fixed expenditures associated with State Government Service Charges and all agency facilities costs. Administrative Services activities help ensure that

Agency Summary

the Department adheres to operational, financial, and contracting policies; that program administration is appropriately managed; and that Oregon's energy needs and issues are represented in key local and national energy forums.

Agency Strategic or Business Plans

On behalf of Oregonians across the state, the Oregon Department of Energy achieves its mission by providing:

- **A Central Repository of Energy Data, Information, and Analysis:** We research, collect, and analyze data and information to inform state energy planning, regulation, program administration, and policy development.
- **A Venue for Problem-Solving Oregon's Energy Challenges:** We convene constructive conversations about Oregon's energy challenges and opportunities that consider a diverse range of perspectives, foster collaboration and innovative solutions, and facilitate the sharing of best practices with consumers and stakeholders.
- **Energy Education and Technical Assistance:** We provide technical assistance, educational resources, and advice to support policy makers, local governments, industry, energy stakeholders, and the general public in solving energy challenges and meeting Oregon's energy, economic, and climate goals.
- **Regulation and Oversight:** We manage the responsible siting of energy facilities in the State, regulate the transport and disposal of radioactive materials, and represent Oregon's interests at the Hanford Nuclear Site.
- **Energy Programs and Activities:** We manage and administer statutorily authorized energy programs to save energy, support the State's decarbonization efforts, make communities more resilient, and position Oregon to lead by example.

In 2018-19, ODOE launched a strategic planning effort to outline agency priorities over the next five years. The agency finalized its strategic plan in the winter of 2021. Strategic imperatives include:

- Expand and improve stakeholder engagement
- Build practices and processes to achieve more inclusive and equitable outcomes
- Assess and enhance organizational data capabilities
- Assess and modernize agency programs and activities
- Optimize organizational efficiency and impact

The agency also strives to meet Key Performance Measures defined by the Legislature, executive orders issued by the Governor, and overall responsibilities outlined in statute.

ODOE's activities align with Governor Brown's five long-term focus areas:

1. Providing service to every Oregonian in the state
2. Sustaining excellence in state government
3. Supporting responsible environmental stewardship
4. Ensuring safer, healthier communities

Agency Summary

5. Maintaining a thriving Oregon economy

The agency's 2023-25 Agency Request Budget is driven by the priorities ODOE is responsible for fulfilling. This budget:

- Reinforces the Department's commitment to meeting the State's energy and climate goals using resources as efficiently as possible.
- Supports the agency's ongoing leadership in implementing the Governor's energy-related Executive Orders and responsibilities related to energy facility siting and energy policy development.
- Continues to ensure that Oregonians are safe from the risks associated with the Hanford Site cleanup and radioactive waste transport and disposal.
- Enables the Department to continue educating Oregonians – including individuals, businesses, tribes, nonprofits, schools, and others – about their energy use and how to save energy.

At the same time, the budget:

- Continues the agency's strong fiscal management.
- Holds the Energy Supplier Assessment increase to the minimum level required by the Agency Request Budget.

Criteria for 2023-25 Budget Development

The department identified the following criteria hierarchy to determine program prioritization:

- Public Safety – activities ensure Oregon is protected from radioactive and chemically hazardous waste and that new energy facilities are safely sited.
- Constitutional Obligations – activities directed by the Oregon Constitution are ranked higher than statutory or federal obligations.
- Statutory or Federal Obligations – activities directed by statute or recent legislation, mission-centered priorities, federal obligations, and areas where programs were scheduled to sunset in statute.
- Fulfills the department's unique responsibility of leading Oregon to a safe, equitable, clean, and sustainable energy future.
- Outreach and Equity goals that are integrated into each of the Department's programs and activities.

Agency Summary

Performance Measures

The department reports annually on Key Performance Measures, which help to drive agency evaluation and improvements. Agency performance on these measures is included in the Annual Performance Progress Report. The department proposed several new KPMs in its 2021-23 Legislatively Adopted Budget, most of which were approved.

Major Information Technology Projects

No major information technology projects are proposed for the 2023-25 biennium.

Summary of 2023-25 Biennium Budget

**Energy, Dept of
Energy, Dept of
2023-25 Biennium**

**Agency Request Budget
Cross Reference Number: 33000-000-00-00-00000**

<i>Description</i>	<i>Positions</i>	<i>Full-Time Equivalent (FTE)</i>	<i>ALL FUNDS</i>	<i>General Fund</i>	<i>Lottery Funds</i>	<i>Other Funds</i>	<i>Federal Funds</i>	<i>Nonlimited Other Funds</i>	<i>Nonlimited Federal Funds</i>
2021-23 Leg Adopted Budget	93	91.00	180,167,119	74,411,388	3,022,570	67,950,612	3,123,175	31,659,374	-
2021-23 Emergency Boards	6	3.44	54,342,360	32,534,401	-	21,368,429	439,530	-	-
2021-23 Leg Approved Budget	99	94.44	234,509,479	106,945,789	3,022,570	89,319,041	3,562,705	31,659,374	-
2023-25 Base Budget Adjustments									
Net Cost of Position Actions									
Administrative Biennialized E-Board, Phase-Out	(16)	(12.94)	(394,724)	960,452	-	(1,266,336)	(88,840)	-	-
Estimated Cost of Merit Increase			-	-	-	-	-	-	-
Base Debt Service Adjustment			(3,884,132)	-	(1,583,410)	-	-	(2,300,722)	-
Base Nonlimited Adjustment			(1,943)	-	-	-	-	(1,943)	-
Capital Construction			-	-	-	-	-	-	-
Subtotal 2023-25 Base Budget	83	81.50	230,228,680	107,906,241	1,439,160	88,052,705	3,473,865	29,356,709	-
Essential Packages									
010 - Non-PICS Pers Svc/Vacancy Factor									
Vacancy Factor (Increase)/Decrease	-	-	(191,260)	-	-	(191,260)	-	-	-
Non-PICS Personal Service Increase/(Decrease)	-	-	(10,766)	(17,990)	-	4,490	2,734	-	-
Subtotal	-	-	(202,026)	(17,990)	-	(186,770)	2,734	-	-
020 - Phase In / Out Pgm & One-time Cost									
021 - Phase-in	-	-	190,590	-	-	-	190,590	-	-
022 - Phase-out Pgm & One-time Costs	-	-	(141,884,776)	(106,307,131)	-	(35,327,645)	(250,000)	-	-
Subtotal	-	-	(141,694,186)	(106,307,131)	-	(35,327,645)	(59,410)	-	-
030 - Inflation & Price List Adjustments									
Cost of Goods & Services Increase/(Decrease)	-	-	1,536,741	1,213	-	1,464,368	71,160	-	-
State Gov't & Services Charges Increase/(Decrease)			289,410	-	-	289,410	-	-	-

Summary of 2023-25 Biennium Budget

Energy, Dept of
Energy, Dept of
2023-25 Biennium

Agency Request Budget
Cross Reference Number: 33000-000-00-00-00000

<i>Description</i>	<i>Positions</i>	<i>Full-Time Equivalent (FTE)</i>	<i>ALL FUNDS</i>	<i>General Fund</i>	<i>Lottery Funds</i>	<i>Other Funds</i>	<i>Federal Funds</i>	<i>Nonlimited Other Funds</i>	<i>Nonlimited Federal Funds</i>
Subtotal	-	-	1,826,151	1,213	-	1,753,778	71,160	-	-
040 - Mandated Caseload									
040 - Mandated Caseload	-	-	-	-	-	-	-	-	-
050 - Fundshifts and Revenue Reductions									
050 - Fundshifts	-	-	-	-	-	(99,937)	99,937	-	-
060 - Technical Adjustments									
060 - Technical Adjustments	-	-	-	-	-	-	-	-	-
Subtotal: 2023-25 Current Service Level	83	81.50	90,158,619	1,582,333	1,439,160	54,192,131	3,588,286	29,356,709	-

Summary of 2023-25 Biennium Budget

**Energy, Dept of
Energy, Dept of
2023-25 Biennium**

**Agency Request Budget
Cross Reference Number: 33000-000-00-00-00000**

<i>Description</i>	<i>Positions</i>	<i>Full-Time Equivalent (FTE)</i>	<i>ALL FUNDS</i>	<i>General Fund</i>	<i>Lottery Funds</i>	<i>Other Funds</i>	<i>Federal Funds</i>	<i>Nonlimited Other Funds</i>	<i>Nonlimited Federal Funds</i>
Subtotal: 2023-25 Current Service Level	83	81.50	90,158,619	1,582,333	1,439,160	54,192,131	3,588,286	29,356,709	-
070 - Revenue Reductions/Shortfall									
070 - Revenue Shortfalls	-	-	-	-	-	-	-	-	-
Modified 2023-25 Current Service Level	83	81.50	90,158,619	1,582,333	1,439,160	54,192,131	3,588,286	29,356,709	-
080 - E-Boards									
081 - June 2022 Emergency Board	-	-	-	-	-	-	-	-	-
Subtotal Emergency Board Packages	-	-	-	-	-	-	-	-	-
Policy Packages									
101 - GIS Research Analyst	1	1.00	241,886	99,680	-	72,226	69,980	-	-
102 - Energy Research Fund	-	-	250,000	-	-	250,000	-	-	-
201 - SELP Debt Service	-	-	-	-	-	-	-	-	-
202 - Oregon Solar + Storage Rebate Program Limitation	3	0.63	2,448,354	-	-	2,448,354	-	-	-
203 - Oregon Solar + Storage Rebate Program Extension	-	1.87	19,847,494	10,000,000	-	9,847,494	-	-	-
204 - Wildfire Rebuilding Program Extension	3	3.00	5,849,582	5,849,582	-	-	-	-	-
205 - Residential Heat Pump Program Limitation	4	1.89	11,378,025	-	-	11,378,025	-	-	-
206 - Heat Pump Deployment Program Limitation	2	2.50	7,326,149	-	-	7,326,149	-	-	-
301 - Radioactive Waste Oversight Program Expansion	-	-	64,021	173,929	-	-	(109,908)	-	-
401 - Facility Siting Positions	2	2.00	503,611	-	-	503,611	-	-	-
451 - Equity & External Engagement	1	1.00	408,319	158,309	-	126,319	123,691	-	-
452 - Community Capacity Building	1	1.00	393,315	393,315	-	-	-	-	-
453 - Paid Internships	2	2.00	396,847	396,847	-	-	-	-	-
Subtotal Policy Packages	19	16.89	49,107,603	17,071,662	-	31,952,178	83,763	-	-

Summary of 2023-25 Biennium Budget

Energy, Dept of
Energy, Dept of
2023-25 Biennium

Agency Request Budget
Cross Reference Number: 33000-000-00-00-00000

<i>Description</i>	<i>Positions</i>	<i>Full-Time Equivalent (FTE)</i>	<i>ALL FUNDS</i>	<i>General Fund</i>	<i>Lottery Funds</i>	<i>Other Funds</i>	<i>Federal Funds</i>	<i>Nonlimited Other Funds</i>	<i>Nonlimited Federal Funds</i>
Total 2023-25 Agency Request Budget	102	98.39	139,266,222	18,653,995	1,439,160	86,144,309	3,672,049	29,356,709	-

Percentage Change From 2021-23 Leg Approved Budget	3.03%	4.18%	-40.61%	-82.56%	-52.39%	-3.55%	3.07%	-7.27%	-
Percentage Change From 2023-25 Current Service Level	22.89%	20.72%	54.47%	1,078.89%	-	58.96%	2.33%	-	-

Summary of 2023-25 Biennium Budget

**Energy, Dept of
Energy Planning & Innovation
2023-25 Biennium**

**Agency Request Budget
Cross Reference Number: 33000-100-00-00-00000**

<i>Description</i>	<i>Positions</i>	<i>Full-Time Equivalent (FTE)</i>	<i>ALL FUNDS</i>	<i>General Fund</i>	<i>Lottery Funds</i>	<i>Other Funds</i>	<i>Federal Funds</i>	<i>Nonlimited Other Funds</i>	<i>Nonlimited Federal Funds</i>
2021-23 Leg Adopted Budget	26	26.00	9,040,414	-	-	7,736,051	1,304,363	-	-
2021-23 Emergency Boards	-	0.13	299,952	-	-	249,154	50,798	-	-
2021-23 Leg Approved Budget	26	26.13	9,340,366	-	-	7,985,205	1,355,161	-	-
2023-25 Base Budget Adjustments									
Net Cost of Position Actions									
Administrative Biennialized E-Board, Phase-Out	(1)	(1.13)	(112,900)	-	-	(112,523)	(377)	-	-
Estimated Cost of Merit Increase			-	-	-	-	-	-	-
Base Debt Service Adjustment			-	-	-	-	-	-	-
Base Nonlimited Adjustment			-	-	-	-	-	-	-
Capital Construction			-	-	-	-	-	-	-
Subtotal 2023-25 Base Budget	25	25.00	9,227,466	-	-	7,872,682	1,354,784	-	-
Essential Packages									
010 - Non-PICS Pers Svc/Vacancy Factor									
Vacancy Factor (Increase)/Decrease	-	-	18,318	-	-	18,318	-	-	-
Non-PICS Personal Service Increase/(Decrease)	-	-	1,742	-	-	2,029	(287)	-	-
Subtotal	-	-	20,060	-	-	20,347	(287)	-	-
020 - Phase In / Out Pgm & One-time Cost									
021 - Phase-in	-	-	-	-	-	-	-	-	-
022 - Phase-out Pgm & One-time Costs	-	-	(277,767)	-	-	(256,650)	(21,117)	-	-
Subtotal	-	-	(277,767)	-	-	(256,650)	(21,117)	-	-
030 - Inflation & Price List Adjustments									
Cost of Goods & Services Increase/(Decrease)	-	-	75,193	-	-	43,139	32,054	-	-
Subtotal	-	-	75,193	-	-	43,139	32,054	-	-

Summary of 2023-25 Biennium Budget

**Energy, Dept of
Energy Planning & Innovation
2023-25 Biennium**

**Agency Request Budget
Cross Reference Number: 33000-100-00-00-00000**

<i>Description</i>	<i>Positions</i>	<i>Full-Time Equivalent (FTE)</i>	<i>ALL FUNDS</i>	<i>General Fund</i>	<i>Lottery Funds</i>	<i>Other Funds</i>	<i>Federal Funds</i>	<i>Nonlimited Other Funds</i>	<i>Nonlimited Federal Funds</i>
040 - Mandated Caseload									
040 - Mandated Caseload	-	-	-	-	-	-	-	-	-
050 - Fundshifts and Revenue Reductions									
050 - Fundshifts	-	-	-	-	-	116,131	(116,131)	-	-
060 - Technical Adjustments									
060 - Technical Adjustments	-	-	-	-	-	-	-	-	-
Subtotal: 2023-25 Current Service Level	25	25.00	9,044,952	-	-	7,795,649	1,249,303	-	-

Summary of 2023-25 Biennium Budget

**Energy, Dept of
Energy Planning & Innovation
2023-25 Biennium**

**Agency Request Budget
Cross Reference Number: 33000-100-00-00-00000**

<i>Description</i>	<i>Positions</i>	<i>Full-Time Equivalent (FTE)</i>	<i>ALL FUNDS</i>	<i>General Fund</i>	<i>Lottery Funds</i>	<i>Other Funds</i>	<i>Federal Funds</i>	<i>Nonlimited Other Funds</i>	<i>Nonlimited Federal Funds</i>
Subtotal: 2023-25 Current Service Level	25	25.00	9,044,952	-	-	7,795,649	1,249,303	-	-
070 - Revenue Reductions/Shortfall									
070 - Revenue Shortfalls	-	-	-	-	-	-	-	-	-
Modified 2023-25 Current Service Level	25	25.00	9,044,952	-	-	7,795,649	1,249,303	-	-
080 - E-Boards									
081 - June 2022 Emergency Board	-	-	-	-	-	-	-	-	-
Subtotal Emergency Board Packages	-	-	-	-	-	-	-	-	-
Policy Packages									
101 - GIS Research Analyst	1	1.00	241,886	99,680	-	72,226	69,980	-	-
102 - Energy Research Fund	-	-	250,000	-	-	250,000	-	-	-
201 - SELP Debt Service	-	-	-	-	-	-	-	-	-
202 - Oregon Solar + Storage Rebate Program Limitation	-	-	-	-	-	-	-	-	-
203 - Oregon Solar + Storage Rebate Program Extension	-	-	-	-	-	-	-	-	-
204 - Wildfire Rebuilding Program Extension	-	-	-	-	-	-	-	-	-
205 - Residential Heat Pump Program Limitation	-	-	-	-	-	-	-	-	-
206 - Heat Pump Deployment Program Limitation	-	-	-	-	-	-	-	-	-
301 - Radioactive Waste Oversight Program Expansion	-	-	-	-	-	-	-	-	-
401 - Facility Siting Positions	-	-	-	-	-	-	-	-	-
451 - Equity & External Engagement	-	-	-	-	-	-	-	-	-
452 - Community Capacity Building	-	-	-	-	-	-	-	-	-
453 - Paid Internships	-	-	-	-	-	-	-	-	-
Subtotal Policy Packages	1	1.00	491,886	99,680	-	322,226	69,980	-	-

Summary of 2023-25 Biennium Budget

Energy, Dept of
 Energy Planning & Innovation
 2023-25 Biennium

Agency Request Budget
 Cross Reference Number: 33000-100-00-00-00000

<i>Description</i>	<i>Positions</i>	<i>Full-Time Equivalent (FTE)</i>	<i>ALL FUNDS</i>	<i>General Fund</i>	<i>Lottery Funds</i>	<i>Other Funds</i>	<i>Federal Funds</i>	<i>Nonlimited Other Funds</i>	<i>Nonlimited Federal Funds</i>
Total 2023-25 Agency Request Budget	26	26.00	9,536,838	99,680	-	8,117,875	1,319,283	-	-

Percentage Change From 2021-23 Leg Approved Budget	-	-0.50%	2.10%	-	-	1.66%	-2.65%	-	-
Percentage Change From 2023-25 Current Service Level	4.00%	4.00%	5.44%	-	-	4.13%	5.60%	-	-

Summary of 2023-25 Biennium Budget

**Energy, Dept of
Energy Development Services
2023-25 Biennium**

**Agency Request Budget
Cross Reference Number: 33000-200-00-00-00000**

<i>Description</i>	<i>Positions</i>	<i>Full-Time Equivalent (FTE)</i>	<i>ALL FUNDS</i>	<i>General Fund</i>	<i>Lottery Funds</i>	<i>Other Funds</i>	<i>Federal Funds</i>	<i>Nonlimited Other Funds</i>	<i>Nonlimited Federal Funds</i>
2021-23 Leg Adopted Budget	15	14.00	149,810,176	74,331,296	3,022,570	40,796,936	-	31,659,374	-
2021-23 Emergency Boards	4	2.50	53,074,931	32,531,457	-	20,543,474	-	-	-
2021-23 Leg Approved Budget	19	16.50	202,885,107	106,862,753	3,022,570	61,340,410	-	31,659,374	-
2023-25 Base Budget Adjustments									
Net Cost of Position Actions									
Administrative Biennialized E-Board, Phase-Out	(10)	(8.00)	246,994	956,720	-	(709,726)	-	-	-
Estimated Cost of Merit Increase			-	-	-	-	-	-	-
Base Debt Service Adjustment			(3,884,132)	-	(1,583,410)	-	-	(2,300,722)	-
Base Nonlimited Adjustment			(1,943)	-	-	-	-	(1,943)	-
Capital Construction			-	-	-	-	-	-	-
Subtotal 2023-25 Base Budget	9	8.50	199,246,026	107,819,473	1,439,160	60,630,684	-	29,356,709	-
Essential Packages									
010 - Non-PICS Pers Svc/Vacancy Factor									
Vacancy Factor (Increase)/Decrease	-	-	(24,706)	-	-	(24,706)	-	-	-
Non-PICS Personal Service Increase/(Decrease)	-	-	(7,332)	(18,314)	-	10,982	-	-	-
Subtotal	-	-	(32,038)	(18,314)	-	(13,724)	-	-	-
020 - Phase In / Out Pgm & One-time Cost									
021 - Phase-in	-	-	-	-	-	-	-	-	-
022 - Phase-out Pgm & One-time Costs	-	-	(141,265,312)	(106,301,159)	-	(34,964,153)	-	-	-
Subtotal	-	-	(141,265,312)	(106,301,159)	-	(34,964,153)	-	-	-
030 - Inflation & Price List Adjustments									
Cost of Goods & Services Increase/(Decrease)	-	-	998,511	-	-	998,511	-	-	-
State Gov't & Services Charges Increase/(Decrease)			-	-	-	-	-	-	-

Summary of 2023-25 Biennium Budget

**Energy, Dept of
Energy Development Services
2023-25 Biennium**

**Agency Request Budget
Cross Reference Number: 33000-200-00-00-00000**

<i>Description</i>	<i>Positions</i>	<i>Full-Time Equivalent (FTE)</i>	<i>ALL FUNDS</i>	<i>General Fund</i>	<i>Lottery Funds</i>	<i>Other Funds</i>	<i>Federal Funds</i>	<i>Nonlimited Other Funds</i>	<i>Nonlimited Federal Funds</i>
Subtotal	-	-	998,511	-	-	998,511	-	-	-
040 - Mandated Caseload									
040 - Mandated Caseload	-	-	-	-	-	-	-	-	-
050 - Fundshifts and Revenue Reductions									
050 - Fundshifts	-	-	-	-	-	-	-	-	-
060 - Technical Adjustments									
060 - Technical Adjustments	-	-	-	-	-	-	-	-	-
Subtotal: 2023-25 Current Service Level	9	8.50	58,947,187	1,500,000	1,439,160	26,651,318	-	29,356,709	-

Summary of 2023-25 Biennium Budget

**Energy, Dept of
Energy Development Services
2023-25 Biennium**

**Agency Request Budget
Cross Reference Number: 33000-200-00-00-00000**

<i>Description</i>	<i>Positions</i>	<i>Full-Time Equivalent (FTE)</i>	<i>ALL FUNDS</i>	<i>General Fund</i>	<i>Lottery Funds</i>	<i>Other Funds</i>	<i>Federal Funds</i>	<i>Nonlimited Other Funds</i>	<i>Nonlimited Federal Funds</i>
Subtotal: 2023-25 Current Service Level	9	8.50	58,947,187	1,500,000	1,439,160	26,651,318	-	29,356,709	-
070 - Revenue Reductions/Shortfall									
070 - Revenue Shortfalls	-	-	-	-	-	-	-	-	-
Modified 2023-25 Current Service Level	9	8.50	58,947,187	1,500,000	1,439,160	26,651,318	-	29,356,709	-
080 - E-Boards									
081 - June 2022 Emergency Board	-	-	-	-	-	-	-	-	-
Subtotal Emergency Board Packages	-	-	-	-	-	-	-	-	-
Policy Packages									
101 - GIS Research Analyst	-	-	-	-	-	-	-	-	-
102 - Energy Research Fund	-	-	-	-	-	-	-	-	-
201 - SELP Debt Service	-	-	-	-	-	-	-	-	-
202 - Oregon Solar + Storage Rebate Program Limitation	3	0.63	2,448,354	-	-	2,448,354	-	-	-
203 - Oregon Solar + Storage Rebate Program Extension	-	1.87	19,847,494	10,000,000	-	9,847,494	-	-	-
204 - Wildfire Rebuilding Program Extension	3	3.00	5,849,582	5,849,582	-	-	-	-	-
205 - Residential Heat Pump Program Limitation	4	1.89	11,378,025	-	-	11,378,025	-	-	-
206 - Heat Pump Deployment Program Limitation	2	2.50	7,326,149	-	-	7,326,149	-	-	-
301 - Radioactive Waste Oversight Program Expansion	-	-	-	-	-	-	-	-	-
401 - Facility Siting Positions	-	-	-	-	-	-	-	-	-
451 - Equity & External Engagement	-	-	-	-	-	-	-	-	-
452 - Community Capacity Building	-	-	-	-	-	-	-	-	-
453 - Paid Internships	-	-	-	-	-	-	-	-	-
Subtotal Policy Packages	12	9.89	46,849,604	15,849,582	-	31,000,022	-	-	-

Summary of 2023-25 Biennium Budget

Energy, Dept of
 Energy Development Services
 2023-25 Biennium

Agency Request Budget
 Cross Reference Number: 33000-200-00-00-00000

<i>Description</i>	<i>Positions</i>	<i>Full-Time Equivalent (FTE)</i>	<i>ALL FUNDS</i>	<i>General Fund</i>	<i>Lottery Funds</i>	<i>Other Funds</i>	<i>Federal Funds</i>	<i>Nonlimited Other Funds</i>	<i>Nonlimited Federal Funds</i>
Total 2023-25 Agency Request Budget	21	18.39	105,796,791	17,349,582	1,439,160	57,651,340	-	29,356,709	-

Percentage Change From 2021-23 Leg Approved Budget	10.53%	11.45%	-47.85%	-83.76%	-52.39%	-6.01%	-	-7.27%	-
Percentage Change From 2023-25 Current Service Level	133.33%	116.35%	79.48%	1,056.64%	-	116.32%	-	-	-

Summary of 2023-25 Biennium Budget

**Energy, Dept of
Nuclear Safety & Emergency Response
2023-25 Biennium**

**Agency Request Budget
Cross Reference Number: 33000-300-00-00-00000**

<i>Description</i>	<i>Positions</i>	<i>Full-Time Equivalent (FTE)</i>	<i>ALL FUNDS</i>	<i>General Fund</i>	<i>Lottery Funds</i>	<i>Other Funds</i>	<i>Federal Funds</i>	<i>Nonlimited Other Funds</i>	<i>Nonlimited Federal Funds</i>
2021-23 Leg Adopted Budget	6	6.00	2,554,263	80,092	-	902,044	1,572,127	-	-
2021-23 Emergency Boards	-	-	405,685	2,944	-	14,330	388,411	-	-
2021-23 Leg Approved Budget	6	6.00	2,959,948	83,036	-	916,374	1,960,538	-	-
2023-25 Base Budget Adjustments									
Net Cost of Position Actions									
Administrative Biennialized E-Board, Phase-Out	-	-	(60,977)	3,732	-	20,918	(85,627)	-	-
Estimated Cost of Merit Increase			-	-	-	-	-	-	-
Base Debt Service Adjustment			-	-	-	-	-	-	-
Base Nonlimited Adjustment			-	-	-	-	-	-	-
Capital Construction			-	-	-	-	-	-	-
Subtotal 2023-25 Base Budget	6	6.00	2,898,971	86,768	-	937,292	1,874,911	-	-
Essential Packages									
010 - Non-PICS Pers Svc/Vacancy Factor									
Non-PICS Personal Service Increase/(Decrease)	-	-	3,971	324	-	548	3,099	-	-
Subtotal	-	-	3,971	324	-	548	3,099	-	-
020 - Phase In / Out Pgm & One-time Cost									
021 - Phase-in	-	-	190,590	-	-	-	190,590	-	-
022 - Phase-out Pgm & One-time Costs	-	-	(5,972)	(5,972)	-	-	-	-	-
Subtotal	-	-	184,618	(5,972)	-	-	190,590	-	-
030 - Inflation & Price List Adjustments									
Cost of Goods & Services Increase/(Decrease)	-	-	55,585	1,213	-	15,402	38,970	-	-
Subtotal	-	-	55,585	1,213	-	15,402	38,970	-	-
040 - Mandated Caseload									

Summary of 2023-25 Biennium Budget

**Energy, Dept of
Nuclear Safety & Emergency Response
2023-25 Biennium**

**Agency Request Budget
Cross Reference Number: 33000-300-00-00-00000**

<i>Description</i>	<i>Positions</i>	<i>Full-Time Equivalent (FTE)</i>	<i>ALL FUNDS</i>	<i>General Fund</i>	<i>Lottery Funds</i>	<i>Other Funds</i>	<i>Federal Funds</i>	<i>Nonlimited Other Funds</i>	<i>Nonlimited Federal Funds</i>
040 - Mandated Caseload	-	-	-	-	-	-	-	-	-
050 - Fundshifts and Revenue Reductions									
050 - Fundshifts	-	-	-	-	-	(216,068)	216,068	-	-
060 - Technical Adjustments									
060 - Technical Adjustments	-	-	-	-	-	-	-	-	-
Subtotal: 2023-25 Current Service Level	6	6.00	3,143,145	82,333	-	737,174	2,323,638	-	-

Summary of 2023-25 Biennium Budget

**Energy, Dept of
Nuclear Safety & Emergency Response
2023-25 Biennium**

**Agency Request Budget
Cross Reference Number: 33000-300-00-00-00000**

<i>Description</i>	<i>Positions</i>	<i>Full-Time Equivalent (FTE)</i>	<i>ALL FUNDS</i>	<i>General Fund</i>	<i>Lottery Funds</i>	<i>Other Funds</i>	<i>Federal Funds</i>	<i>Nonlimited Other Funds</i>	<i>Nonlimited Federal Funds</i>
Subtotal: 2023-25 Current Service Level	6	6.00	3,143,145	82,333	-	737,174	2,323,638	-	-
070 - Revenue Reductions/Shortfall									
070 - Revenue Shortfalls	-	-	-	-	-	-	-	-	-
Modified 2023-25 Current Service Level	6	6.00	3,143,145	82,333	-	737,174	2,323,638	-	-
080 - E-Boards									
081 - June 2022 Emergency Board	-	-	-	-	-	-	-	-	-
Subtotal Emergency Board Packages	-	-	-	-	-	-	-	-	-
Policy Packages									
101 - GIS Research Analyst	-	-	-	-	-	-	-	-	-
102 - Energy Research Fund	-	-	-	-	-	-	-	-	-
201 - SELP Debt Service	-	-	-	-	-	-	-	-	-
202 - Oregon Solar + Storage Rebate Program Limitation	-	-	-	-	-	-	-	-	-
203 - Oregon Solar + Storage Rebate Program Extension	-	-	-	-	-	-	-	-	-
204 - Wildfire Rebuilding Program Extension	-	-	-	-	-	-	-	-	-
205 - Residential Heat Pump Program Limitation	-	-	-	-	-	-	-	-	-
206 - Heat Pump Deployment Program Limitation	-	-	-	-	-	-	-	-	-
301 - Radioactive Waste Oversight Program Expansion	-	-	64,021	173,929	-	-	(109,908)	-	-
401 - Facility Siting Positions	-	-	-	-	-	-	-	-	-
451 - Equity & External Engagement	-	-	-	-	-	-	-	-	-
452 - Community Capacity Building	-	-	-	-	-	-	-	-	-
453 - Paid Internships	-	-	-	-	-	-	-	-	-
Subtotal Policy Packages	-	-	64,021	173,929	-	-	(109,908)	-	-

Summary of 2023-25 Biennium Budget

**Energy, Dept of
Nuclear Safety & Emergency Response
2023-25 Biennium**

**Agency Request Budget
Cross Reference Number: 33000-300-00-00-00000**

<i>Description</i>	<i>Positions</i>	<i>Full-Time Equivalent (FTE)</i>	<i>ALL FUNDS</i>	<i>General Fund</i>	<i>Lottery Funds</i>	<i>Other Funds</i>	<i>Federal Funds</i>	<i>Nonlimited Other Funds</i>	<i>Nonlimited Federal Funds</i>
Total 2023-25 Agency Request Budget	6	6.00	3,207,166	256,262	-	737,174	2,213,730	-	-

Percentage Change From 2021-23 Leg Approved Budget	-	-	8.35%	208.62%	-	-19.56%	12.91%	-	-
Percentage Change From 2023-25 Current Service Level	-	-	2.04%	211.25%	-	-	-4.73%	-	-

Summary of 2023-25 Biennium Budget

**Energy, Dept of
Energy Facility Siting
2023-25 Biennium**

**Agency Request Budget
Cross Reference Number: 33000-400-00-00-00000**

<i>Description</i>	<i>Positions</i>	<i>Full-Time Equivalent (FTE)</i>	<i>ALL FUNDS</i>	<i>General Fund</i>	<i>Lottery Funds</i>	<i>Other Funds</i>	<i>Federal Funds</i>	<i>Nonlimited Other Funds</i>	<i>Nonlimited Federal Funds</i>
2021-23 Leg Adopted Budget	13	13.00	6,051,690	-	-	5,938,024	113,666	-	-
2021-23 Emergency Boards	-	-	143,531	-	-	143,531	-	-	-
2021-23 Leg Approved Budget	13	13.00	6,195,221	-	-	6,081,555	113,666	-	-
2023-25 Base Budget Adjustments									
Net Cost of Position Actions									
Administrative Biennialized E-Board, Phase-Out	(2)	(2.00)	(372,981)	-	-	(372,981)	-	-	-
Estimated Cost of Merit Increase			-	-	-	-	-	-	-
Base Debt Service Adjustment			-	-	-	-	-	-	-
Base Nonlimited Adjustment			-	-	-	-	-	-	-
Capital Construction			-	-	-	-	-	-	-
Subtotal 2023-25 Base Budget	11	11.00	5,822,240	-	-	5,708,574	113,666	-	-
Essential Packages									
010 - Non-PICS Pers Svc/Vacancy Factor									
Vacancy Factor (Increase)/Decrease	-	-	(67,730)	-	-	(67,730)	-	-	-
Non-PICS Personal Service Increase/(Decrease)	-	-	(12,652)	-	-	(12,652)	-	-	-
Subtotal	-	-	(80,382)	-	-	(80,382)	-	-	-
020 - Phase In / Out Pgm & One-time Cost									
021 - Phase-in	-	-	-	-	-	-	-	-	-
022 - Phase-out Pgm & One-time Costs	-	-	(213,814)	-	-	(100,148)	(113,666)	-	-
Subtotal	-	-	(213,814)	-	-	(100,148)	(113,666)	-	-
030 - Inflation & Price List Adjustments									
Cost of Goods & Services Increase/(Decrease)	-	-	226,054	-	-	226,054	-	-	-
Subtotal	-	-	226,054	-	-	226,054	-	-	-

Summary of 2023-25 Biennium Budget

**Energy, Dept of
Energy Facility Siting
2023-25 Biennium**

**Agency Request Budget
Cross Reference Number: 33000-400-00-00-00000**

<i>Description</i>	<i>Positions</i>	<i>Full-Time Equivalent (FTE)</i>	<i>ALL FUNDS</i>	<i>General Fund</i>	<i>Lottery Funds</i>	<i>Other Funds</i>	<i>Federal Funds</i>	<i>Nonlimited Other Funds</i>	<i>Nonlimited Federal Funds</i>
040 - Mandated Caseload									
040 - Mandated Caseload	-	-	-	-	-	-	-	-	-
050 - Fundshifts and Revenue Reductions									
050 - Fundshifts	-	-	-	-	-	-	-	-	-
060 - Technical Adjustments									
060 - Technical Adjustments	-	-	-	-	-	-	-	-	-
Subtotal: 2023-25 Current Service Level	11	11.00	5,754,098	-	-	5,754,098	-	-	-

Summary of 2023-25 Biennium Budget

**Energy, Dept of
Energy Facility Siting
2023-25 Biennium**

**Agency Request Budget
Cross Reference Number: 33000-400-00-00-00000**

<i>Description</i>	<i>Positions</i>	<i>Full-Time Equivalent (FTE)</i>	<i>ALL FUNDS</i>	<i>General Fund</i>	<i>Lottery Funds</i>	<i>Other Funds</i>	<i>Federal Funds</i>	<i>Nonlimited Other Funds</i>	<i>Nonlimited Federal Funds</i>
Subtotal: 2023-25 Current Service Level	11	11.00	5,754,098	-	-	5,754,098	-	-	-
070 - Revenue Reductions/Shortfall									
070 - Revenue Shortfalls	-	-	-	-	-	-	-	-	-
Modified 2023-25 Current Service Level	11	11.00	5,754,098	-	-	5,754,098	-	-	-
080 - E-Boards									
081 - June 2022 Emergency Board	-	-	-	-	-	-	-	-	-
Subtotal Emergency Board Packages	-	-	-	-	-	-	-	-	-
Policy Packages									
101 - GIS Research Analyst	-	-	-	-	-	-	-	-	-
102 - Energy Research Fund	-	-	-	-	-	-	-	-	-
201 - SELP Debt Service	-	-	-	-	-	-	-	-	-
202 - Oregon Solar + Storage Rebate Program Limitation	-	-	-	-	-	-	-	-	-
203 - Oregon Solar + Storage Rebate Program Extension	-	-	-	-	-	-	-	-	-
204 - Wildfire Rebuilding Program Extension	-	-	-	-	-	-	-	-	-
205 - Residential Heat Pump Program Limitation	-	-	-	-	-	-	-	-	-
206 - Heat Pump Deployment Program Limitation	-	-	-	-	-	-	-	-	-
301 - Radioactive Waste Oversight Program Expansion	-	-	-	-	-	-	-	-	-
401 - Facility Siting Positions	2	2.00	503,611	-	-	503,611	-	-	-
451 - Equity & External Engagement	-	-	-	-	-	-	-	-	-
452 - Community Capacity Building	-	-	-	-	-	-	-	-	-
453 - Paid Internships	-	-	-	-	-	-	-	-	-
Subtotal Policy Packages	2	2.00	503,611	-	-	503,611	-	-	-

Summary of 2023-25 Biennium Budget

Energy, Dept of
Energy Facility Siting
2023-25 Biennium

Agency Request Budget
Cross Reference Number: 33000-400-00-00-00000

<i>Description</i>	<i>Positions</i>	<i>Full-Time Equivalent (FTE)</i>	<i>ALL FUNDS</i>	<i>General Fund</i>	<i>Lottery Funds</i>	<i>Other Funds</i>	<i>Federal Funds</i>	<i>Nonlimited Other Funds</i>	<i>Nonlimited Federal Funds</i>
Total 2023-25 Agency Request Budget	13	13.00	6,257,709	-	-	6,257,709	-	-	-

Percentage Change From 2021-23 Leg Approved Budget	-	-	1.01%	-	-	2.90%	-100.00%	-	-
Percentage Change From 2023-25 Current Service Level	18.18%	18.18%	8.75%	-	-	8.75%	-	-	-

Summary of 2023-25 Biennium Budget

**Energy, Dept of
Administrative Services
2023-25 Biennium**

**Agency Request Budget
Cross Reference Number: 33000-500-00-00-00000**

<i>Description</i>	<i>Positions</i>	<i>Full-Time Equivalent (FTE)</i>	<i>ALL FUNDS</i>	<i>General Fund</i>	<i>Lottery Funds</i>	<i>Other Funds</i>	<i>Federal Funds</i>	<i>Nonlimited Other Funds</i>	<i>Nonlimited Federal Funds</i>
2021-23 Leg Adopted Budget	33	32.00	12,710,576	-	-	12,577,557	133,019	-	-
2021-23 Emergency Boards	2	0.81	418,261	-	-	417,940	321	-	-
2021-23 Leg Approved Budget	35	32.81	13,128,837	-	-	12,995,497	133,340	-	-
2023-25 Base Budget Adjustments									
Net Cost of Position Actions									
Administrative Biennialized E-Board, Phase-Out	(3)	(1.81)	(94,860)	-	-	(92,024)	(2,836)	-	-
Estimated Cost of Merit Increase			-	-	-	-	-	-	-
Base Debt Service Adjustment			-	-	-	-	-	-	-
Base Nonlimited Adjustment			-	-	-	-	-	-	-
Capital Construction			-	-	-	-	-	-	-
Subtotal 2023-25 Base Budget	32	31.00	13,033,977	-	-	12,903,473	130,504	-	-
Essential Packages									
010 - Non-PICS Pers Svc/Vacancy Factor									
Vacancy Factor (Increase)/Decrease	-	-	(117,142)	-	-	(117,142)	-	-	-
Non-PICS Personal Service Increase/(Decrease)	-	-	3,505	-	-	3,583	(78)	-	-
Subtotal	-	-	(113,637)	-	-	(113,559)	(78)	-	-
020 - Phase In / Out Pgm & One-time Cost									
021 - Phase-in	-	-	-	-	-	-	-	-	-
022 - Phase-out Pgm & One-time Costs	-	-	(121,911)	-	-	(6,694)	(115,217)	-	-
Subtotal	-	-	(121,911)	-	-	(6,694)	(115,217)	-	-
030 - Inflation & Price List Adjustments									
Cost of Goods & Services Increase/(Decrease)	-	-	181,398	-	-	181,262	136	-	-
State Gov't & Services Charges Increase/(Decrease)			289,410	-	-	289,410	-	-	-

Summary of 2023-25 Biennium Budget

**Energy, Dept of
Administrative Services
2023-25 Biennium**

**Agency Request Budget
Cross Reference Number: 33000-500-00-00-00000**

<i>Description</i>	<i>Positions</i>	<i>Full-Time Equivalent (FTE)</i>	<i>ALL FUNDS</i>	<i>General Fund</i>	<i>Lottery Funds</i>	<i>Other Funds</i>	<i>Federal Funds</i>	<i>Nonlimited Other Funds</i>	<i>Nonlimited Federal Funds</i>
Subtotal	-	-	470,808	-	-	470,672	136	-	-
040 - Mandated Caseload									
040 - Mandated Caseload	-	-	-	-	-	-	-	-	-
050 - Fundshifts and Revenue Reductions									
050 - Fundshifts	-	-	-	-	-	-	-	-	-
060 - Technical Adjustments									
060 - Technical Adjustments	-	-	-	-	-	-	-	-	-
Subtotal: 2023-25 Current Service Level	32	31.00	13,269,237	-	-	13,253,892	15,345	-	-

Summary of 2023-25 Biennium Budget

**Energy, Dept of
Administrative Services
2023-25 Biennium**

**Agency Request Budget
Cross Reference Number: 33000-500-00-00-00000**

<i>Description</i>	<i>Positions</i>	<i>Full-Time Equivalent (FTE)</i>	<i>ALL FUNDS</i>	<i>General Fund</i>	<i>Lottery Funds</i>	<i>Other Funds</i>	<i>Federal Funds</i>	<i>Nonlimited Other Funds</i>	<i>Nonlimited Federal Funds</i>
Subtotal: 2023-25 Current Service Level	32	31.00	13,269,237	-	-	13,253,892	15,345	-	-
070 - Revenue Reductions/Shortfall									
070 - Revenue Shortfalls	-	-	-	-	-	-	-	-	-
Modified 2023-25 Current Service Level	32	31.00	13,269,237	-	-	13,253,892	15,345	-	-
080 - E-Boards									
081 - June 2022 Emergency Board	-	-	-	-	-	-	-	-	-
Subtotal Emergency Board Packages	-	-	-	-	-	-	-	-	-
Policy Packages									
101 - GIS Research Analyst	-	-	-	-	-	-	-	-	-
102 - Energy Research Fund	-	-	-	-	-	-	-	-	-
201 - SELP Debt Service	-	-	-	-	-	-	-	-	-
202 - Oregon Solar + Storage Rebate Program Limitation	-	-	-	-	-	-	-	-	-
203 - Oregon Solar + Storage Rebate Program Extension	-	-	-	-	-	-	-	-	-
204 - Wildfire Rebuilding Program Extension	-	-	-	-	-	-	-	-	-
205 - Residential Heat Pump Program Limitation	-	-	-	-	-	-	-	-	-
206 - Heat Pump Deployment Program Limitation	-	-	-	-	-	-	-	-	-
301 - Radioactive Waste Oversight Program Expansion	-	-	-	-	-	-	-	-	-
401 - Facility Siting Positions	-	-	-	-	-	-	-	-	-
451 - Equity & External Engagement	1	1.00	408,319	158,309	-	126,319	123,691	-	-
452 - Community Capacity Building	1	1.00	393,315	393,315	-	-	-	-	-
453 - Paid Internships	2	2.00	396,847	396,847	-	-	-	-	-
Subtotal Policy Packages	4	4.00	1,198,481	948,471	-	126,319	123,691	-	-

Summary of 2023-25 Biennium Budget

**Energy, Dept of
Administrative Services
2023-25 Biennium**

**Agency Request Budget
Cross Reference Number: 33000-500-00-00-00000**

<i>Description</i>	<i>Positions</i>	<i>Full-Time Equivalent (FTE)</i>	<i>ALL FUNDS</i>	<i>General Fund</i>	<i>Lottery Funds</i>	<i>Other Funds</i>	<i>Federal Funds</i>	<i>Nonlimited Other Funds</i>	<i>Nonlimited Federal Funds</i>
Total 2023-25 Agency Request Budget	36	35.00	14,467,718	948,471	-	13,380,211	139,036	-	-

Percentage Change From 2021-23 Leg Approved Budget	2.86%	6.67%	10.20%	-	-	2.96%	4.27%	-	-
Percentage Change From 2023-25 Current Service Level	12.50%	12.90%	9.03%	-	-	0.95%	806.07%	-	-

Oregon Department of Energy
Program Prioritization

Priority (ranked with highest priority first)	Agency Initials	Program or Activity Initials	Program Unit/Activity Description	Identify Key Performance Measure(s)	Primary Purpose Program-Activity Code	GF	OF DS NL	LF	OF	NL-OF	FF	NL-FF	TOTAL FUNDS	Pos.	FTE	New or Enhanced Program (Y/N)	Included as Reduction Option (Y/N)	Legal Req. Code (C, D, FM, FO, S)	Legal Citation	Explain What is Mandatory (for C, FM, and FO Only)	Comments on Proposed Changes to CSL Included in Agency Request
Agcy	Prgm / Div																				
1	1	ODOE	Nuc	Hanford Oversight & Emergency Response ensures that the federal government carries out its responsibility to clean up Hanford while protecting the Columbia River, and that state and local responders are properly prepared to deal with an emergency in the event of a nuclear accident or energy emergency affecting Oregon.	KPM 2 Fed. Measures	10	\$ 256,262		\$ 737,174		\$ 2,213,730		\$ 3,207,166	6	6.00	N	Y	S, FM	ORS 469.525-619; CFR Title 10, Part 50.47,	Federal government requires operators of nuclear power plants to work with host and adjoining states to ensure that there is an Emergency Preparedness Plan in place in the event of an accident.	ARB includes package 301 for the expansion of the Radioactive Waste Oversight Program.
2	1	ODOE	SIT	Energy Facility Siting Program & Energy Facility Siting Council ensures that existing and future energy facilities meet the State's siting standards subject to Energy Facility Siting Council jurisdiction.	KPM 2 & 3	6			\$ 6,257,709		\$ -		\$ 6,257,709	13	13.00	Y	Y	S	ORS 469.320-520		ARB includes package 401 that intends to re-establishes one LD Utility & Energy Analyst 2 position as permanent and establish a Perm Utility and Energy Analyst 3.
3	1	ODOE	P&I	Energy Efficiency & Conservation provides technical assistance, information and education to promote and develop conservation and energy efficiency strategies in the industrial, commercial, and residential sectors. includes SB 1149 Schools and Industrial Self-direct programs.	KPM 1,2, & 4	9			\$ 2,841,870		\$ 969,933		\$ 3,811,803	13	11.00	N	Y	S	ORS 469.030, ORS 469.097, ORS 469.135, ORS 469.229-261 ORS 276.900-915 ORS 757.612 ORS 470.815		
4	2	ODOE	P&I	Energy Technology & Policy develops energy policies and plans that ensure Oregon's future demands for clean, reliable and affordable energy are met. This program provides leadership and technical assistance on renewable energy, clean fuels and transportation, and options to meet Oregon's greenhouse gas emission reduction goals.	KPM 2, 5 & 6 Inter. Measure	9	\$ 99,680		\$ 4,454,992		\$ 349,350		\$ 4,904,022	11	13.00	Y	Y	S	ORS 469.030, 469.060		ARB includes packages 101 and 102 to establish a GIS Research Analyst and the Energy Research Fund
5	1	ODOE	EDS	Small Scale Energy Loan Program (SELP) provides loan financing for innovative or traditional conservation and renewable energy projects, which support regional and local community energy needs.	KPM 1 & 2	6	\$ 1,500,000	\$ 28,230,578	\$ 763,584	\$ 1,126,131	\$ -		\$ 31,620,293	2	2.00	N	Y	C, D	CONST Article XI-J; ORS 470.060	State of Oregon credit may be loaned and indebtedness incurred for creating a fund to provide financing for the development of small scale local energy projects. Secured repayment shall be a prerequisite to the advancement of money from the fund.	
6	2	ODOE	EDS	Energy Incentives Program (EIP) provides tax credits to the business community for projects that conserve or create energy by traditional or renewable methods. Some Renewable Energy Development Grants funds remain to be distributed once projects are completed.	KPM 1, 2 & 3	6	\$ 15,849,582		\$ 56,886,448		\$ -		\$ 72,736,030	19	16.39	Y	Y	S	ORS 469B.270 thru 306 Cons; ORS 469B.250 thru 265 Renew; ORS 469B.320 thru347 and ORS315.336 Tran		ARB includes packages 202 & 203 for the Oregon Solar + Storage Rebate Program, Package 204 for the Wildfire Rebuilding Program Extension, and packages 205 & 206 for the Heat ump programs.
7	3	ODOE	EDS	Energy Efficient Financing Activity Debt Service on funds received during the 2015-17 and 2017-19 biennia for energy efficiency investments.	KPM 2	2			\$ 1,439,160	\$ 1,308			\$ 1,440,468	0	0.00	N	N	D	ORS 469.960 thru 46.96		

Oregon Department of Energy
Program Prioritization

Priority (ranked with highest priority first)	Agency Initials	Program or Activity Initials	Program Unit/Activity Description	Identify Key Performance Measure(s)	Primary Purpose Program-Activity Code	GF	OF DS NL	LF	OF	NL-OF	FF	NL-FF	TOTAL FUNDS	Pos.	FTE	New or Enhanced Program (Y/N)	Included as Reduction Option (Y/N)	Legal Req. Code (C, D, FM, FO, S)	Legal Citation	Explain What is Mandatory (for C, FM, and FO Only)	Comments on Proposed Changes to CSL Included in Agency Request
Agcy	Prgm / Div																				
NA	NA	ODOE	ADM	Director's Office - agency direction, communication, government relations and internal auditing.	KPM 2	4	\$ 948,471		\$ 3,847,961		\$ 139,036		\$ 4,935,468	13	13.05	N	Y		ORS 469.030		ARB includes package 451 for Equity and External Engagement, Package 452 for Community Capacity Building, and Package 453 for Paid Internships.
NA	NA	ODOE	ADM	Central Services provides resources for shared support services and director's office activities.	KPM 2	4			\$ 9,532,250		\$ -		\$ 9,532,250	23	21.95	N	Y				
NA	NA	ODOE	P&I	Northwest Power and Conservation Council responsible for adopting regional energy conservation and electric power plans	KPM 2	9			\$ 821,013		\$ -		\$ 821,013	2	2.00	N	N	S			
							\$ 18,653,995	\$ 28,230,578	\$ 1,439,160	\$ 86,144,309	\$ 1,126,131	\$ 3,672,049	\$ -	\$ 139,266,222	102	98.39					

PROGRAM LEGEND

NUC	Nuclear Safety & Energy Emergency Preparedness
EDS	Energy Development Services
P&I	Energy Planning & Innovation
SIT	Energy Facility Siting
ADM	Administrative Services

7. Primary Purpose Program/Activity Exists

- 1 Civil Justice
- 2 Community Development
- 3 Consumer Protection
- 4 Administrative Function
- 5 Criminal Justice
- 6 Economic Development
- 7 Education & Skill Development
- 8 Emergency Services
- 9 Environmental Protection
- 10 Public Health
- 11 Recreation, Heritage, or Cultural
- 12 Social Support

19. Legal Requirement Code

- C Constitutional
- D Debt Service
- FM Federal - Mandatory
- Federal - Optional (once you choose to participate, certain requirements)
- FO to participate, certain requirements
- S Statutory

The Department identified the following criteria hierarchy to determine program prioritization:

- * Public Safety - activities ensure Oregon is protected from nuclear waste and that new energy facilities are safely sited.
- * Constitutional Obligations - activities directed by the Oregon Constitution are ranked higher than statutory or federal obligations.
- * Statutory or Federal Obligations - activities directed by statute or recent legislation, mission-centered priorities, federal obligations and areas where programs were scheduled to sunset in statute.
- * Role in achieving the State's energy and climate goals.
- * Fulfills the department's unique responsibility for leading Oregon to a safe, clean, reliable, affordable and sustainable energy future.

10% Reduction Options (ORS 291.216)

Activity or Program	Describe Reduction	Amount and Fund Type									Rank and Justification
		GF	LF	OF	NL-OF	FF	NL-FF	Total Funds	Pos.	FTE	
<i>(WHICH PROGRAM OR ACTIVITY WILL NOT BE UNDERTAKEN)</i>	<i>(DESCRIBE THE EFFECTS OF THIS REDUCTION. IDENTIFY REVENUE SOURCE FOR OF, FF. INCLUDE POSITIONS AND FTE FOR 2023-25 AND 2025-27)</i>										<i>(RANK THE ACTIVITIES OR PROGRAMS NOT UNDERTAKEN IN ORDER OF LOWEST COST FOR BENEFIT OBTAINED)</i>
Energy Facility Siting	Other staff will need to pick up workload in the case of a gap in staffing or to meet unexpected workflow needs.			\$386				\$386	-	-	1 . Reduce by 25% Temporary Personal Services (includes OPE)
Nuclear Safety & Emergency Preparedness	Reduction may impact ability to monitor radioactive waste disposal activities.	\$464						\$464	-	-	2 . Reduce by 24% Travel & Training
Administrative Services	Reduction will impact ability to ensure sufficient resources are available.					\$775		\$775	-	-	3 . Reduce by 23% Services & Supplies
Energy Planning & Innovation	Reduction will limit ability to consult Department of Justice on legal issues affecting programs and put at risk a legal response in case of lawsuit.					\$1,075		\$1,075	-	-	4 . Reduce by 10% Attorney General Fees
Energy Development Services	Reduction will impact ability to ensure sufficient resources are available to the Energy Efficiency Financing Program.			\$1,308				\$1,308	-	-	5 . Reduce by 100% Services & Supplies in Energy Efficiency Financing (200-05)
Nuclear Safety & Emergency Preparedness	Reduction will reduce collaboration with other agencies on emergency drills.					\$1,500		\$1,500	-	-	6 . Reduce by 10% Special Payments to OHA
Nuclear Safety & Emergency Preparedness	Reduction will reduce collaboration with other agencies on emergency drills.					\$3,439		\$3,439	-	-	7 . Reduce by 11% Other Special Payments
Energy Facility Siting	Reduction may impact ability to compensate for lead worker or work out of class.			\$3,517				\$3,517	-	-	8 . Reduce by 100% Differential & OPE
Nuclear Safety & Emergency Preparedness	Reduction will impact ability to ensure sufficient resources are available to the division for radioactive waste disposal monitoring.	\$3,660						\$3,660	-	-	9 . Reduce by 13% Other Services & Supplies
Energy Planning & Innovation	Reduction in travel and training may impact collaboration and outreach related to agency programs.			\$39,230				\$39,230	-	-	10 . Reduce by 50% Travel & Training
Nuclear Safety & Emergency Preparedness	Reduction will impact ability to ensure sufficient resources are available to the division.					\$4,156		\$4,156	-	-	11 . Reduce by 15% Other Services & Supplies
Energy Development Services	Reduction will impact ability to ensure sufficient resources are available to the Small Scale Energy Loan Program.			\$5,106				\$5,106	-	-	12 . Reduce by 5% Services & Supplies SELP (200-04)
Energy Facility Siting	Reduction may impact travel and training associated with compliance activities.			\$6,844				\$6,844	-	-	13 . Reduce by 5% Travel & Training

10% Reduction Options (ORS 291.216)

Activity or Program	Describe Reduction	Amount and Fund Type									Rank and Justification
		GF	LF	OF	NL-OF	FF	NL-FF	Total Funds	Pos.	FTE	
<i>(WHICH PROGRAM OR ACTIVITY WILL NOT BE UNDERTAKEN)</i>	<i>(DESCRIBE THE EFFECTS OF THIS REDUCTION. IDENTIFY REVENUE SOURCE FOR OF, FF. INCLUDE POSITIONS AND FTE FOR 2023-25 AND 2025-27)</i>										<i>(RANK THE ACTIVITIES OR PROGRAMS NOT UNDERTAKEN IN ORDER OF LOWEST COST FOR BENEFIT OBTAINED)</i>
Nuclear Safety & Emergency Preparedness	Reduction in travel and training may impact emergency preparedness planning.			\$5,861				\$5,861	-	-	14 . Reduce by 15% Travel & Training
Energy Planning & Innovation	Reduction in travel and training may impact federal grant monitoring.					\$6,006		\$6,006	-	-	15 . Reduce by 8% Travel & Training
Nuclear Safety & Emergency Preparedness	Reduction will limit ability to consult Department of Justice on legal issues affecting programs and put at risk a legal response in case of lawsuit.			\$7,122				\$7,122	-	-	16 . Reduce by 0.2 Attorney General Fees
Energy Planning & Innovation	Reduces ability to ensure sufficient resources are available to support the Division.			\$80,948				\$80,948	-	-	17 . Reduce by 60% Professional Services
Administrative Services	Reduces ability to ensure sufficient resources are available to support the Department.			\$10,110				\$10,110	-	-	18 . Reduce by 22% Professional Services
Nuclear Safety & Emergency Preparedness	Reduction may impact ability to emergency response planning.			\$10,150				\$10,150	-	-	19 . Reduce by 20% Professional Services
Energy Development Services	Reduction may impact ability to compensate for lead worker or work out of class.			\$13,544				\$13,544	-	-	20 . Reduce by 100% Differential w/OPE SELP (200-04)
Nuclear Safety & Emergency Preparedness	Reduction will reduce collaboration with other agencies on emergency drills.			\$14,800				\$14,800	-	-	21 . Reduce by 20% Special Payments to OHA
Administrative Services	Reduction will eliminate some of the training done by consultants.			\$16,434				\$16,434	-	-	22 . Reduce by 25% Professional Services for training consultants
Nuclear Safety & Emergency Preparedness	Reduction may impact ability to monitor Hanford activities.					\$22,864		\$22,864	-	-	23 . Reduce by 20% Travel & Training
Energy Planning & Innovation	Reduction will impact ability to ensure sufficient resources are available to the division.			\$116,065				\$116,065	-	-	24 . Reduce by 50% Other Services & Supplies
Energy Development Services	Other staff will need to pick up workload in the case of a gap in staffing or to meet unexpected workflow needs.			\$23,976				\$23,976	-	-	25 . Reduce by 28% Temporary Personal Services (w/OPE) for SELP
Administrative Services	Reduction in travel and training may impact outreach to stakeholders.			\$25,424				\$25,424	-	-	26 . Reduce by 30% Travel & Training
Administrative Services	Reduction will limit ability to consult Department of Justice on legal issues affecting programs and put at risk a legal response in case of lawsuit.			\$27,426				\$27,426	-	-	27 . Reduce by 48% Attorney General Fees

10% Reduction Options (ORS 291.216)

Activity or Program	Describe Reduction	Amount and Fund Type									Rank and Justification	
		GF	LF	OF	NL-OF	FF	NL-FF	Total Funds	Pos.	FTE		
<i>(WHICH PROGRAM OR ACTIVITY WILL NOT BE UNDERTAKEN)</i>	<i>(DESCRIBE THE EFFECTS OF THIS REDUCTION. IDENTIFY REVENUE SOURCE FOR OF, FF. INCLUDE POSITIONS AND FTE FOR 2023-25 AND 2025-27)</i>											<i>(RANK THE ACTIVITIES OR PROGRAMS NOT UNDERTAKEN IN ORDER OF LOWEST COST FOR BENEFIT OBTAINED)</i>
Energy Development Services	Reduction may impact ability to compensate for lead worker or work out of class.			\$42,524				\$42,524	-	-		28 . Reduce by 100% Differential w/OPE (Incentive Programs)
Administrative Services	Reduction will impact ability to ensure sufficient resources are available to the Department.			\$53,449				\$53,449	-	-		29 . Reduce by 25% Services & Supplies
Energy Planning & Innovation	Other staff will need to pick up workload in the case of a gap in staffing or to meet unexpected workflow needs.			\$54,100				\$54,100	-	-		30 . Reduce by 100% Temporary Personal Services (w/OPE)
Energy Planning & Innovation	Reduction may impact ability to ensure sufficient resources are available to the division.					\$55,469		\$55,469	-	-		31 . Reduce by 15% Other Services & Supplies
Energy Planning & Innovation	Reduction will impact ability to compensate for lead worker or work out of class.			\$57,484				\$57,484	-	-		32 . Reduce by 100% Differential & OPE
Administrative Services	Other staff will need to pick up workload in the case of a gap in staffing or to meet unexpected workflow needs.			\$23,993				\$23,993	-	-		33 . Reduce by 40% Temporary Personal Services (w/OPE)
Energy Development Services	Other staff will need to pick up workload in the case of a gap in staffing or to meet unexpected workflow needs.			\$62,874				\$62,874	-	-		34 . Reduce by 40% Temporary Personal Services (w/OPE) for Incentive Programs
Administrative Services	Reduction to the Department's ability to provide employee telecom services.			\$69,412				\$69,412	-	-		35 . Reduce by 35% Telecom
Administrative Services	Reduces ability to ensure sufficient resources are available to support the Department			\$112,657				\$112,657	-	-		36 . Reduce by 39% Other Services & Supplies
Nuclear Safety & Emergency Preparedness	Reduction may impact ability to monitor Hanford activities					\$84,280		\$84,280	-	-		37 . Reduce by 15% Professional Services
Administrative Services	Extends the replacement cycle for network and server equipment and computer equipment that will be necessary for working remotely.			\$94,050				\$94,050	-	-		38 . Reduce by 30% IT Expendable Property
Administrative Services	Reduces ability to ensure sufficient resources are available to support the Department			\$101,763				\$101,763	-	-		39 . Reduce by 25% IT Professional Services

10% Reduction Options (ORS 291.216)

Activity or Program	Describe Reduction	Amount and Fund Type									Rank and Justification	
		GF	LF	OF	NL-OF	FF	NL-FF	Total Funds	Pos.	FTE		
<i>(WHICH PROGRAM OR ACTIVITY WILL NOT BE UNDERTAKEN)</i>	<i>(DESCRIBE THE EFFECTS OF THIS REDUCTION. IDENTIFY REVENUE SOURCE FOR OF, FF. INCLUDE POSITIONS AND FTE FOR 2023-25 AND 2025-27)</i>											<i>(RANK THE ACTIVITIES OR PROGRAMS NOT UNDERTAKEN IN ORDER OF LOWEST COST FOR BENEFIT OBTAINED)</i>
Energy Facility Siting	Reduction will limit ability to consult Department of Justice on legal issues affecting programs and put at risk a legal response in case of lawsuit.			\$116,766				\$116,766	-	-		40 . Reduce by 15% Attorney General Fees
Administrative Services	Reduces ability to conduct internal audit and risk management activities.			\$129,806				\$129,806	-	0.5		41 . Reduce by 50% Internal Auditor
Energy Facility Siting	Reduction would limit the use of expert consultants to evaluate siting projects which could impact application review timeliness.			\$161,313				\$161,313	-	-		42 . Reduce by 15% Professional Services
Energy Development Services	Reduce amount of incentive funds that could be made available to Oregonians.			\$1,183,301				\$1,183,301	-	-		43 . Reduce by 5% Special Payments
Nuclear Safety & Emergency Preparedness	Reduction may impact ability to compensate for lead worker or work out of class.			\$454				\$454	-	-		44 . Reduce by 100% Differential w/OPE
Administrative Services	Reduction will impact ability to ensure sufficient resources are available to the Department.					\$775		\$775	-	-		45 . Reduce by 23% Services & Supplies
Nuclear Safety & Emergency Preparedness	Reduction may impact ability to monitor radioactive waste disposal activities.	\$967						\$967	-	-		46 . Reduce by 50% Travel & Training
Energy Planning & Innovation	Reduction will limit ability to consult Department of Justice on legal issues affecting programs and put at risk a legal response in case of lawsuit.					\$1,613		\$1,613	-	-		47 . Reduce by 15% Attorney General Fees
Nuclear Safety & Emergency Preparedness	Reduction may impact ability to monitor radioactive waste disposal activities.	\$3,135						\$3,135	-	-		48 . Reduce by 6% Personal Services for Nuclear Waste Oversight
Nuclear Safety & Emergency Preparedness	Reduction may impact ability to monitor Hanford activities.					\$3,439		\$3,439	-	-		49 . Reduce by 11% Other Special Payments
Nuclear Safety & Emergency Preparedness	Reduction may impact ability to monitor Hanford activities.					\$5,431		\$5,431	-	-		50 . Reduce by 22% Special Payments to Counties
Nuclear Safety & Emergency Preparedness	Reduction may impact ability to monitor Hanford activities.					\$5,818		\$5,818	-	-		51 . Reduce by 21% Other Services & Supplies
Nuclear Safety & Emergency Preparedness	Reduction will reduce collaboration with other agencies on emergency drills.			\$6,862				\$6,862	-	-		52 . Reduce by 20% Special Payments
Nuclear Safety & Emergency Preparedness	Reduction in travel and training may impact emergency preparedness planning.			\$7,741				\$7,741	-	-		53 . Reduce by 20% Travel


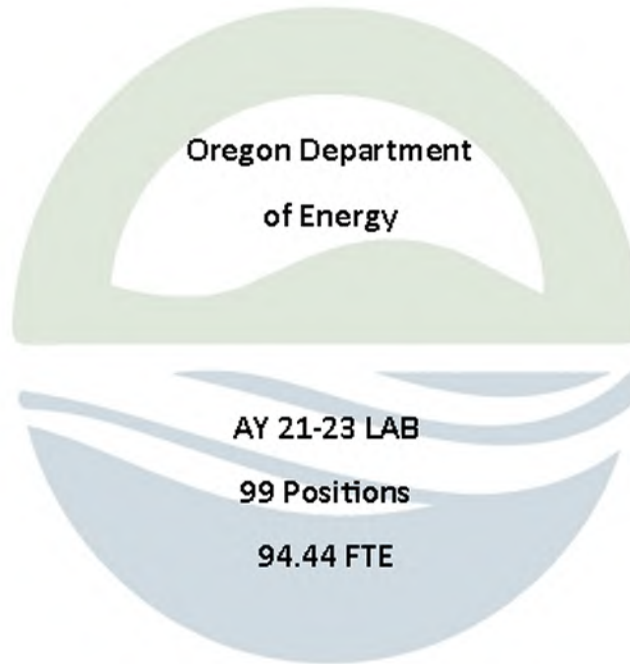
10% Reduction Options (ORS 291.216)

Activity or Program	Describe Reduction	Amount and Fund Type									Rank and Justification	
		GF	LF	OF	NL-OF	FF	NL-FF	Total Funds	Pos.	FTE		
<i>(WHICH PROGRAM OR ACTIVITY WILL NOT BE UNDERTAKEN)</i>	<i>(DESCRIBE THE EFFECTS OF THIS REDUCTION. IDENTIFY REVENUE SOURCE FOR OF, FF. INCLUDE POSITIONS AND FTE FOR 2023-25 AND 2025-27)</i>											<i>(RANK THE ACTIVITIES OR PROGRAMS NOT UNDERTAKEN IN ORDER OF LOWEST COST FOR BENEFIT OBTAINED)</i>
Energy Planning & Innovation	Reduction in travel and training may impact federal grant monitoring.					\$9,009		\$9,009	-	-	54 . Reduce by 12% Travel & Training	
Energy Facility Siting	Reduction in travel and training may impact compliance activities and energy facility siting application processing.			\$10,950				\$10,950	-	-	55 . Reduce by 8% Travel & Training	
Energy Planning & Innovation	Reduction may impact ability to ensure sufficient resources are available to the division.			\$15,095				\$15,095	-	-	56 . Reduce by 25% Other Services & Supplies	
Nuclear Safety & Emergency Preparedness	Reduction may impact ability to monitor Hanford activities.					\$17,148		\$17,148	-	-	57 . Reduce by 15% Travel & Training	
Energy Planning & Innovation	Reduction in travel and training may impact collaboration and outreach related to agency programs.			\$19,615				\$19,615	-	-	58 . Reduce by 25% Travel & Training	
Nuclear Safety & Emergency Preparedness	Reduction may impact ability to carry out emergency drills.			\$20,045				\$20,045	-	-	59 . Reduce by 28% Other Services & Supplies	
Energy Planning & Innovation	Reduces ability to ensure sufficient resources are available to support the Division.			\$13,491				\$13,491	-	-	60 . Reduce by 10% Professional Services	
Energy Planning & Innovation	Reduction may impact ability to ensure sufficient resources are available to the division.					\$51,771		\$51,771	-	-	61 . Reduce by 14% Other Services & Supplies	
Energy Planning & Innovation	Reduction will limit ability to consult Department of Justice on legal issues affecting programs and put at risk a legal response in case of lawsuit.			\$77,287				\$77,287	-	-	62 . Reduce by 45% Attorney General Fees	
Energy Facility Siting	Reduction will impact ability to ensure sufficient resources are available to the division.			\$60,194				\$60,194	-	-	63 . Reduce by 20% Other Services & Supplies	
Administrative Services	Reduction will limit ability to consult Department of Justice on legal issues affecting programs and put at risk a legal response in case of lawsuit.			\$39,429				\$39,429	-	-	64 . Reduce by 20% Attorney General Fees	
Energy Facility Siting	Reduction will reduce collaboration with other agencies on Siting projects.			\$69,560				\$69,560	-	-	65 . Reduce by 20% Special Payments	
Nuclear Safety & Emergency Preparedness	Reduction may impact ability to monitor Hanford activities.					\$84,280		\$84,280	-	-	66 . Reduce by 15% Professional Services	

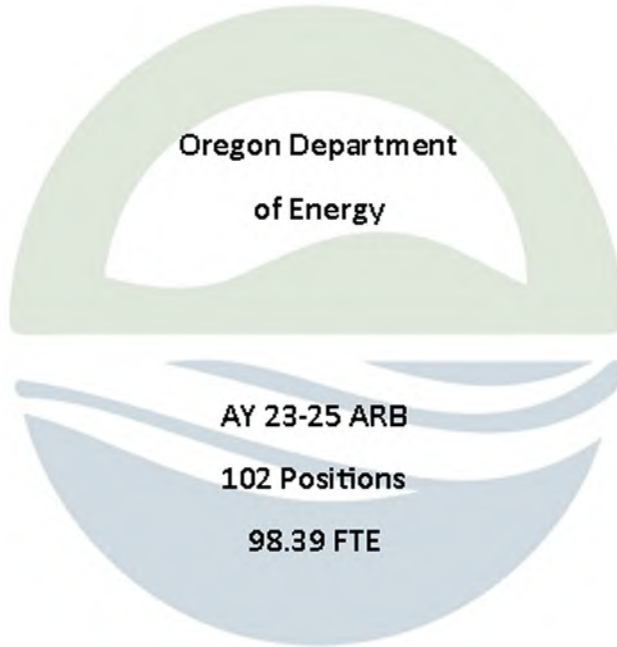
10% Reduction Options (ORS 291.216)

Activity or Program <i>(WHICH PROGRAM OR ACTIVITY WILL NOT BE UNDERTAKEN)</i>	Describe Reduction <i>(DESCRIBE THE EFFECTS OF THIS REDUCTION. IDENTIFY REVENUE SOURCE FOR OF, FF. INCLUDE POSITIONS AND FTE FOR 2023-25 AND 2025-27)</i>	Amount and Fund Type									Rank and Justification <i>(RANK THE ACTIVITIES OR PROGRAMS NOT UNDERTAKEN IN ORDER OF LOWEST COST FOR BENEFIT OBTAINED)</i>
		GF	LF	OF	NL-OF	FF	NL-FF	Total Funds	Pos.	FTE	
Administrative Services	Reduces ability to ensure sufficient resources are available to support the Department.			\$81,411				\$81,411	-	-	67 . Reduce by 20% IT Professional Services
Administrative Services	Reduces support for data system administration and reporting.			\$111,242				\$111,242	1	0.5	68 . Reduce by 100% Operations & Policy Analyst 2 (IT)
Administrative Services	Reduction to the ability to provide timely accounting services to the department.			\$115,763				\$115,763	1	0.5	69 . Reduce by 50% Accountant 3
Energy Facility Siting	Reduction will limit ability to consult Department of Justice on legal issues affecting programs and put at risk a legal response in case of lawsuit.			\$147,904				\$147,904	-	-	70 . Reduce by 19% Attorney General Fees
Energy Development Services	Reduces SELP accounting reporting and support.			\$153,857				\$153,857	-	0.5	71 . Reduce by 50% Accountant 3
Energy Planning & Innovation	Reduces energy expertise available for specialized energy fields.			\$222,483				\$222,483	-	0.5	72 . Reduce by 1 Operations & Policy Analyst 3
Administrative Services	Reduces ability of the department to develop communication tools and respond to public records requests.			\$147,297				\$147,297	-	0.5	73 . Reduce by 50% Operations & Policy Analyst 3
Administrative Services	Reduces ability to provide budgetary and financial analysis to support the Department.			\$163,006				\$163,006	-	0.6	74 . Reduce by 60% Fiscal Analyst 2
Energy Development Services	Reduce amount of incentive funds that could be made available to Oregonians.			\$1,183,301				\$1,183,301	-	-	75 . Reduce by 5% Special Payments (Incentive Programs)
Total		\$8,226	\$0	\$5,338,726	\$0	\$358,846	\$0	\$5,705,797	2	3.6	

Agency Summary



Agency Summary



Summary Cross Reference Number	Cross Reference Description	2019-21 Actuals	2021-23 Leg Adopted Budget	2021-23 Leg Approved Budget	2023-25 Agency Request Budget	2023-25 Governor's Budget	2023-25 Leg. Adopted Budget
100-00-00-00000	Energy Planning & Innovation						
	General Fund	-	-	-	99,680	-	-
	Other Funds	5,603,037	7,736,051	7,985,205	8,117,875	-	-
	Federal Funds	1,052,563	1,304,363	1,355,161	1,319,283	-	-
	All Funds	6,655,600	9,040,414	9,340,366	9,536,838	-	-
200-00-00-00000	Energy Development Services						
	General Fund	1,940,000	74,331,296	106,862,753	17,349,582	-	-
	Lottery Funds	3,023,362	3,022,570	3,022,570	1,439,160	-	-
	Other Funds	71,965,949	72,456,310	92,999,784	87,008,049	-	-
	All Funds	76,929,311	149,810,176	202,885,107	105,796,791	-	-
300-00-00-00000	Nuclear Safety & Emergency Response						
	General Fund	-	80,092	83,036	256,262	-	-
	Other Funds	858,817	902,044	916,374	737,174	-	-
	Federal Funds	1,360,012	1,572,127	1,960,538	2,213,730	-	-
	All Funds	2,218,829	2,554,263	2,959,948	3,207,166	-	-
400-00-00-00000	Energy Facility Siting						
	Other Funds	4,124,970	5,938,024	6,081,555	6,257,709	-	-
	Federal Funds	285,946	113,666	113,666	-	-	-
	All Funds	4,410,916	6,051,690	6,195,221	6,257,709	-	-

Summary Cross Reference Number	Cross Reference Description	2019-21 Actuals	2021-23 Leg Adopted Budget	2021-23 Leg Approved Budget	2023-25 Agency Request Budget	2023-25 Governor's Budget	2023-25 Leg. Adopted Budget
500-00-00-00000	Administrative Services						
	General Fund	-	-	-	948,471	-	-
	Other Funds	11,268,613	12,577,557	12,995,497	13,380,211	-	-
	Federal Funds	440,077	133,019	133,340	139,036	-	-
	All Funds	11,708,690	12,710,576	13,128,837	14,467,718	-	-
TOTAL AGENCY							
	General Fund	1,940,000	74,411,388	106,945,789	18,653,995	-	-
	Lottery Funds	3,023,362	3,022,570	3,022,570	1,439,160	-	-
	Other Funds	93,821,386	99,609,986	120,978,415	115,501,018	-	-
	Federal Funds	3,138,598	3,123,175	3,562,705	3,672,049	-	-
	All Funds	101,923,346	180,167,119	234,509,479	139,266,222	-	-

Revenues

The Department is predominately funded through the collection of fees for service, grants, assessments, and General Fund appropriations. With multiple funding streams that often have several fees associated, forecasting can be difficult. Cost recovery programs, such as Energy Facility Siting, have billing models that are reviewed periodically to ensure sufficient revenues are being generated. Federal awards have remained reliable but flat, with the exception of the State Energy Program grant, which increased. The increase in federal funds has been used to support additional activities at the Department that might otherwise have required Energy Supplier Assessment funds. In programs where federal funding has not increased, there is a heavier reliance on the Energy Supplier Assessment. The Department monitors funding streams regularly, continues to look for new funding opportunities, and generates operational efficiencies whenever possible.

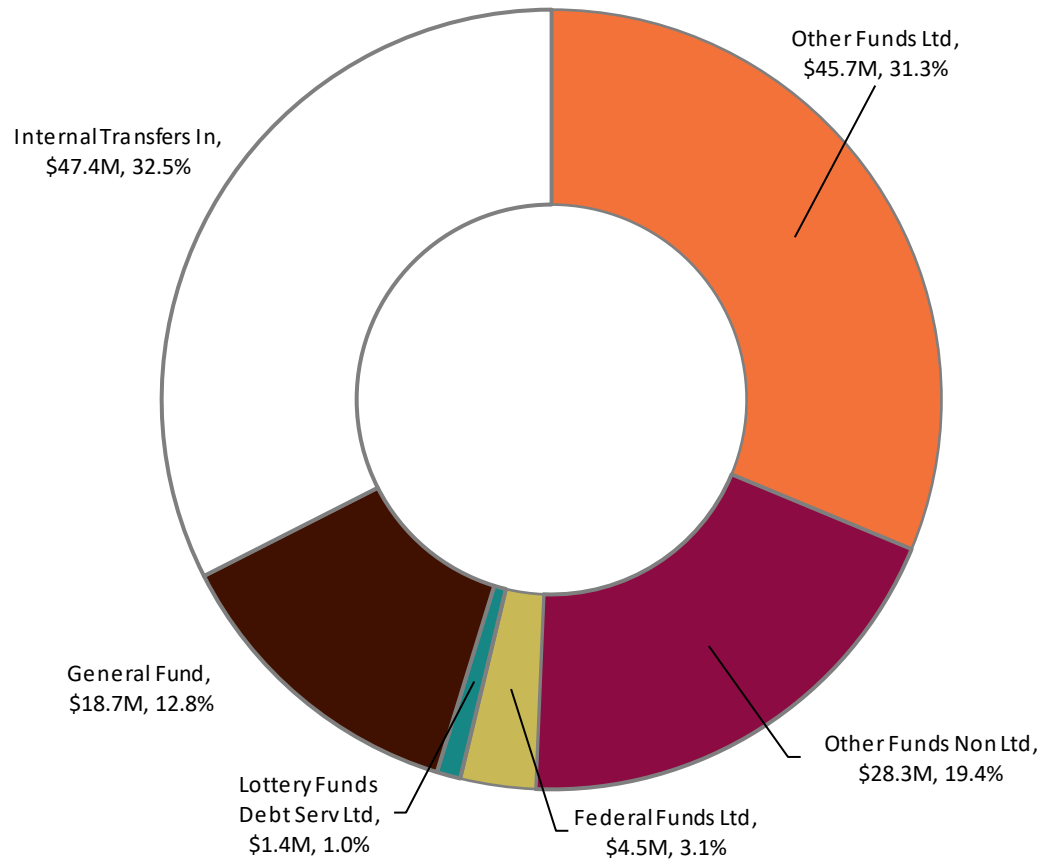
Lottery Fund Debt Service

- **Energy Efficiency Financing:** represents the debt service on bonding for this program.

Other Funds Non-Limited

- **Small Scale Energy Loan Program:** represents the amount of bond proceeds the Department can raise and the repayment of loans in the current portfolio.

Total Funds (less internal Transfers In) = \$98.6 M



Revenues

Other Funds Limited

- **Energy Supplier Assessment:** assessed on energy suppliers; supports programs throughout the agency.
- **Energy Facility Siting Application Fees:** application fees associated with the siting of facilities in Oregon. Fees also support cooperative agencies, local governments, and tribes.
- **Community Renewable Investment Fund, Rooftop Solar Investment Fund, Heat Pump Deployment Fund, and Residential Heat Pump Fund:** the Department has received one-time General Fund appropriations deposited as Other Funds distinct from the General Fund to support energy incentive programs established in statute.
- **Public Purpose Charge:** the Department receives revenue from the public purpose charge to provide administrative and technical support to schools and to assist large industrial facilities.
- **Renewable Energy Development Grant Program:** tax credits were last sold by the Oregon Department of Revenue in 2017. Proceeds were transferred to the agency, and grants were awarded to projects. However, the funds will not be dispersed to awardees until the projects are completed. The agency expects all remaining funds to be dispersed by the end of the biennium.
- **Northwest Power & Conservation Council:** Bonneville Power Administration provides funding to the department to fund two council members.
- **Energy Northwest:** fees are collected for the department to prepare emergency preparedness plans and to conduct drills.
- **Other Revenues:** the department collects revenues for a wide range of other activities including interest on cash balances, an agreement with Northwest Energy Efficiency Alliance to perform codes training, and fees for the State Energy Efficient Design program, and radioactive waste transportation oversight.

Federal Funds Limited

- **Hanford Cleanup Oversight:** grant awarded annually from the U.S. Department of Energy that funds the Department's Hanford oversight activities as well as the Natural Resource Damage Assessment. Funds are limited to specific and approved activities related to the Hanford site.
- **State Energy Program:** formula grant awarded annually from the U.S. Department of Energy that has a 20 percent match. It partially funds the Department's energy efficiency work, resilience activities, and alternative fuels policy development. Funds are limited to specifically funded activities.
- **Competitive Awards:** U.S. Department of Energy or other federal agencies issue competitive grant opportunities where the Department can directly or cooperatively receive funds for specific projects.
- **Other revenues:** includes federal funds not issued by the U.S. Department of Energy, such as the U.S. Department of Agriculture and the Western Governors Association.

Revenues

General Funds

- **Energy Incentive Programs:** extension of the Oregon Solar + Storage Rebate and Energy Efficient Wildfire Recovery Incentive programs.
- **Other:** represents funding for staff support in the Planning & Innovation, Nuclear Safety & Emergency Preparedness, and Administrative Services divisions, as well as assistance to address cashflow shortfalls in the Small Scale Energy Loan Program.

Internal Transfers

- **Small Scale Energy Loan Program:** funding transferred from Other Funds Non-Limited and General Fund to Other Funds Debt Services Non-Limited where bond payments are required to be paid from by statute.
- **Solar + Storage Rebate Program:** the department is requesting a General Fund appropriation, which would be transferred to the Rooftop Solar Investment Fund established in statute for this program.
- **Indirect Cost Pool:** represents revenue transferred from other divisions to Central Services for the purpose of covering the department's indirect costs.

DETAIL OF LOTTERY FUNDS, OTHER FUNDS, AND FEDERAL FUNDS REVENUE

Energy, Dept of
2023-25 Biennium

Agency Number: 33000

Cross Reference Number: 33000-000-00-00-00000

Source	2019-21 Actuals	2021-23 Leg Adopted Budget	2021-23 Leg Approved Budget	2023-25 Agency Request Budget	2023-25 Governor's Budget	2023-25 Leg. Adopted Budget
Lottery Funds						
Interest Income	24,495	-	-	-	-	-
Tsfr From Administrative Svcs	2,987,243	3,017,225	3,017,225	1,439,160	-	-
Total Lottery Funds	\$3,011,738	\$3,017,225	\$3,017,225	\$1,439,160	-	-
Other Funds						
Business Lic and Fees	4,924,294	5,280,256	5,280,256	5,280,256	-	-
Charges for Services	2,574,081	3,925,174	3,925,174	4,897,439	-	-
Admin and Service Charges	13,971,692	15,643,031	15,643,031	16,697,935	-	-
Fines and Forfeitures	1,732	5,700	5,700	5,700	-	-
Interest Income	175,055	176,900	176,900	176,900	-	-
Other Revenues	5,949	294,457	294,457	294,457	-	-
Transfer In - Intrafund	11,844,361	16,728,677	16,728,677	18,327,524	-	-
Transfer In - Indirect Cost	8,011,167	8,974,163	9,304,765	8,913,293	-	-
Transfer from General Fund	1,940,000	60,000,000	93,500,000	10,000,000	-	-
Tsfr From Administrative Svcs	139,202	-	-	-	-	-
Transfer Out - Intrafund	(11,506,402)	(15,643,032)	(15,643,032)	(17,241,879)	-	-
Transfer Out - Indirect Cost	(6,737,810)	(7,913,843)	(8,244,445)	(7,845,624)	-	-
Total Other Funds	\$25,343,321	\$87,471,483	\$120,971,483	\$39,506,001	-	-
Federal Funds						
Federal Funds	4,435,721	4,161,487	4,489,483	4,548,017	-	-
Transfer Out - Indirect Cost	(1,273,357)	(1,060,320)	(1,060,320)	(1,067,669)	-	-
Total Federal Funds	\$3,162,364	\$3,101,167	\$3,429,163	\$3,480,348	-	-
Nonlimited Other Funds						
Fines and Forfeitures	10,248	4,000	4,000	4,000	-	-
Refunding Bonds	24,483,571	-	-	-	-	-

DETAIL OF LOTTERY FUNDS, OTHER FUNDS, AND FEDERAL FUNDS REVENUE

Energy, Dept of
2023-25 Biennium

Agency Number: 33000

Cross Reference Number: 33000-000-00-00-00000

<i>Source</i>	2019-21 Actuals	2021-23 Leg Adopted Budget	2021-23 Leg Approved Budget	2023-25 Agency Request Budget	2023-25 Governor's Budget	2023-25 Leg. Adopted Budget
Nonlimited Other Funds						
Interest Income	10,738,256	8,115,868	8,115,868	8,115,868	-	-
Loan Repayments	25,366,055	20,150,770	20,150,770	20,150,770	-	-
Other Revenues	17,002	50,000	50,000	50,000	-	-
Transfer In - Intrafund	40,953,187	27,031,300	27,031,300	27,031,300	-	-
Transfer from General Fund	-	-	-	1,500,000	-	-
Transfer Out - Intrafund	(41,578,186)	(28,116,945)	(28,116,945)	(28,116,945)	-	-
Total Nonlimited Other Funds	\$59,990,133	\$27,234,993	\$27,234,993	\$28,734,993	-	-

DETAIL OF LOTTERY FUNDS, OTHER FUNDS, AND FEDERAL FUNDS REVENUE

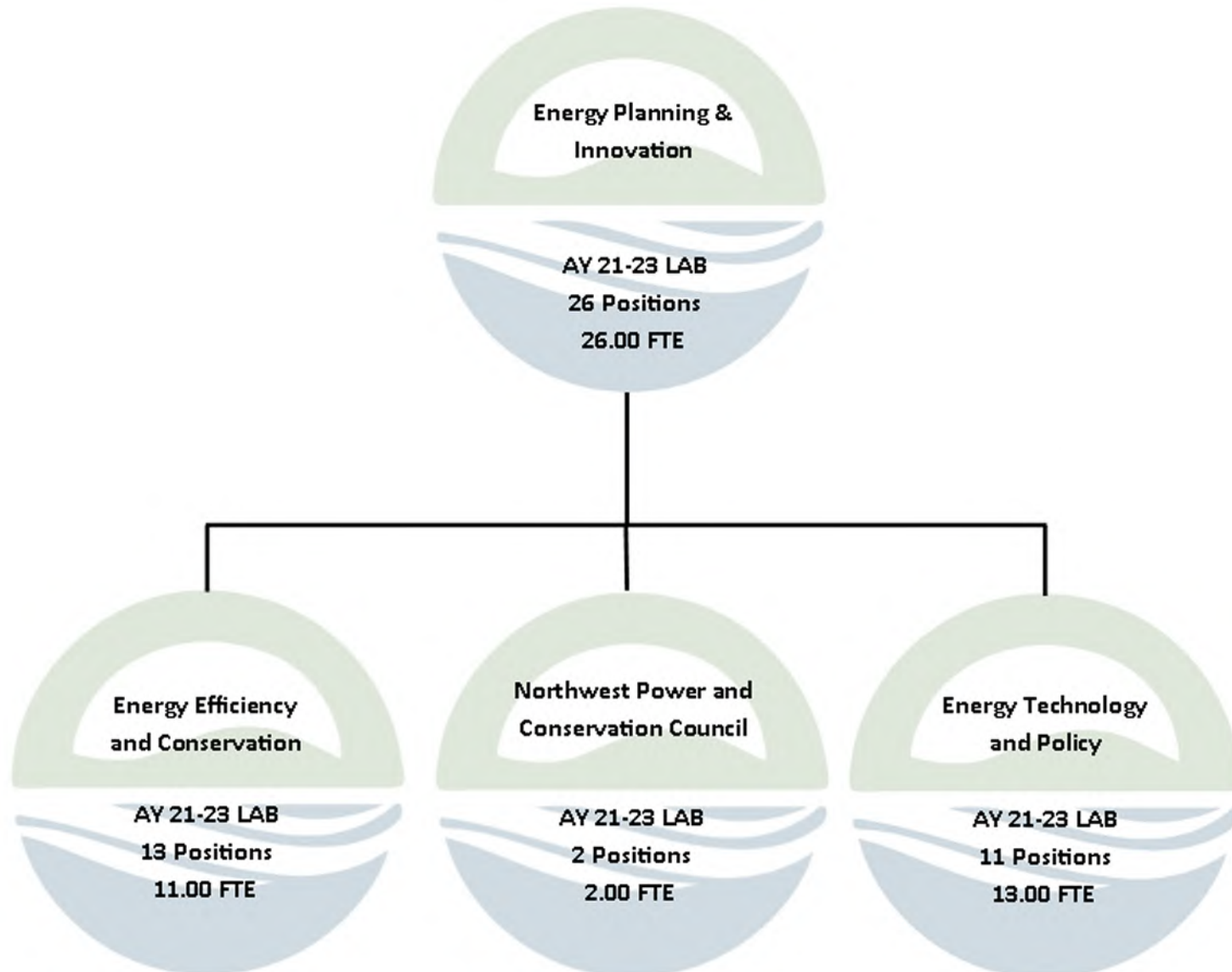
Source	Fund	ORBITS Revenue Acct	2019-21 Actual	2021-23 Legislatively Adopted	2021-23 Estimated	2023-25		
						Agency Request	Governor's	Legislatively Adopted
GENERAL FUND APPROPRIATION								
General Fund	8000	0050	-	70,831,296	70,831,296	18,653,995	-	-
General Fund	8030	0050		3,500,000	3,500,000	-		-
LICENSES AND FEES								
Business Licenses and Fees	3200	0205	-	-	-	-	-	-
Business Licenses and Fees	3400	0205	4,924,310	5,280,256	5,280,256	5,280,256	-	-
CHARGES FOR SERVICES								
Charges for Services	3200	0410	-	-	-	-	-	-
Charges for Services	3400	0410	2,574,084	3,925,174	3,925,174	4,897,439	-	-
Admin and Service Charges	3400	0415	13,971,692	15,643,031	15,643,031	16,697,935	-	-
FINES, RENTS AND ROYALTIES								
Fines and Forfeitures	3200	0505	10,247	4,000	4,000	4,000	-	-
Fines and Forfeitures	3400	0505	1,731	5,700	5,700	5,700	-	-
BOND SALES								
Refunding Bonds	3200	0575	124,202	-	-	-	-	-
Refunding Bonds	3230	0575	24,315,000	-	-	-	-	-
Dedicated Fund Obligation Bonds	3200	0560	-	-	-	-	-	-
Lottery Bonds	3400	0565	-	-	-	-	-	-
INTEREST EARNINGS								
Interest Income	4430	0605	24,496	-	-	-	-	-
Interest Income	3200	0605	10,738,255	8,115,868	8,115,868	8,115,868	-	-
Interest Income	3400	0605	175,058	176,900	176,900	176,900	-	-

DETAIL OF LOTTERY FUNDS, OTHER FUNDS, AND FEDERAL FUNDS REVENUE

Source	Fund	ORBITS Revenue Acct	2019-21 Actual	2021-23 Legislatively Adopted	2021-23 Estimated	2023-25		
						Agency Request	Governor's	Legislatively Adopted
SALES INCOME								
Sales Income	3200	0705	-	-	-	-	-	-
Sales Income	3400	0705	-	-	-	-	-	-
LOAN REPAYMENT								
Loan Repayments	3200	0925	25,366,056	20,150,770	20,150,770	20,150,770	-	-
OTHER								
Other Revenues	3200	0975	17,002	50,000	50,000	50,000	-	-
Other Revenues	3400	0975	5,949	294,457	294,457	294,457	-	-
Other Revenues	6400	0975	-					
FEDERAL FUNDS REVENUE								
Federal Funds	6200	0995	-	-	-	-	-	-
Federal Funds	6230	0995	-	-	-	-	-	-
Federal Funds	6400	0995	4,316,418	4,161,487	4,161,487	4,548,017	-	-
TOTAL			86,564,500	132,138,939	132,138,939	78,875,337	-	-

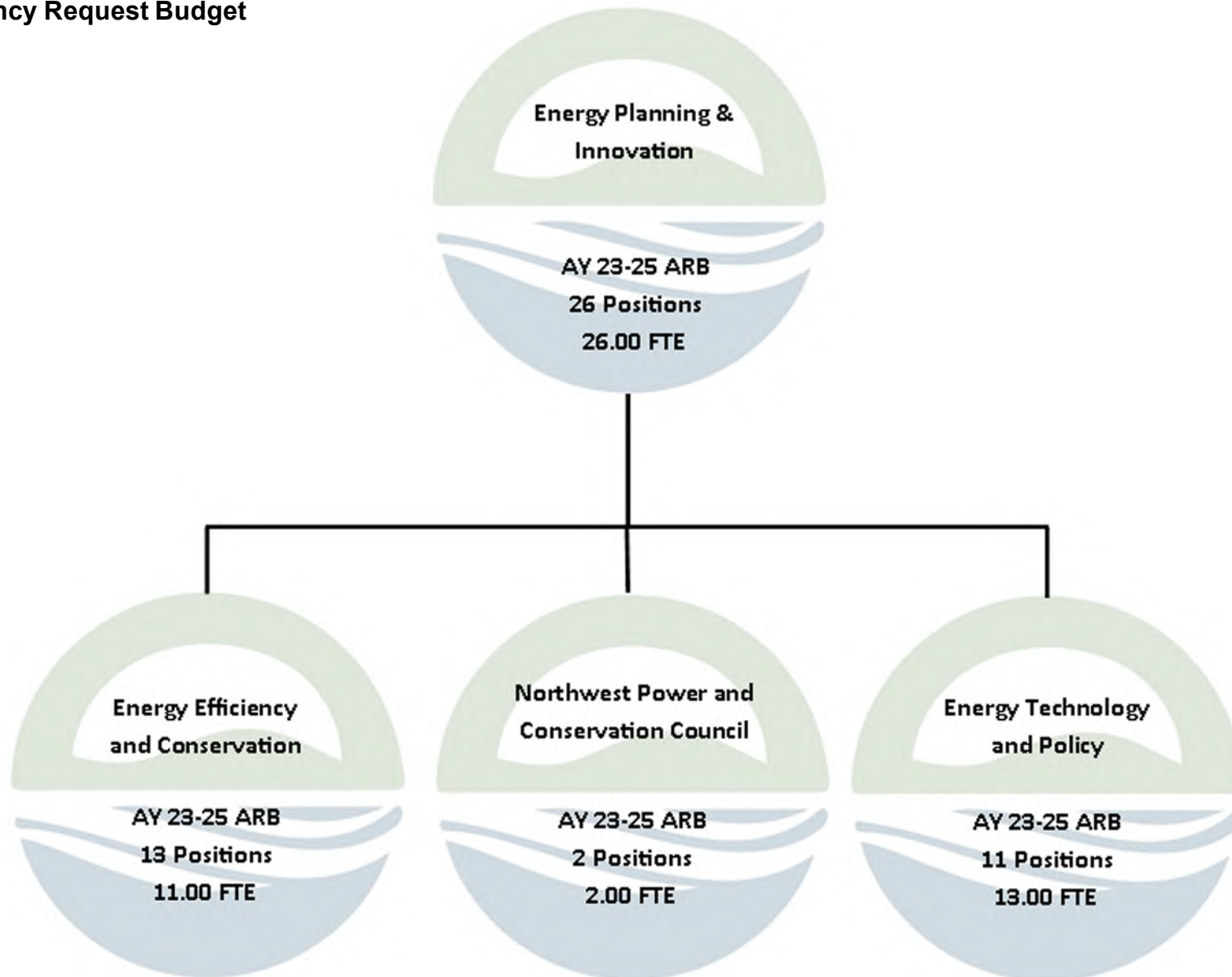
Energy Planning & Innovation Budget Narrative

2021-23 Legislatively Approved Budget



Energy Planning & Innovation Budget Narrative

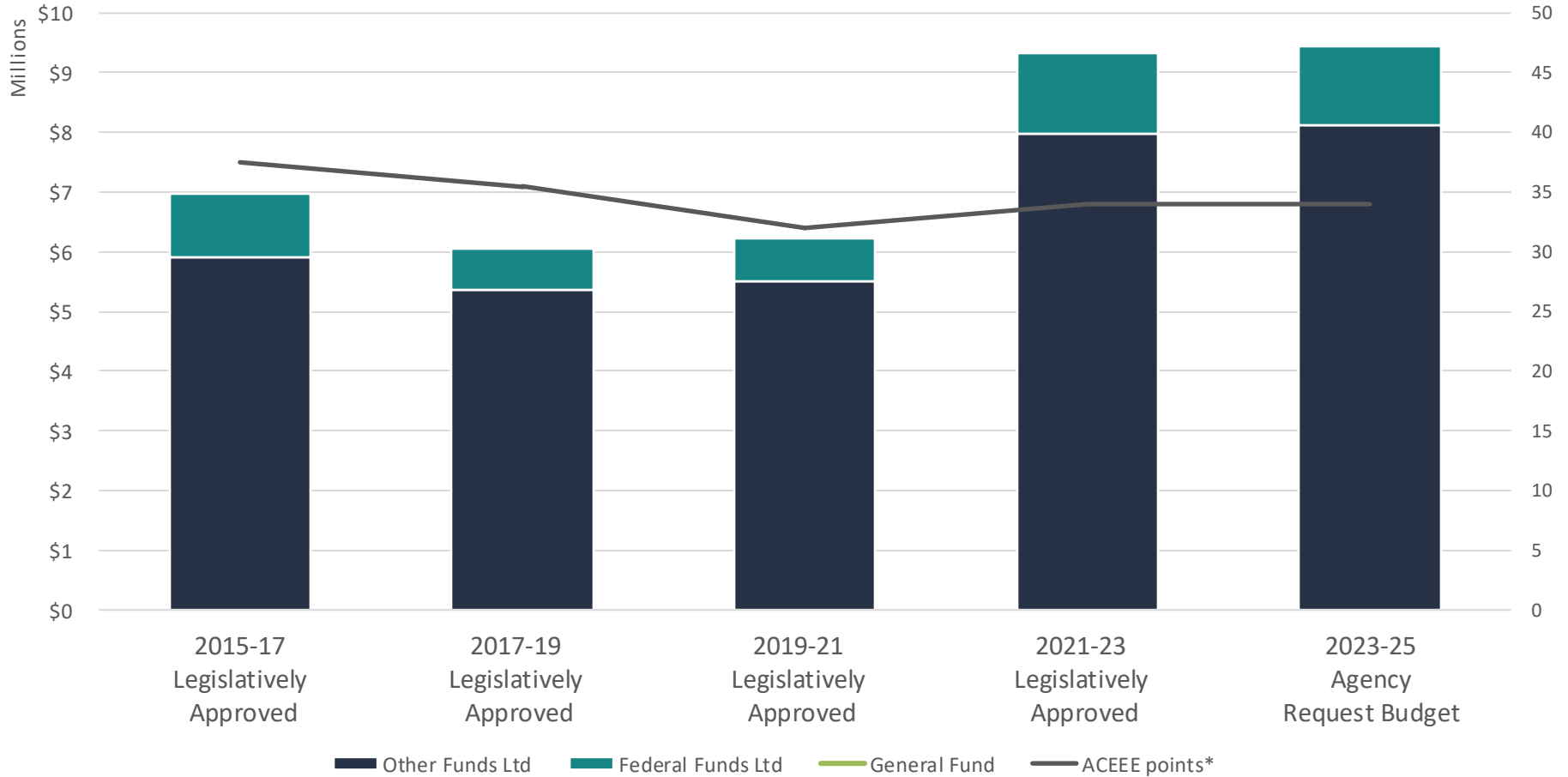
2023-25 Agency Request Budget



Executive Summary

Energy Planning & Innovation Budget Narrative

Primary Long-Term Focus Area: Responsible environmental stewardship
 Secondary Long-Term Focus Area: Safer, healthier communities
 Tertiary Long-Term Focus Area: Excellence in state government
 Primary Program Contact: Alan Zelenka, 541-228-6331



* *The American Council for an Energy Efficient Economy (ACEEE) is an independent nonprofit organization that annually issues a State Energy Efficiency Scorecard. The State Scorecard assesses state policies and programs that improve energy efficiency in homes, businesses, industries, and transportation systems.

Energy Planning & Innovation Budget Narrative

Program Overview

The Energy Planning & Innovation Division includes three sections: Energy Efficiency & Conservation, Energy Technology & Policy, and Northwest Power and Conservation Council. The Energy Efficiency & Conservation and Energy Technology & Policy sections collaborate with the Department's other divisions and stakeholders to meet the agency's mission and the energy efficiency and renewable energy goals of ORS 469.010. The work falls into several strategic areas within the Division's sections:

1. The Technology & Policy section focuses on renewable energy resources, utility planning, sustainable transportation, and climate change.
2. The Energy Efficiency & Conservation section provides analysis and technical assistance to cost-effectively improve energy efficiency in the public, residential, commercial, industrial, and agricultural sectors. It also supports advancement of energy efficiency standards and codes.
3. The Northwest Power and Conservation Council section contains the funding for Oregon's two council members on the NWPCC. The funding is provided by the Bonneville Power Administration.

The Division also includes rulemaking and legislative coordination activities to support the above work.

Program Funding Request

The Division's Agency Request Budget for the 2023-2025 biennium is \$9,536,838 total funds. This request assumes Federal Fund expenditures of \$1,319,283, Other Fund expenditures of \$8,117,875 and General Fund expenditures of \$99,680.

Program Description

Planning and Innovation's (P&I) central purpose is to provide information, analysis, technical assistance, and project management to: achieve cost-effective energy efficiency, promote an equitable energy transition, expand the use of renewable and alternative energy resources, promote sustainable transportation options, support more resilient energy infrastructure, and combat climate change.

ODOE operates as the State clearinghouse for energy related data and information. In support of this objective, the Division collects relevant and timely data and provides analysis to inform energy policy discussions, questions, and activities. A primary deliverable for this work is the Biennial Energy Report, which includes information on the energy Oregon generates, produces, and consumes; as well as analysis on key energy questions and discussions that are relevant to Oregon. This report is delivered to the Legislature on November 1 of each even-numbered year and informs a wide audience of Oregonians about energy topics.

Energy Planning & Innovation Budget Narrative

A major function of the Division, through the **Energy Efficiency & Conservation Section**, is to help increase efficiency and reduce energy use in support of the goals in ORS 469.010. The Division's energy efficiency activities focus on K-12 schools, public buildings, agriculture, and residential/commercial/industrial buildings and facilities.

The Division helps, through the **Technology and Policy Section**, diversify Oregon's energy use and production to include a larger share of renewable and cleaner alternative resources in support of the goals in ORS 469.010 to develop permanently sustainable and resilient energy resources. The Division collects data, information, and stakeholder/public input to inform energy-related policy discussions, including statewide planning for clean, reliable, and affordable clean energy solutions. It does this through its work on renewable energy, energy planning, alternative fuels, and resilience. The Division maintains expertise on traditional renewables resources such as wind and solar, as well as emerging technologies such as smart grid, demand response, energy storage, offshore wind, electric vehicles, renewable natural gas, and renewable hydrogen. ODOE also participates in regional discussion and provides information on market approaches to maintain grid reliability and the integration of intermittent renewable resources.

The Division also helps the agency design new programs for statewide delivery, such as the Solar + Storage Rebate Program, Energy Efficient Wildfire Rebuilding Program, forthcoming heat pump programs, and the Community Renewable Energy Grant Program.

Program Justification and Link to Long Term Outcomes

Primary Long-Term Focus Area: Responsible environmental stewardship. The Division's work links directly to this focus area by reducing greenhouse gas emissions that contribute to climate change and by improving air quality.

Maximize energy efficiency. Energy efficiency reduces greenhouse gas and toxic air pollutant emissions by reducing the amount of fossil fuels used. State-owned buildings in Oregon use approximately 193,400 MWh of electricity and 8 million therms of natural gas per year. The P&I Division reduces energy use in state-owned and other public buildings by helping entities become more efficient; this includes schools using funds under SB 1149 and public agencies participating in the State Energy Efficient Design (SEED) program. ODOE also provides technical assistance to homeowners, governments, businesses, agricultural producers, and industry; and develops policy options to keep efficiency improvement costs low for Oregon residents and businesses.

Diversify Oregon's power and transportation fuel resources. Renewable and cleaner alternative fuels result in lower lifecycle emissions of greenhouse gases and toxic air pollutants. Oregonians' electricity consumption resulted in about 19.6 million metric tons of greenhouse gas emissions in 2020, and this should decrease over time as renewable sources make up a larger portion of Oregon's electricity mix. The Division assists in administering the Renewable Portfolio Standard and develops policy options to further integrate renewable energy into the electricity grid. Oregon's transportation sector emitted about 28.4 million metric tons of greenhouse gases in 2020. The Division advances the development and use of alternative transportation fuels that emit fewer greenhouse gas emissions per mile driven, including natural gas, biofuels, and electricity.

Energy Planning & Innovation Budget Narrative

Secondary Long Term Focus Area: Safer, healthier communities

The Division's work supports safer and healthier communities by helping communities become more resilient, diversify their energy supply, and decrease their energy use. Climate change has direct impacts on Oregon communities. Changing seasonal temperatures can lead to increases in energy needs and costs. Climate change can also affect energy production, transmission, and distribution systems. For example, increasing wildfire activity has created disruptions in electricity transmission and increased management costs for utilities. The Division supports the transition to clean, low-carbon renewable energy in all sectors by providing information to inform discussions on opportunities and barriers, costs, the reliability of the energy system, and equity implications. The Division also provides information on how energy systems and energy users can be more resilient to the effects of climate change. In addition, P&I also focuses on providing information to utilities and local governments on the opportunities to increase resilience for unexpected and emergency events, such as a Cascadia Subduction Zone Earthquake or wildfire activity. The Division advances the use of renewable energy sources – such as wind, biomass, solar, and geothermal energy – in all parts of the state. Smaller, on-site distributed energy resources help make communities more resilient to energy supply and price disruptions. The efforts of the Division to advance the development and use of alternative transportation fuels also helps reduce pollutants from vehicle emissions, which improves the air quality and health of Oregon communities.

Tertiary Long Term Focus Area: Excellence in state government

The Division's work also links to excellence in state government by helping state agencies and local governments lead by example in energy efficiency, often helping them to save money through reduced utility bills. The Division provides expert technical assistance to businesses, government, and other stakeholders to help them identify, plan, implement, and certify energy efficiency and renewable energy projects throughout the state. P&I offers impartial and objective information about energy, engages in energy planning, and supports evaluation and development of emerging energy technologies and resources to help meet statutory goals for energy efficiency and sustainable energy resources.

Energy Planning & Innovation Budget Narrative

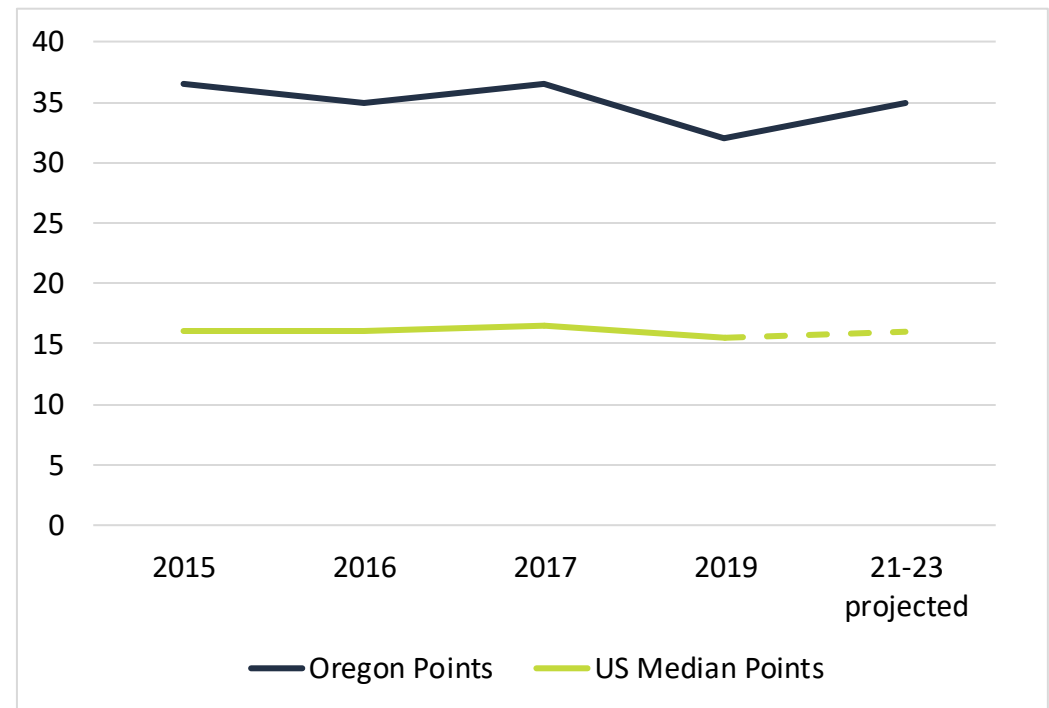
Program Performance

A performance metric for the program is the state scorecard published by the American Council for an Energy Efficient Economy. ACEEE scores state energy performance in six key areas, shown below. In 2020, Oregon ranked ninth in the nation (ACEEE did not provide scores in 2021). The program’s activities influence Oregon’s performance in each of these areas. Each year ACEEE has released scores (beginning in 2006), the organization has ranked Oregon in the top 10 states in the nation.

Points earned in the six key areas are compared to the median for all states in 2020. For the score, Oregon's individual area points are:

Categories	Total Points Possible	Oregon	Median All States
Total Score	50	32	15.5
State Gov’t Initiatives	6	5.5	6
Buildings Energy Efficiency Policies	9	7	5
Appliance Efficiency Standards	3	0	0
Utility & Public Benefits Programs	20	11	5.5
Transportation Policies	12	8.5	3.5

For the 2023-25 biennium, Oregon’s score will be influenced by improvements in building codes, appliance standards, new provisions for transportation electrification, and variables in the weighting of criteria by ACEEE.



Energy Planning & Innovation Budget Narrative

Enabling Legislation/Program Authorization

- ORS 469.229 through 469.261: energy efficiency/energy efficiency standards
- ORS 469.700 through 469.756: conservation programs for state and public buildings
- ORS 276.900 through 276.915: work on public buildings through the State Energy Efficient Design program
- ORS 757.612 and 470.800 through 470.815: school efficiency
- ORS 279C.527 through 279C.528: inclusion of solar and geothermal energy technology in public improvement contracts
- ORS 455.492 and ORS 455.511: energy codes and practices
- ORS 469.880 through 469.900: energy conservation work for commercial buildings served by consumer-owned utilities
- ORS 757.600 through 757.687: self-direction of the Public Purpose Charge for industrial customers
- ORS 469.703: energy performance scores for residential buildings
- Oregon Laws 2009, Chapter 750: energy performance scores for commercial buildings
- ORS 469A.005 through 469A.300: Renewable Portfolio Standard
- ORS 646.905 through 646.923: Renewable Fuel Standard
- ORS 526.274, 526.280 and 526.786: forest products and biomass authorization
- ORS 215.044 and 227.190: direct solar energy activities
- ORS 543.017: wave energy efforts
- ORS 552.125: geothermal work
- ORS 184.886 and ORS 267.030: clean transportation efforts, such as the Oregon Sustainable Transportation Initiative
- ORS 469.060 and 469.070: responsibility for the Biennial Energy Report and forecasting activities
- ORS 468A.220 through 468A.250 and ORS 757.522 through 757.538: greenhouse gas emissions reduction efforts
- ORS 469.110: authorization to intervene in other agency proceedings
- Executive Order 17-20: energy in the built environment
- Executive Order 17-21: accelerating zero emission vehicle adoption
- Executive Order 20-04: addressing climate change

Funding Streams

The Division receives most of its base funding from Other Fund revenues through the Energy Supplier Assessment and fees for services (such as NEEA), as well as the Public Purpose Charge. The Division also receives funding from the Bonneville Power Administration to fund two Oregon positions on the NW Power & Conservation Council. The Division receives Federal Fund revenue from the U.S. Department of Energy's State Energy Program (SEP) formula grant awards, which is expected to increase. The Department also pursues Federal and Other Fund grant opportunities to support the work of this Division, including recent awards from the U.S. Department of Defense and the U.S. Department of Agriculture.

Energy Planning & Innovation Budget Narrative

Expenditures

Budget Expenditure Comparison

Expenditures	2021-23 Legislatively Approved Budget	2023-25 Agency Request Budget	Percent Change
Other Funds Ltd	\$7,985,205	\$8,117,875	1.7%
Federal Funds Ltd	\$1,355,161	\$1,319,283	-2.6%
General Funds	\$0	\$99,680	N/A
Total Funds	\$9,340,366	\$9,536,838	2.1%
Positions/FTE	26/26.00	26/26.00	

Activities

The Division:

- Provides leadership on public building energy efficiency, renewable energy, clean transportation fuels, resilient energy systems, and reduction of greenhouse gas emissions.
- Promotes energy efficiency and renewable energy.
- Maintains expertise on emerging energy technologies.
- Provides educational and technical assistance to industry professionals, local governments, and the public.
- Provides liaisons to the State's Regional Solutions Teams, with staff located at the Metro Regional Solutions Center and at the South-Central Oregon Regional Solutions Center in Bend. The RSTs identify local priorities and bring state resources together to complete projects and solve problems.

Energy Planning & Innovation Budget Narrative

The work of the Division is diverse and discussed below through the four following categories:

1. Energy Efficiency
2. Renewable Energy, Electricity Systems & Planning, and Resilient Energy Systems
3. Sustainable Transportation
4. Climate Change

1. Energy Efficiency

Before the COVID-19 pandemic, in aggregate Oregon's electric utilities forecasted near-flat annual growth over the next 10 years; growth would effectively be met by energy efficiency, demand response, and renewable energy. ODOE programs and contributions to energy policy development enhances the overall state and regional energy efficiency effort.

The Division leads the State's efforts to cost-effectively improve the energy efficiency of schools and public buildings; provides tools and technical assistance to reduce energy use in the residential, commercial, industrial, and agricultural sectors through energy efficiency; advances industrial combined heat and power (CHP) on-site projects; investigates options to shift electricity loads off peak; and advances policies to reduce energy costs for Oregon households.

Energy Efficiency activities include:

Energy Efficient Schools (Including Public Purpose Charge SB 1149 Schools)

The Division's energy efficient schools program has worked with schools in every district across the state. The Public Purpose Charge SB 1149 Schools Program covers about 820 K-12 public schools that educate 390,000 students annually. The Oregon Legislature authorized this work with SB 1149 (1999), which took effect in 2002. Over time, there have been some changes, but this legislation provides for the collection of a 1.5 percent public purpose charge from Portland General Electric and Pacific Power customers. The annual allocation for eligible school districts is 20 percent of the public purpose charge collected and must be used for energy efficiency measures and fleet electrification.

The Department's role is to establish guidelines based on the legislation for the use of these funds, collect and analyze energy use information, and provide technical support for energy efficiency audits. The Department also reports to the Legislature through the biennial Public Utility Commission report on the effectiveness of the program.

The Division collaborated with the PUC to produce the 2019-2021 Biennial Report to the Legislature on Public Purpose Charge Receipts and Expenditures in late 2021. For that period, school districts invested \$17.2 million of Public Purpose funds in energy efficiency upgrades to existing school educational buildings, and saved on an annual basis 12.7 million kWh, 587,000 therms, and \$1.4 million. These savings continue year-after-year for the life of the installed energy efficiency measures.

Energy Planning & Innovation Budget Narrative

The objectives of ODOE's energy efficient schools work are to return money to the classroom, improve the learning environment, and enhance student and teacher performance. This is accomplished by accelerating energy efficiency along with health and safety upgrades in K-12 public schools. The program provides information about energy savings associated with upgrades and helps school districts analyze financing and payback for individual energy efficiency measures and fleet electrification. Program costs are minimized by leveraging resources throughout the State and utilizing utility incentives and grant monies from other sources.

Public Building Energy Efficiency

The State Energy Efficiency Design (SEED) program was established in 1991 to reduce energy use in new and significantly renovated public buildings, which can serve as models for others (ORS 276.900-915). To achieve this outcome, Division staff participate in the design of state building projects to incorporate energy efficiency measures, with the goal of exceeding the energy conservation provisions of the Oregon State building code by at least 20 percent. The Division recommends energy saving measures during design and reviews the plans to ensure targets are achieved. Tasks include measuring building performance, assessing cost-effective energy efficiency measures, identifying finance and funding opportunities, and documenting energy saving outcomes. Typical measures adopted include energy efficiency improvements for lighting, controls, windows, and heating, ventilation, and air conditioning equipment. For existing buildings, agencies are working toward tracking the efficiency of their buildings compared to high-performance standards from ASHRAE, the American Society of Heating, Refrigerating and Air Conditioning and Engineers. Agencies have collaborated under Executive Orders 17-20 and 20-04 to address energy efficiency in the built environment. The Oregon Department of Energy is working with appliance standards and energy codes stakeholders, including consulting and collaborating with Building Codes Division, to advance Oregon's energy code.

Energy management and implementation plans for state agencies include benchmarking building energy use, identification of cost-effective retrofits and operations practices, and targeted energy audits. Benchmarking allows an approach to prioritize based on building performance and gives agencies an informed process and clear goals.

Results from this program can be used to inform energy saving opportunities in other public and commercial buildings. This is a critical piece of the State's larger efforts to increase market transformation and facilitate implementation of energy efficiency through institutional retrofits, collaborative financing, streamlined procurement, and identification of best practices and innovative approaches.

Commercial, Industrial, and Agricultural Energy Efficiency

The Division works with businesses, industries, and state agencies to achieve energy savings in new and renovated buildings and other facilities, saving energy and serving as a model for other sectors. Industrial customers include the wood products, food processing, metals, and high-tech manufacturing industries.

The Division provides support for the development of commercial energy scoring and benchmarking, based on information and methods piloted and demonstrated for state agency and school energy reporting managed through the SEED and Energy Efficient Schools programs.

Energy Planning & Innovation Budget Narrative

The Division administers industrial efficiency projects under the Public Purpose Charge (SB 1149, 1999) self-direction program. Large electric consumers (with site usage over one average megawatt or 8,760,000 kilowatt hours per year) may be eligible to self-direct a portion of their public purpose charges. Produced with the Public Utility Commission, the 2021 Biennial Report to the Legislature on Public Purpose Charge Receipts and Expenditures for the period July 2019 to June 2021 showed that industrial customers invested almost \$2.6 million of Public Purpose funds in energy efficiency upgrades and renewable energy certificates to existing facilities and saved \$6.9 million kWh and \$433,000. These savings continue year-after-year for the life of the installed energy efficiency measures.

The Division, through the USDA-funded Oregon Rural and Agricultural Energy Audit program, is working to provide energy audits to farmers and rural small businesses. These audits and resulting energy performance data will enable the recipients to move forward with a variety of efficiency projects, which can significantly reduce operational costs. To date, the program has completed four audits, engaged 17 businesses or farms, and attended four outreach events.

Residential Energy Efficiency

Residential and commercial technical staff serve as members of the Northwest Power and Conservation Council's Regional Technical Forum and its Policy Advisory Committee, aligning the agency's efforts with regional savings and measuring methodology, program approaches, and assumptions. Staff work with code agencies and standards authorities to design and implement above-code and appliance and equipment standard specifications for the Oregon market.

The Division implements and supports the Home Energy Performance Scoring administrative rules. With the adoption of administrative rules in 2010 and 2014, the Division oversees the professional training component of contractor licensing, coordination with the Construction Contractors Board, and a Technical Review Panel of stakeholders. This process informs program revisions, software calibration, and market impact analysis. The cities of Portland, Milwaukie, and Hillsboro have adopted ordinances requiring mandatory home energy scores and energy use information, and have completed close to 32,000 home scores using the ODOE-approved home energy scoring system. The Division provides support for scoring systems to jurisdictions statewide.

Codes and Standards

The Division supports the Commercial Energy Code with training for industry and trade allies. In close coordination with Building Codes Division (BCD), staff identifies opportunities for industry training, including targeted geographic and market-specific training sessions. In 2020, the Division worked with BCD staff and stakeholders and supported new amendments to the Residential Energy Code, which was adopted in 2021. The Division also serves on the Construction Industry Energy Board, which provides energy technical expertise in the building codes process. The new residential code currently leads the nation in energy efficiency. In 2018, a new commercial code was adopted, with support from the Division, keeping Oregon's codes in the top tier nationwide. The commercial code became effective in 2019 with the next effective cycle beginning in 2023. These new codes will keep Oregon on track to meet its code goals set forth in Governor Brown's Executive Order 17-20 to accelerate energy efficiency in the built environment. As part of Executive Order 20-04 ODOE will assist BCD in developing building energy efficiency goals for 2030 that are 60% below 2006 levels.

Energy Planning & Innovation Budget Narrative

2. Renewable Energy, Electricity Systems & Planning, and Resilient Energy Systems

The Division implements laws and develops policies to enable the responsible development of Oregon's diverse energy resources for electricity and thermal needs, advances projects (such as energy storage) to maximize the use of more clean energy to produce Oregon's electricity and evaluates barriers and opportunities to improve the performance of transmission and distribution systems.

Major focus areas include:

Renewable Portfolio Standard

The Renewable Portfolio Standard (RPS), passed in 2007 and modified in later sessions, requires all utilities and electricity service suppliers serving Oregon customers to meet a percentage of electricity needs with qualifying renewable energy resources. The RPS relies on verified outputs from eligible generating units tracked through the Western Renewable Energy Generation Information System (WREGIS). Division staff review and certify generating facilities as RPS-eligible and represent Oregon on the WREGIS board. Under the law, Oregon's two largest utilities (PGE and PacifiCorp) are required to obtain 50 percent of their retail electricity needs in Oregon from renewable resources by 2040 (with interim requirements), and consumer-owned electric utilities in the State are required to achieve targets based on the utilities' share of the State's retail electricity consumption, from 5 percent up to 25 percent by 2025. The Division led a rulemaking to qualify certain forms of renewable thermal energy as eligible facilities to generate Thermal Renewable Energy Certificates (TRECs) which are then certified by WREGIS. The rule was implemented, and the Division received its first application for TRECs from Gresham wastewater treatment plant in 2018 upon which we certified their facility as eligible.

Resource Planning and Emerging Technologies

Oregon's electricity supply is transitioning to cleaner sources over time, in part due to the State's renewable energy and greenhouse gas reduction goals, but more recently because of Oregon's new 100% Clean Electricity bill (HB 2021 in 2021). This bill requires PGE and PacifiCorp to have 100% of their supply from clean carbon-free sources by 2040. As the power supply transitions, emerging technologies such as smart grid, demand response, energy storage and batteries, and market approaches to balancing energy supply and demand will help maintain grid reliability with the growth of intermittent renewable resources, such as wind and solar. Division staff recently completed an analysis of issues around participation in a regional transmission organization (RTO). SB 589 (2021) required ODOE to identify the opportunities, challenges, and barriers to Oregon entities participating in an RTO. Pursuant to SB 589, the Oregon Department of Energy appointed a diverse group of stakeholders to the Oregon RTO Advisory Committee to provide feedback and perspectives that were foundational to the implementation of the bill. The Department is also finalizing similarly designed studies on renewable hydrogen, floating offshore wind, and small-scale community renewable electricity systems.

Division staff, assisted by a contract with the Washington State Department of Commerce, also annually analyze and publish the mix of resources that make up the electricity supplied to Oregon customers by each electric utility in order to measure progress toward state goals from the electricity sector. The agency has an interactive webpage displaying the information from the Electricity Resource Mix and specific utility data. In 2019, the

Energy Planning & Innovation Budget Narrative

Division developed and published the Oregon Solar Dashboard, an interactive web platform that highlights solar power developments in Oregon and how solar development has grown in the state over the last 20 years.

Division staff lead the development of the Biennial Energy Report and conduct research and policy reviews to support technology reviews and policy discussion papers. The Division actively participates in numerous technical working groups to advise the Northwest Power and Conservation Council as it developed the region's 2021 Northwest Power Plan. The Division also tracks matters before the Oregon Public Utility Commission, such as utility Integrated Resource Plans, energy storage requirements, transportation electrification plans, and smart grid planning to encourage alignment with state goals and support Oregon electric utilities' plans to introduce more renewable energy into their portfolios. The Division also created a Resilience Guidebook providing information to utilities and local governments on how to plan for and create opportunities to increase resilience for unexpected and emergency events, such as a Cascadia Subduction Zone Earthquake or wildfire activity. The Guidebook provides information about the use of on-site renewable distributed energy resources help make communities more resilient to energy supply and price disruptions.

Resource planning also includes efficient use of natural gas and alternative fuels. Division staff also work with utility and industry stakeholders to evaluate the opportunities and barriers for combined heat and power, and waste heat recovery projects that help industrial facilities use waste heat from onsite power generation in their production processes and reduce the cost of energy for Oregon manufacturers. The Division also undertakes broader evaluations of thermal energy policy to identify opportunities for efficiency, diversification, and resilience. The Department was also a key policy advisor for the Oregon Department of Transportation's Transportation Electrification Infrastructure Needs Assessment study that provided a thorough overview of gaps in statewide charging infrastructure for electric vehicles. The agency also provided expertise and input on ODOT's State Plan that is prerequisite to receiving funds through the Joint Office of Energy and Transportation to provide grants for EV charging infrastructure in Oregon.

Renewable Energy Resources

Development of diverse renewable energy resources is an important pathway toward moving to a cleaner energy supply mix. Division staff address renewable energy market obstacles and opportunities through policy analysis, technology research, program development, technical assistance, and stakeholder engagement.

HB 2021 created a \$50 million fund at ODOE to provide grants for planning and developing community renewable energy and energy resilience projects. The Division provided technical and program design assistance in the development of the Community Renewable Energy Grant Program, which is administered by the Energy Development Services Division.

HB 2021 also requires ODOE to convene a workgroup to examine opportunities to encourage development of small-scale and community-based renewable energy projects in Oregon that can contribute to economic development and local energy resilience. To meet the study objectives, the hosted four workshops to investigate topics including opportunities and models for diverse access and ownership, opportunities and barriers to project development, economic benefits, costs, and rate impacts of projects, and potential contributions of projects to local energy resilience. The

Energy Planning & Innovation Budget Narrative

agency is currently drafting the final report for the work group, which may include recommendations to encourage small-scale renewable energy projects in Oregon. The study is due to the Legislature on September 30, 2022.

The Legislature in 2021 requested the agency to investigate and report on the issues associated with developing floating offshore wind. HB 3375 (2021) requires ODOE to develop a legislative report that identifies the benefits and challenges of integrating up to 3 GW of floating offshore wind by 2030. The Floating Offshore Wind Study has completed a literature review of relevant studies, four stakeholder meetings to collect input and information, and is developing the final report. The study will be submitted to the Legislature by September 15, 2022.

SB 333 (2021) requires ODOE to conduct a study on the total amount of hydrogen currently used in Oregon; the potential applications for renewable hydrogen by 2030; the potential for coupling renewable electricity generation with renewable hydrogen production to increase resiliency or provide flexible loads; how forecasted costs for renewable hydrogen could affect adoption in Oregon; and the technological, policy, commercial, and economic barriers to adoption of renewable hydrogen in Oregon. The Agency pulled together renewable hydrogen experts as a Technical Advisory Committee to inform the development of the study and has presented different aspects of the study in two public meetings. The study is due to the Legislature on September 15, 2022.

The Division also provided the technical staff and oversight for key components of the Oregon Renewable Energy Siting Assessment, a grant awarded to ODOE by the U.S. Department of Defense to assess the opportunities and constraints of renewable energy development in the State. The Division supported this effort by coordinating state agencies and leading the RFP development for consulting work to inform the Assessment, and by providing guidance and oversight as the consultants conducted research and finalized the deliverables.

The Division is collecting data on renewable resources to display on a webpage dashboard the available location and size of renewable energy (and traditional generation resources) in Oregon.

The Division also administers the 1.5% for Green Energy Technology program to install new renewable energy projects in new public buildings.

3. Sustainable Transportation

Oregon uses approximately 2 billion gallons of gasoline and diesel every year. The transportation sector fuel consumption has cost Oregonians, on average over \$7 billion annually; and because 98 percent of transportation fuels are imported into the State, the majority of those dollars are not retained in Oregon. Division staff acquires and evaluates fuel use data in Oregon to measure progress in reducing fuel consumption and greenhouse gases. It also evaluates and analyzes alternative fuels that can also reduce greenhouse gas emissions in the transportation sector. In a collaboration with ODOT and DEQ we created cost comparison tools and guidebooks to help Oregon organizations electrify their transit and school bus fleets.

The Division focuses on sustainable transportation solutions by collaborating with state agency partners to increase the use of alternative transportation fuels in the Every Mile Counts Initiative, utilization of alternative fueled vehicles (e.g., electric vehicles), and the necessary new

Energy Planning & Innovation Budget Narrative

infrastructure. It also supports transportation electrification planning, and tracks and reports progress on the state's EV adoption targets. The agency launched the *Go Electric Oregon* website designed to share milestones toward our ZEV goals, education about electric vehicles and charging, information on state rebates and other incentives, and stories about Oregonians who have made the switch to electric. It developed and maintains the Oregon Electric Vehicle Dashboard to share information about Oregon electric vehicle adoption rates, most popular EV models, charging information, and more. As of April 2022, Oregon has more than 50,000 registered ZEVs. The Division also participates in the Zero Emission Vehicle Interagency Working Group (ZEVIWG), which is charged with implementing the Governor's Executive Order 17-21 to accelerate zero emission vehicle adoption in Oregon to reduce greenhouse gas emissions and address climate change. The working group is led by ODOT and includes DEQ, the DAS, and the PUC, and works with stakeholders across the State. In addition to these efforts, the Division is responsible for the development of the Biennial Zero Emission Vehicle (BiZEV) report required by SB 1044 (2019). The first report was provided to the Legislature in September 2021. The report provides information on ZEV adoption trends in Oregon, progress on the State's ZEV targets, data on access to ZEVs and charging infrastructure, and efforts by utilities to prepare for higher ZEV fueling on their systems. The Division's electric vehicle mapping project provides Oregon's consumer-owned utilities with information about where electric vehicles are charging on their systems to support growing EV adoption in Oregon.

4. Climate Change

The Division supports the State's climate goals through work on both mitigation of greenhouse gases and adaptation to the impacts of climate change on our state, especially the energy sector. P&I staff are also working to implement the Governor's climate change Executive Order 20-04 and collaborating with other agencies to reduce emissions from the transportation sector through the Every Mile Counts Initiative.

The Governor's Executive Order 20-04 established new increased GHG reduction targets of 45 percent below 1990 levels by 2035 and 80 percent by 2050. It also directed all state agencies to consider a climate lens in their work and accelerate GHG reductions where possible and directed DEQ to create a sector-specific cap & reduce program that will cap GHG emissions from transportation fuels, natural gas, and industry. It also will double the Clean Fuels program from 10 to 20 percent by 2030, then 25 percent by 2035 – the most ambitious standard in the country. ODOE will assist its sister agencies in the completion of these directives. ODOE had two specific directives under this executive order: one to update appliance standards to equal or better the highest standards among West Coast jurisdictions, and another to working with the Building Codes Division to improve the efficiency statewide building codes. ODOE is also working with Building Codes Division and stakeholders to develop Energy Reach Codes for commercial and residential construction. Reach Codes could prepare the market for subsequent codes and could also be adopted as local amendments by jurisdictions to accelerate energy efficiency gains and GHG reductions. In 2020 the Division adopted efficiency standards for 11 different products through administrative rule. HB 2062 conformed statute to those recently adopted rules, as specified in ORS 469.261. These new standards will save Oregonians money, promote energy conservation in Oregon, reduce energy and water use, reduce greenhouse gas emissions, and align West Coast market standards. ODOE estimates that the energy efficiency standards established and increased in HB 2062 represent a greenhouse gas reduction of nearly 50,000 metric tonnes of annual CO₂ emissions in 2025 and a reduction of over 100,000 metric tonnes of CO₂ emissions in 2035 to contribute to Oregon's greenhouse gas reduction goals. These standards also are estimated to lead to nearly \$30 million of annual energy cost saving for Oregonians in 2025, increasing to nearly \$100 million in savings by 2035.

Energy Planning & Innovation Budget Narrative

To help the State achieve its carbon reduction goals, the Division also works cooperatively with other state agencies. P&I staff supports the Energy Facility Siting Division to implement the carbon dioxide standard; and facilitates the Built Environment Efficiency Working Group, the Energy Code Stakeholder Panel, and the Zero Emission Vehicle Interagency Working Group.

The Division is developing a comprehensive state-specific climate vulnerability assessment for the energy sector. A climate vulnerability assessment is a systemic process to analyze the degree of risk posed by different climate hazards to various systems and assets. The assessment provides information about the magnitude and timing of climate threats at the geographic scale and level of detail that planners and policymakers need to identify and prioritize adaptation strategies and actions for high-risk assets. ODOE's analysis will include an evaluation of the risks and vulnerabilities to infrastructure and planning processes—inclusive of electric, natural gas, and liquid fuels production and delivery systems. This study will help identify and anticipate the sector's vulnerabilities, so that the energy sector may better meet its objectives to produce safe and reliable energy. The assessment should provide a strong foundation for identifying gaps and opportunities to make investments that maximize community energy resilience. The final product can also serve as a framework for other sectors to conduct their own assessments.

The Division also provides administration and analytical staff support for the Oregon Global Warming Commission, which was created in 2007 by HB 3543. The Oregon Global Warming Commission is responsible for developing recommendations to meet the State's greenhouse gas reduction targets, implementing an educational strategy on climate change issues, and addressing those impacts for Oregon.

The Division is helping the Commission develop the Roadmap to 2035 that will provide specific recommended actions to meet our statewide greenhouse gas emission reduction goals in Executive Order 20-04. The Division is working to analyze and identify actions across all sectors that can reduce greenhouse gas emissions while continuing to grow Oregon's economy and enhance equity and quality of life of all Oregonians. These potential actions are to serve as inputs for consideration by the Governor, legislature, and policy makers to develop a plan for Oregon to meet its GHG emissions reduction targets, known as the Roadmap to 2035. The Transformational Integrated Greenhouse Gas Emissions Reduction (TIGHGER) Project, funded by a grant from the U.S. Climate Alliance, is the name of the effort that will help the Commission develop a new Roadmap to 2035. Based on analysis and stakeholder input, the project will identify a suite of ambitious, transformative, and financially realistic economy-wide decarbonization actions and pathways that could be used to reach Oregon's target of at least 45 percent below 1990 emissions levels by 2035.

Division Context/Additional Background

The Division is impacted by the following factors or drivers:

- **Oregon's Energy Goals in ORS 469.010.**
 - Maximizing energy efficiency
 - Developing sustainable energy resources
 - Encouraging energy-efficient modes of transportation

Energy Planning & Innovation Budget Narrative

- **Continued Leadership in Energy Efficiency.** Efficiency is expected meet most of Oregon's load growth at costs below the cost of new electricity generation facilities.
- **Continued Development of Clean Energy.** Oregon is rich in renewable resources, and renewable energy resources will be required to meet load growth, replace phased-out fossil fueled resources, and provide 100% clean electricity by 2040. These clean energy sources can help reduce air pollution and create new jobs during their construction and operation.
- **Reducing Carbon Emissions.** Renewables and energy efficiency investments will help Oregon reduce our carbon emissions. The Department provides staffing to the Oregon Global Warming Commission to conduct the TIGHGER project and develop the Roadmap to 2035. It also works with other agencies to adapt to and mitigate climate change.
- **Oregon's Role in Regional Energy Planning.** Oregon's energy work aligns with larger efforts to achieve energy efficiency at lower cost, broaden access to conservation programs, and develop and deliver cost-effective, reliable, renewable energy. Regional transmission planning is organized primarily through the Western Electricity Coordinating Council and Western Governors' Association. Through the Pacific Coast Collaborative, state and provincial leaders collaborate on efforts to develop and implement alternative fuel infrastructure.

Revenue Sources

The Division receives most of its base funding from Other Fund revenues through the Energy Supplier Assessment and fees for services. In addition, the Division receives some Federal Fund revenue from the U.S. Department of Energy's State Energy Program formula grant and competitive grant awards.

Specifically, revenue sources include:

- Fees designed to provide cost recovery for administration of SB 1149 funds and the SEED Program
- Energy Supplier Assessment
- Competitive grants for various projects
- Contract with Northwest Energy Efficiency Alliance for building codes work
- Funds from the federal U. S. Department of Energy's State Energy Program (SEP)

Packages

Energy Planning & Innovation Budget Narrative

Essential Packages

Purpose: The essential packages present a budget adjustment needed to bring the base budget to Current Service Level (CSL), the calculated cost of continuing legislatively approved programs into the 2023-25 biennium.

How Achieved: See individual package captions.

Staffing Impact: None.

Revenue Sources: Federal State Energy Program revenues are shifted from Energy Development Services Division.

010 Non-PICS Personal Services/Vacancy Factor

Standard inflation of 4.3 percent on non-PICS items such as temporaries, overtime, differentials, and unemployment compensation, including OPE associated with each item. Also includes adjustments to the vacancy factor.

Package Total: \$20,060

022 Phase out Programs and One-time Costs

Package Total: (\$277,767)

031 Standard Inflation

Application of inflation factors set out in the budget instructions.

Package Total: \$75,193

050 Fund Shift

Expenditures moved from Other Funds to Federal Funds

Package Total: (\$116,131) FF, \$116,131 OF

Energy Planning & Innovation Budget Narrative

Policy Package 101 – GIS Research Analyst

Purpose:

The Oregon Department of Energy has heard from decision-makers, energy providers, community organizations, and other stakeholders that energy-related analyses that can be presented as data dashboards and maps are insightful information for understanding Oregon's energy system. ODOE's current data dashboards and map tools — such as the Electric Vehicle Dashboard, Electricity Resource Mix, and Solar Dashboard, as well as interactive maps to Find Your Utility and view Energy Facility Siting Council-jurisdiction energy facilities — are among the agency's most-visited web pages. Additional data analysis that can serve as the basis for agency products like dashboards and energy related maps would be useful, but the agency lacks geospatial data analysis expertise to collect, interpret, and develop geospatial data for additional agency programs and projects. Data visualizations and maps provide easily digestible information for decisionmakers, energy providers, energy technology developers, local governments, Tribes, local communities, community organizations, non-governmental organizations, and members of the public. Geospatial data analysis can synthesize existing numerical and geographic information that can provide new perspectives on the energy landscape. The resulting products play an important role in enabling Oregonians to better understand the potential barriers, opportunities, and effects of energy-related policy choices — particularly in communities that continue to suffer negative environmental, economic, and public health consequences due to past policy choices. Maps informed by robust Oregon-specific data — such as demographic and economic data — make energy-related information more accessible and can support organizations and communities that may lack the resources to conduct their own in-depth analysis of energy-related data.

How Achieved:

ODOE proposes creating a new, permanent full-time GIS Research Analyst position to add expertise and capacity to examine energy systems, resources, assets, and usage patterns to develop valuable analysis of, and relationships between, energy systems. The analyst will bring specialized skills related to analyzing geospatial data and using GIS tools such as conducting statistical analysis from existing information, developing new geographical information and maps, creating useful interactive maps and other visualizations, and managing GIS-based databases.

Staffing impact:

This package would add one permanent full time Research Analyst 3 to the division.

Quantifying Results:

With this position, agency products will be more sophisticated, credible, and robust, which will better serve stakeholders and decisionmakers. It will also enable existing data visualization staff to focus on creating and maintaining dashboards and other visualization tools. A staff GIS analyst will also enable program and policy staff to focus more on their core work while also providing a skilled practitioner to guide staff in learning rudimentary GIS techniques where appropriate.

Package Total: \$241,886

\$99,680 GF, \$77,226 OF, \$69,980 FF

1 Position / 1.0 FTE

Energy Planning & Innovation Budget Narrative

Policy Package 102 – Energy Research Fund

Purpose:

The energy landscape is evolving quickly as the state works toward achieving its clean energy and climate goals. ODOE has a small staff of energy analysts who maintain a diversity of expertise on fundamental and underlying energy issues, and these staff conduct nearly all analyses and studies without the benefit of the models and licenses frequently used in the energy sector. It would be inefficient and cost-prohibitive to maintain internal staff capacity and knowledge on everything in this fast-moving field with new technology that develops so quickly. In recent years, the agency has identified areas where our work would be enhanced and more useful by working with external expertise. The agency has limited ability to supplement staff analyses with external expertise, and when grant funding has been identified and secured to supplement staff analyses (for example for the Transformative Integrated Greenhouse Gas Emissions Reduction Study and Oregon Renewable Energy Siting Assessment), the products have added significant value for communities and policymakers. Other requested studies have not moved forward because funding was unavailable, for example, updates to the Renewable Natural Gas Inventory, an evaluation of jobs in the renewable energy industry, and a study to assess the amount of biomass availability in Oregon forests. Timely information about new technology and data analysis using up-to-date modeling is foundational to helping Oregonians make informed decisions and maintaining a resilient and affordable energy system. Without a deeper dive on some subjects, particularly cross-sectoral analysis, there is a risk that decisionmakers will not have important information to inform choices. This is particularly important as the state weighs the relative benefits and challenges of decarbonization and co-benefits such as effects on jobs, public health, and the environment. Insight into the relative effects of energy-related policy choices on underserved communities is also crucial to creating a more equitable energy landscape as the state transitions to a lower carbon future. ODOE regularly identifies specific areas of study or analysis that would enable us to more effectively and efficiently inform policies and programs that help the state deliver on its goals.

How Achieved:

This POP would establish an Energy Research Fund at the agency that will be used to contract with outside firms for studies, research, and analysis services when necessary to supplement existing department resources. The amount of \$250,000 is anticipated to cover the cost of one to four studies per biennium. As described in the Energy Advisory Workgroup Charter, the department will seek review and recommendations from the EAWG on draft ideas for studies, research, and analysis based on the following criteria: i. Does the idea for studies, research, or analysis address a research need or does it further existing or outdated studies, research, or analysis? ii. Does the idea for studies, research, or analysis address a topic of strong relevance in Oregon or in the broader energy policy landscape? iii. Is the idea for studies, research, or analysis likely to result in an impartial, data-driven contribution to the body of existing research on this topic? As ODOE continues to build on its role in data and policy analysis to inform and support stakeholders and support policymakers, an available funding source to contract with third-party experts will make the agency more flexible and responsive to requests. The agency is requesting other funds for this POP but intends to switch this to Federal Funds when they become available.

Staffing impact:

None

Package Total: \$250,000 OF

ESSENTIAL AND POLICY PACKAGE FISCAL IMPACT SUMMARY

Energy, Dept of
 Pkg: 010 - Vacancy Factor and Non-ORPICS Personal Services

Cross Reference Name: Energy Planning & Innovation
 Cross Reference Number: 33000-100-00-00-00000

<i>Description</i>	General Fund	Lottery Funds	Other Funds	Federal Funds	Nonlimited Other Funds	Nonlimited Federal Funds	All Funds
Personal Services							
Temporary Appointments	-	-	2,110	-	-	-	2,110
All Other Differential	-	-	1,917	-	-	-	1,917
Public Employees' Retire Cont	-	-	343	-	-	-	343
Pension Obligation Bond	-	-	(3,187)	(287)	-	-	(3,474)
Social Security Taxes	-	-	309	-	-	-	309
Unemployment Assessments	-	-	142	-	-	-	142
Paid Family Medical Leave Insurance	-	-	8	-	-	-	8
Mass Transit Tax	-	-	387	-	-	-	387
Vacancy Savings	-	-	18,318	-	-	-	18,318
Total Personal Services	-	-	\$20,347	(\$287)	-	-	\$20,060
Total Expenditures							
Total Expenditures	-	-	20,347	(287)	-	-	20,060
Total Expenditures	-	-	\$20,347	(\$287)	-	-	\$20,060
Ending Balance							
Ending Balance	-	-	(20,347)	287	-	-	(20,060)
Total Ending Balance	-	-	(\$20,347)	\$287	-	-	(\$20,060)

ESSENTIAL AND POLICY PACKAGE FISCAL IMPACT SUMMARY

Energy, Dept of
Pkg: 022 - Phase-out Pgm & One-time Costs

Cross Reference Name: Energy Planning & Innovation
Cross Reference Number: 33000-100-00-00-00000

Description	General Fund	Lottery Funds	Other Funds	Federal Funds	Nonlimited Other Funds	Nonlimited Federal Funds	All Funds
Revenues							
Federal Funds	-	-	-	(21,117)	-	-	(21,117)
Total Revenues	-	-	-	(\$21,117)	-	-	(\$21,117)
Services & Supplies							
Instate Travel	-	-	(3,361)	(21,117)	-	-	(24,478)
Employee Training	-	-	(3,118)	-	-	-	(3,118)
Office Expenses	-	-	(43)	-	-	-	(43)
Telecommunications	-	-	(117)	-	-	-	(117)
Publicity and Publications	-	-	(1,194)	-	-	-	(1,194)
Professional Services	-	-	(247,974)	-	-	-	(247,974)
Employee Recruitment and Develop	-	-	(210)	-	-	-	(210)
Dues and Subscriptions	-	-	(605)	-	-	-	(605)
Agency Program Related S and S	-	-	(8)	-	-	-	(8)
Other Services and Supplies	-	-	(20)	-	-	-	(20)
Total Services & Supplies	-	-	(\$256,650)	(\$21,117)	-	-	(\$277,767)
Total Expenditures							
Total Expenditures	-	-	(256,650)	(21,117)	-	-	(277,767)
Total Expenditures	-	-	(\$256,650)	(\$21,117)	-	-	(\$277,767)
Ending Balance							
Ending Balance	-	-	256,650	-	-	-	256,650
Total Ending Balance	-	-	\$256,650	-	-	-	\$256,650

ESSENTIAL AND POLICY PACKAGE FISCAL IMPACT SUMMARY

Energy, Dept of
Pkg: 031 - Standard Inflation

Cross Reference Name: Energy Planning & Innovation
Cross Reference Number: 33000-100-00-00-00000

<i>Description</i>	General Fund	Lottery Funds	Other Funds	Federal Funds	Nonlimited Other Funds	Nonlimited Federal Funds	All Funds
Services & Supplies							
Instate Travel	-	-	1,090	432	-	-	1,522
Out of State Travel	-	-	627	2,593	-	-	3,220
Employee Training	-	-	1,446	-	-	-	1,446
Office Expenses	-	-	116	-	-	-	116
Telecommunications	-	-	52	-	-	-	52
Publicity and Publications	-	-	1,055	846	-	-	1,901
Professional Services	-	-	10,912	24,937	-	-	35,849
Attorney General	-	-	25,791	1,615	-	-	27,406
Employee Recruitment and Develop	-	-	212	-	-	-	212
Dues and Subscriptions	-	-	319	7	-	-	326
Agency Program Related S and S	-	-	21	1,168	-	-	1,189
Other Services and Supplies	-	-	485	-	-	-	485
IT Expendable Property	-	-	173	456	-	-	629
Total Services & Supplies	-	-	\$42,299	\$32,054	-	-	\$74,353
Special Payments							
Other Special Payments	-	-	840	-	-	-	840
Total Special Payments	-	-	\$840	-	-	-	\$840
Total Expenditures							
Total Expenditures	-	-	43,139	32,054	-	-	75,193
Total Expenditures	-	-	\$43,139	\$32,054	-	-	\$75,193

ESSENTIAL AND POLICY PACKAGE FISCAL IMPACT SUMMARY

Energy, Dept of
Pkg: 031 - Standard Inflation

Cross Reference Name: Energy Planning & Innovation
Cross Reference Number: 33000-100-00-00-00000

<i>Description</i>	General Fund	Lottery Funds	Other Funds	Federal Funds	Nonlimited Other Funds	Nonlimited Federal Funds	All Funds
Ending Balance							
Ending Balance	-	-	(43,139)	(32,054)	-	-	(75,193)
Total Ending Balance	-	-	(\$43,139)	(\$32,054)	-	-	(\$75,193)

POS116 - Net Package Fiscal Impact Report

Energy Planning & Innovation

2023-25 Biennium

Cross Reference Number: 33000-100-00-00-00000

Agency Request Budget

Package Number: 101

Position Number	Auth No	Workday Id	Classification	Classification Name	Sal Rng	Pos Type	Mos	Step	Rate	Salary	OPE	Total	Pos Cnt	FTE
2325001	1422731		UA C1117 A P	RESEARCH ANALYST 3	26	PF	24	3	5,253	126,072	72,437	198,509	1	1.00
				General Funds						41,604	23,904	65,508		
				Lottery Funds						0	0	0		
				Other Funds						42,864	24,629	67,493		
				Federal Funds						41,604	23,904	65,508		
				Total Funds						126,072	72,437	198,509	1	1.00

DETAIL OF LOTTERY FUNDS, OTHER FUNDS, AND FEDERAL FUNDS REVENUE

Energy, Dept of
2023-25 Biennium

Agency Number: 33000
Cross Reference Number: 33000-100-00-00-00000

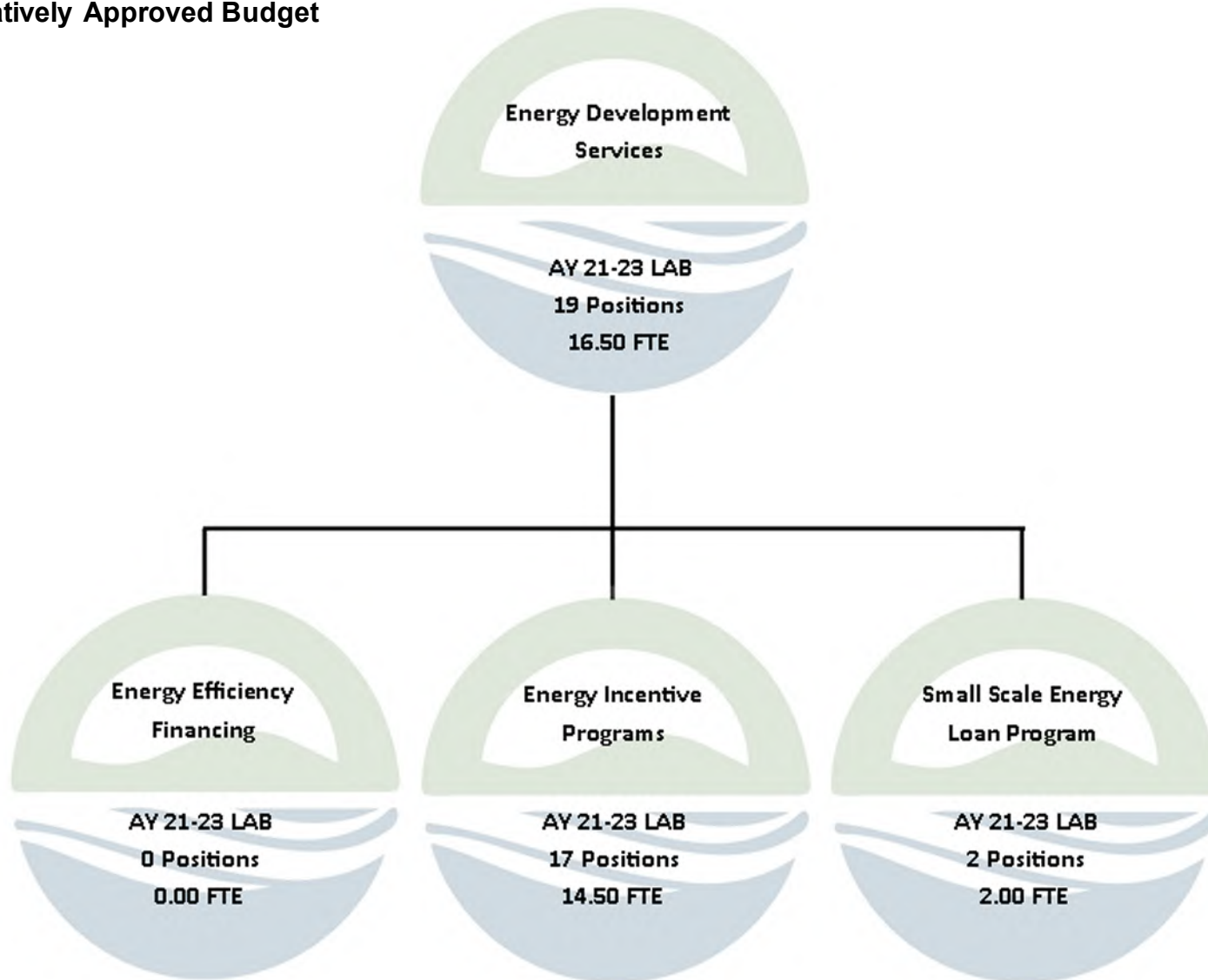
<i>Source</i>	2019-21 Actuals	2021-23 Leg Adopted Budget	2021-23 Leg Approved Budget	2023-25 Agency Request Budget	2023-25 Governor's Budget	2023-25 Leg. Adopted Budget
Other Funds						
Charges for Services	1,698,912	2,503,045	2,503,045	2,845,380	-	-
Transfer In - Intrafund	6,822,693	8,297,939	8,297,939	9,072,398	-	-
Transfer Out - Indirect Cost	(2,920,914)	(3,191,736)	(3,191,736)	(2,942,034)	-	-
Total Other Funds	\$5,600,691	\$7,609,248	\$7,609,248	\$8,975,744	-	-
Federal Funds						
Federal Funds	1,618,150	1,750,760	1,750,760	1,799,623	-	-
Transfer Out - Indirect Cost	(531,145)	(438,647)	(438,647)	(384,388)	-	-
Total Federal Funds	\$1,087,005	\$1,312,113	\$1,312,113	\$1,415,235	-	-

DETAIL OF LOTTERY FUNDS, OTHER FUNDS, AND FEDERAL FUNDS REVENUE

Source	Fund	ORBITS Revenue Acct	2019-21 Actual	2021-23 Legislatively Adopted	2021-23 Estimated	2023-25		
						Agency Request	Governor's	Legislatively Adopted
GENERAL FUND APPROPRIATION								
General Fund	8000	0050				99,680		
CHARGES FOR SERVICES								
Charges for Services	3400	0410	1,698,917	2,503,045	2,503,045	2,845,380		
OTHER								
Other Revenues	3400	0975	-			-		
FEDERAL FUNDS REVENUE								
Federal Funds	6400	0995	1,618,152	1,750,760	1,750,760	1,799,623		
TOTAL			3,317,069	4,253,805	4,253,805	4,744,683	-	-

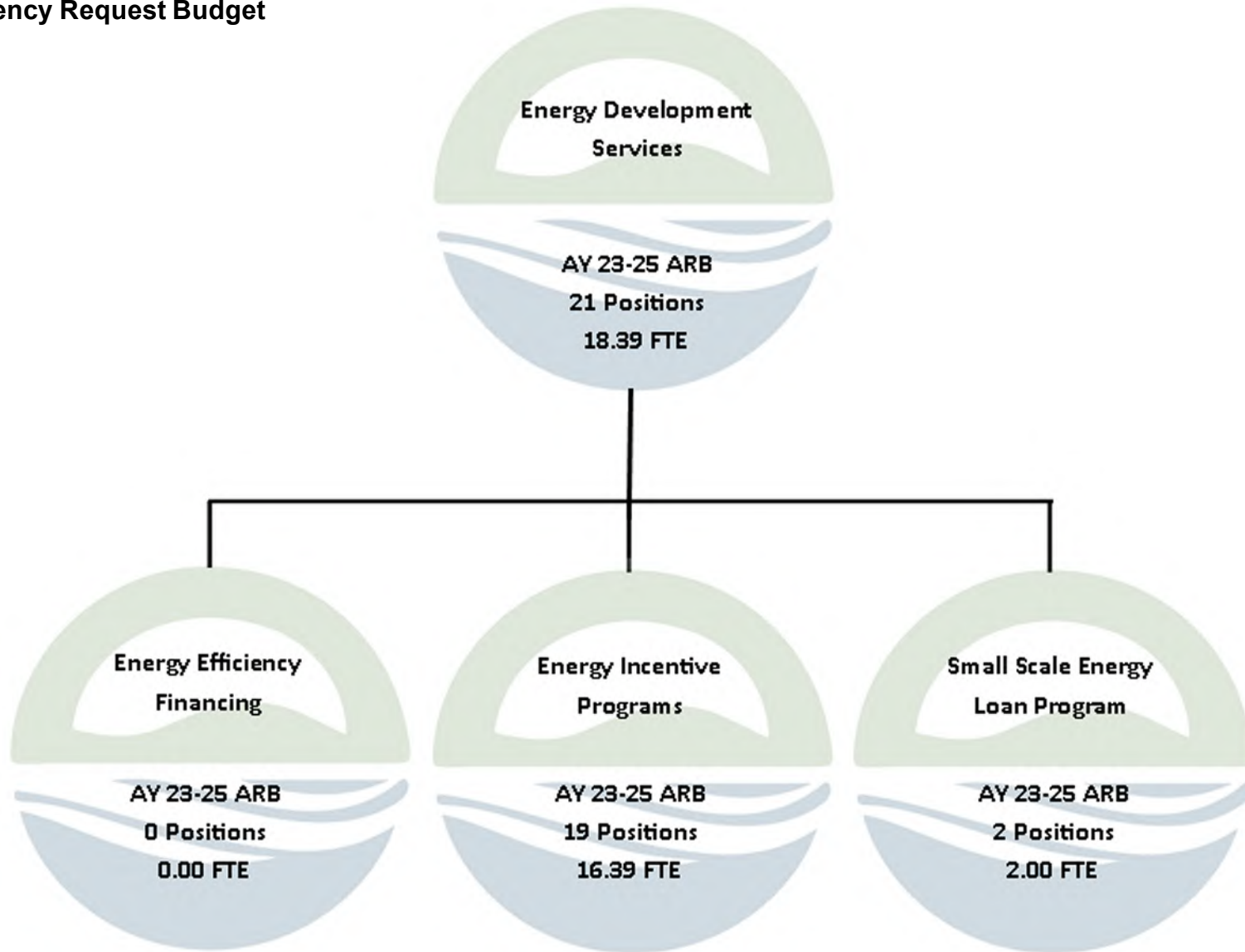
Energy Development Services Budget Narrative

2021-23 Legislatively Approved Budget



Energy Development Services Budget Narrative

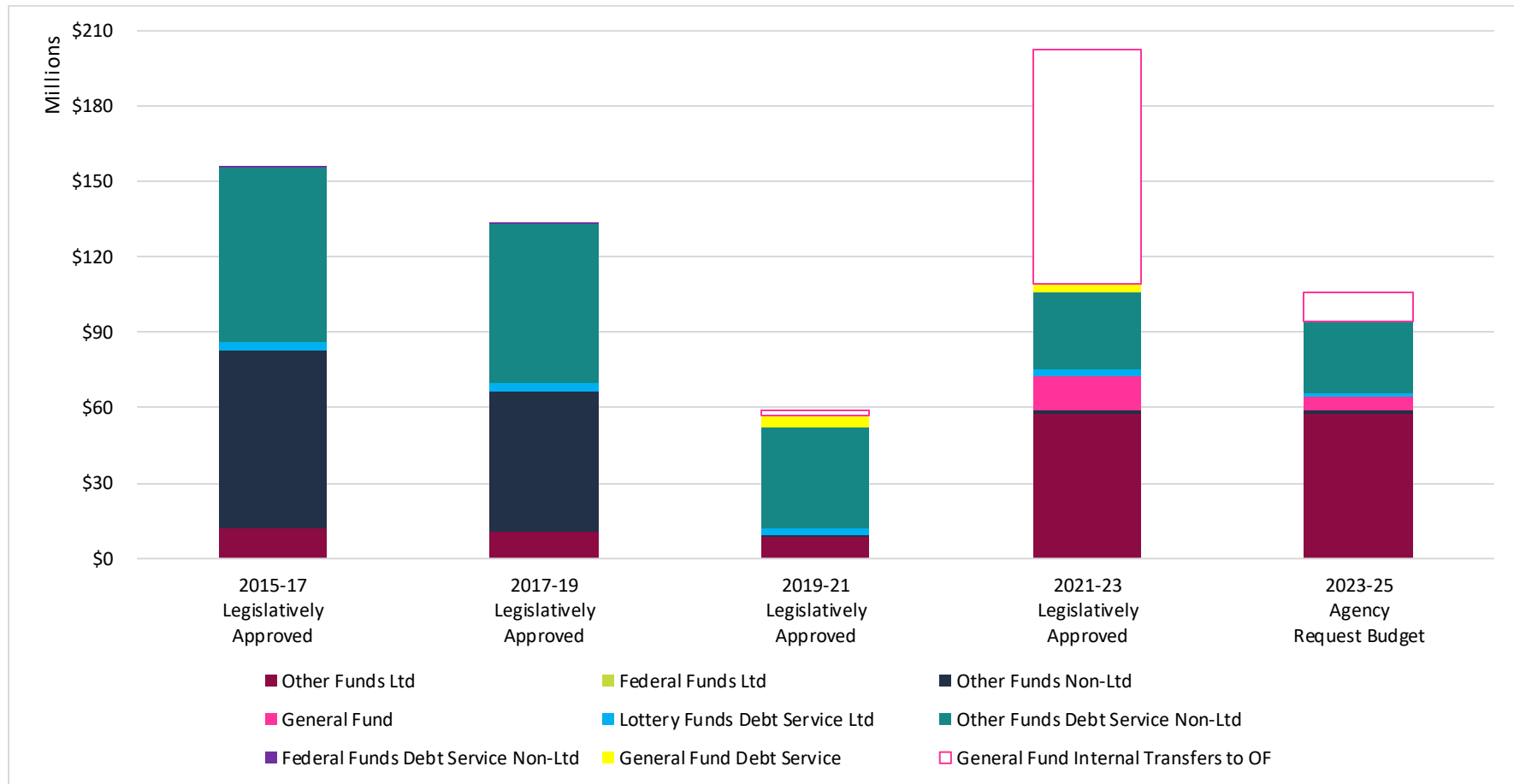
2023-25 Agency Request Budget



Energy Development Services Budget Narrative

Executive Summary

Primary Focus Area: A Thriving Oregon Economy
 Secondary Focus Area: Responsible Environmental Stewardship
 Program Contact: Michael Williams, 503-559-1914



Energy Development Services Budget Narrative

Program Overview

For decades, the Energy Development Services Division has administered programs that provide financing and incentives to homeowners, renters, businesses, organizations, nonprofits, tribes, schools, and public bodies installing projects that increase energy efficiency, generate renewable energy, or support the alternative fuels market. During the 2023-25 biennium, the division will administer the Oregon Solar + Storage Rebate Program and the recently launched Community Renewable Energy Grant and Wildfire Recovery Incentive Programs, as well as two heat pump programs approved during the 2022 Legislative session.

With the end of the 2017 tax year, ODOE's past legacy energy tax credit and incentive programs either reached their sunset date or moved to other agencies. Legacy incentives included tax credits, rebates, and grants, and the agency also offered loans through the Small-Scale Local Energy Loan Program (SELP). Work remains to administer existing SELP loans and the tail of the Renewable Energy Development (RED) Grant program, including some long-term renewable energy grant performance agreements associated with projects greater than \$1 million

Program Funding Request

The Division's Agency Request Budget for the 2023-25 biennium includes \$57,651,340 limited funds coming from funds established by the legislature for the Oregon Solar + Storage Rebate, Community Renewable Energy Grant, and Heat Pump programs, other fund revenues generated by energy incentive fees, and funds from the sale of tax credits by the Department of Revenue for the RED Grants. Additionally, \$29,356,709 in non-limited funds is requested for ongoing loan repayments, and debt service for the SELP program. ODOE is requesting an additional \$17,349,582 in General Fund for the Oregon Solar + Storage Rebate, Wildfire Recovery, and SELP programs for the 2023-25 biennium. Finally, in the funding request is also \$1,439,160 Lottery Funds Debt Service Limited to pay lottery bonds.

Program Description

Oregon Solar + Storage Rebate Program

HB 2618 (2019) created a rebate program for solar electric systems and paired solar and solar storage systems installed for residential customers and organizations that provide services to Oregonians with low incomes. ODOE received a \$2 million one-time General Fund appropriation for rebates and program administration during the 2019-21 biennium. Program funds are used to issue solar and solar plus storage system rebates, which are paid to the installing contractor of the system. The rebate amount is passed on to the customer as savings on the net cost of the system. Twenty-five percent of the rebate budget was reserved for low- and moderate-income households and low-income service providers. No more than 50 percent of the rebate budget was to be used for low-income service providers. The agency received an additional \$10 million in funding and new limited duration staff for this program during the 2021 legislative session, and an additional \$5 million funding during the 2022 legislative session. The program is currently scheduled to sunset on January 2, 2024.

Energy Development Services Budget Narrative

Community Renewable Energy Grant Program

The 2021 Legislature passed HB 2021, which created a \$50 million fund at ODOE to provide grants for planning and developing community renewable energy and energy resilience projects. Grants are to be awarded on a competitive basis and priority is to be given to projects that support environmental justice communities, demonstrate community energy resiliency, and involve energy efficiency and demand response. This program is authorized over two biennia.

Energy Efficient Wildfire Recovery Incentive Program

The 2021 Legislature passed HB 5006, providing ODOE with \$10.8 million in General Fund for a program to incentivize energy efficient rebuilding after the 2020 wildfires, during which more than 5,000 structures were destroyed. To support quick and affordable reconstruction, the Oregon Legislature passed HB 2289, establishing guidelines and requirements for rebuilding properties affected by the 2020 wildfires, including allowing rebuilding to a lower than current energy code. ODOE's program incentivizes instead rebuilding to current or advanced energy code by providing incentives to owners of single-family, multi-family, manufactured homes, and commercial buildings.

Heat Pump Program for Renters

The 2022 Legislature passed SB 1536, establishing two heat pump programs at ODOE. The first heat pump program is focused on residential rental properties, for which the Legislature allocated \$15 million in General Fund. ODOE will create a statewide program through which landlords will work with contractors to apply. Contractors can also request grant funding for electrical and mechanical upgrades necessary for heat pump installation. Grants can cover 60% of heat pump costs for landlords, and the agency can set the percentage for RVs and manufactured homes.

Regional Heat Pump Deployment Program

SB 1536 also directed ODOE to develop a \$10 million regional heat pump deployment program. ODOE will contract with eligible entities in up to 11 regions who will use the funding to run their own heat pump deployment programs. These programs are to prioritize environmental justice communities and homes currently without heating or cooling systems or that are heated by bulk fuels like heating oil or wood stoves. The grantees will become an advisory committee for the agency so that we can evaluate the program together and share best practices across the cohort. Grants can cover 100% of heat pump costs.

Small Scale Local Energy Loan Program

The Small-Scale Local Energy Loan Program (SELP) was established by the Oregon Legislature in 1979 through a legislatively referred constitutional amendment passed by voters in 1980, which authorized the issuance of State general obligation bonds for small scale local energy projects. The program made its first loan in 1981. Since 1981, the program has issued more than 900 loans, providing more than \$612 million in funding for eligible energy projects.

SELP does not currently have bonding authority and is therefore not making loans. Program activity currently consists of servicing existing loans and making outstanding bond payments. In past years, SELP provided funding for Oregon projects that invest in energy conservation, renewable energy, or alternative fuels, or that create products from recycled materials. All public, private, and tribal entities in Oregon were

Energy Development Services Budget Narrative

eligible to use SELP, and the program provided financing to eligible projects in each of Oregon's 36 counties. SELP used program fees and interest income earned from General Obligation Bond-funded energy loans. Fees and earned interest paid for all program-related administrative expenses and bond debt service and provide for capital reserves. SELP received General Fund assistance of \$3.5 million during the 2021-23 biennium to address cashflow shortfalls.

Renewable Energy Development Grants

The Oregon Department of Energy anticipates administration of the Renewable Energy Development Grant will be required in the 2023-2025 biennium to wrap up program responsibilities and close out performance agreements.

Program Justification and Link to Long Term Outcomes

1. Key program outcomes that align with a thriving Oregon economy, responsible environmental stewardship, and ensuring safer, healthier communities include:
 - **Solar + Storage Program** has reserved or rebated over \$8 million rebates including more than \$3 million in rebates for low- and moderate-income households and low-income service providers. The program promotes renewable energy and helps contractors by making solar energy and storage more affordable for Oregonians.
 - **Community Renewable Energy Grant Program** provides incentives to public bodies and their partners to plan or construct renewable energy production and resilience projects. The first opportunity announcement for \$12 million closed in July 2022 and received 68 applications.
 - **Energy Efficient Wildfire Recovery Incentive Program** helps wildfire survivors rebuild their homes and enjoy future energy savings of building to or above current code. The program has received more than 400 applications requesting almost \$2.5 million in incentives.
 - **Heat Pump Programs** will deploy energy-efficient equipment to help Oregonians stay safe during extreme heat events caused by climate change. The programs will also benefit contractors through an expanded customer base. ODOE plans to launch the program before summer 2023.

Enabling Legislation/Program Authorization

A variety of Oregon Revised Statutes authorize the Oregon Department of Energy to administer its programs. They include:

- ORS 469.040 & Oregon Laws 2019 chapter 655 — Oregon Solar + Storage Rebate program
- Oregon Laws 2021, chapter 508 — Community Renewable Energy Grant Program

Energy Development Services Budget Narrative

- HB 5006 (2021) — Energy Efficient Wildfire Recovery Incentive Wildfire
- SB 1536 (2022) — Heat Pump Programs
- ORS 469B.250 - 469B.265; ORS 315.326; 315.329 — Renewable Energy Development Grant program
- ORS Chapter 470 and article XI-J of the Oregon Constitution — Small Scale Energy Loan program

Funding Streams

Division revenues include non-limited Other Funds consisting primarily of borrower principal and interest payments received under the SELP program.

Division Other Fund revenues include balances made from General Fund appropriations to the distinct funds established for the Oregon Solar + Storage, Community Renewable Energy Grants, and Heat Pump programs.

The RED Grant and loan application programs also generate Other Funds revenues through administrative cost recovery fees. This is a challenging area since fees are substantially reduced since the program sunset.

The Division is requesting General Fund for an expansion to the Oregon Solar + Storage Rebate program, extension of the Wildfire Recovery program, and the SELP program.

The division also receives Oregon Lottery funds to pay for a lottery bond.

Significant Proposed Program Changes from 2021-23

The Agency Request Budget reflects additional funding and extension of the Solar + Storage Rebate Program. It also requests limitation to continue using funding for the Heat Pump Programs and the Energy Efficient Wildfire Rebuilding Incentive Program.

Energy Development Services Budget Narrative

Expenditures

Budget Expenditure Comparison

Expenditures	2021-23 Legislatively Approved Budget	2023-25 Agency Request Budget	Percent Change
Other Funds Ltd	\$57,840,410	\$57,651,340	-0.3%
Other Funds Non-Ltd	\$1,128,074	\$1,126,131	-0.2%
Lottery Funds Debt Service Ltd	\$3,022,570	\$1,439,160	-52.4%
Other Funds Debt Service Non-Ltd	\$30,531,300	\$28,230,578	-7.5%
General Funds Debt Service	\$3,500,000		-100.0%
General Funds	\$13,362,753	\$5,849,582	-56.2%
Total Funds (less internal GF transfers)	\$109,385,107	\$94,296,791	-13.8%
Internal GF Transfers to OF (CSG 6060)	\$93,500,000	\$11,500,000	-87.7%
Total Funds	\$202,885,107	\$105,796,791	-47.9%
Positions/FTE	19/16.50	21/18.39	

Activities

Oregon Solar + Storage Rebate Program

Established in HB 2618 by the 2019 Legislature originally with one-time funding, this is a rebate program for solar electric systems and paired solar and solar storage systems installed for residential customers and low-income service providers in Oregon. Program funds are used to issue solar and solar storage system rebates, which are paid to the contractor installing the system. The rebate amounts are passed on to the customer as savings on the net cost of the system. ODOE received \$15 million in ongoing funding for this program in the 2021-23 Legislatively Adopted Budget. ODOE is requesting additional funding of \$10 million and extension of the Solar + Storage Rebate Program during the 2023-25 biennium. The agency has completed a Racial Equity Impact Statement for this program.

Energy Development Services Budget Narrative

Community Renewable Energy Grant Program

The 2021 Legislature passed HB 2021, which created a \$50 million fund at ODOE to provide grants for planning and developing community renewable energy and energy resilience projects. Grants are to be awarded on a competitive basis and priority is to be given to projects that support program equity goals, demonstrate community energy resiliency, and involve energy efficiency and demand response. This program is authorized over two biennia.

Energy Efficient Wildfire Recovery Incentive Program

The 2021 Oregon Legislature passed HB 5006, providing the Oregon Department of Energy with \$10.8 million in General Fund for a program to incentivize energy efficient rebuilding after the 2020 wildfires, during which more than 5,000 structures were destroyed. To support quick and affordable reconstruction, the Oregon Legislature passed HB 2289, establishing guidelines and requirements for rebuilding properties affected by the 2020 wildfires, including allowing rebuilding to a lower than current energy code. ODOE's program incentivizes instead rebuilding to current or advanced energy code by providing incentives to owners of single-family, multi-family, manufactured homes, and commercial buildings. Based on feedback from wildfire community stakeholders, ODOE is requesting that program funding and position authority be extended into the 2023-25 biennium to better align with wildfire rebuilding schedules.

Renewable Energy Development Grants

The Department awarded competitive grants for qualifying renewable energy generation systems that produce electrical energy using biomass, solar, geothermal, hydroelectric, wind, landfill gas, biogas, wave, tidal, or ocean thermal energy technology. System size was limited to those projects rated at less than 35 megawatts of nameplate capacity. Projects received up to 35 percent of eligible project costs but not more than \$250,000. Funding for this program has been exhausted, but ODOE staff monitor the final disbursements of awarded grants and compliance activities.

Small Scale Local Energy Loan Program

The Small-Scale Local Energy Loan Program, established by the Oregon legislature in 1979, is believed to be the oldest public "green" financing program in the nation. The program made its first loan in 1981 and originated 903 loans worth \$612 million. While no longer actively lending, the program currently manages a \$148 million loan portfolio of 94 loans. SELP provided funding for Oregon projects that invest in energy conservation, renewable energy, or alternative fuels, or that create products from recycled materials. All public, private, and tribal entities in Oregon were eligible for SELP, and the program provided financing to eligible projects in each of Oregon's 36 counties.

SELP is designed to operate as an enterprise fund, using program fees and interest income earned on Article XI-J General Obligation Bond-funded energy loans to pay all program related-administrative expenses and bond debt service, and to provide for capital reserves. Due to more than \$28 million in loan losses sustained from loans originated in 2007-2008, the program is no longer forecasted to be self-sustaining; the program has a projected cash flow deficit that has significantly impaired the program's ability to operate. In 2019-21 biennium the program

Energy Development Services Budget Narrative

received \$4.3 million General Fund to address the cash flow deficit in that biennium; and at that time projected a need for cumulative additional capital of \$8.5 million, between the years 2021 and 2024, to meet program debt obligations. ODOE closed a SELP bond refunding in April 2020 and has reduced spending in program operations. As a result, SELP did not need General Fund during the 2019-21 biennium. However, \$3.5 million General Fund was required in 2021-23 biennium and additional capital of \$1.5 million will be needed during the 2023-25 biennium which was included in the Agency's base budget.

Division Context/Additional Background

The following external factors affect Energy Development Services' financing and incentive programs:

- ***New Incentive Programs.*** This division has seen a lot of growth in the last few years. At the start of the 2021-23 biennium this division was primarily focused on administering legacy incentive programs that had or were scheduled to sunset. During the biennium the legislature expanded the Solar + Storage incentive program and established four new incentive programs. ODOE has worked diligently to stand up the programs including rulemaking and extensive community engagement. ODOE has also focused on incorporating environmental justice into program development. Consequently, the division has also seen a growth in personal to restaff the division. The need to higher new staff has impacted how quickly programs can be developed.

Revenue Sources

Revenues for the Division include General Fund, which is transferred to Other Funds limited for Energy Incentive Programs that have funds established in statute distinct from the General Fund, and non-limited Other Funds and Debt Service dedicated to SELP loan activity. Loan principal and interest payments from borrowers comprise the bulk of the revenues.

Limited revenue sources include:

- Fees for loan processing activities
- Fees designed to provide cost recovery for compliance activities associated with tax credit and grant programs

Energy Development Services Budget Narrative

Packages

Essential Packages

Purpose: The essential packages present the budget adjustments needed to bring the base budget to Current Service Level (CSL), the calculated cost of continuing legislatively approved programs into the 2023-25 biennium.

How Achieved: See individual package captions.

Staffing Impact: None

Revenue Sources:

010 Non-PICS Personal Services/Vacancy Factor

Standard inflation of 4.3 percent on non-PICS items such as temporaries, overtime, differentials, and unemployment compensation, including OPE associated with each item. Also includes adjustments to the vacancy factor and Pension Obligation Bonds.

Package Total: \$(32,038)

022 Phased-Out Programs & One Time Costs

Phase out of Solar + Storage Rebate Program Services and Supplies and Special Payments expended in 2019-21. Removes General Fund resources for the Solar + Storage Rebate Program. Phases out limitation for RED Grants paid in the prior biennium.

Package Total: (\$141,265,312)

031 Standard Inflation

Application of inflation factors set out in the budget instructions.

Package Total: \$998,511

Energy Development Services Budget Narrative

Policy Packages – 202 & 203 Oregon Solar + Storage Rebate Program Limitation & Extension

Purpose:

The Oregon Solar + Storage Rebate Program was established by the Oregon Department of Energy at the direction of HB 2618, which was passed by the Oregon State Legislature in 2019. The legislation called for the department to adopt a program to provide rebates for the purchase, construction, or installation of solar electric systems and paired solar and storage systems. Program rebates are issued to participating contractors and are passed on to customers as a reduction in the price of the installed system. The legislature directed the department to make at least 25 percent of the rebate budget available for projects installed for low- and moderate-income residential customers and low-income service providers. Low-income service providers are a specific group of non-residential customers that provide services to individuals and households with low or moderate incomes. The Oregon Solar + Storage Rebate Program advances Oregon's energy policy goals by helping reduce the upfront costs associated with the purchase and installation of solar energy production and solar energy storage systems, as well as supporting the Oregon solar installer industry. Since the program was established, the Legislature has directed \$17 million to this program, including \$10 million in June 2021 (HB 5606) and \$5 million in March 2022 (SB 5202). As of June 15, 2022, 2,089 projects have either received or reserved rebates in 29 Oregon counties, a state investment of over \$6.9 million supporting over \$78 million in total project costs.

How Achieved:

The legislature typically includes a sunset date for incentive programs in statute as a best practice to periodically revise or revisit those programs. HB 2618 included a sunset date of January 2, 2024. This means that the sunset must be lifted for the program to continue through the 2023-2025 budget period. Also, the current staffing for the program is only funded through June 30, 2023, leaving no dedicated staff to monitor the program or process applications for the remaining funding that is already approved though the program sunset in 2024.

The Oregon Department of Energy is pursuing a 2023 legislative concept that that would extend the sunset an additional five years and make the program's 2.5 full time positions permanent instead of limited duration. This would continue the program's success in meeting the legislature's goals of reducing the upfront costs of installing solar and storage systems and supporting the Oregon solar installer industry while enabling recruitment and retention of agency staff.

At the very least, the program needs to be funded for staff positions through the sunset; another policy option package is being submitted to provide staffing through the sunset in case the program is not extended.

Staffing impact:

The packages request one permanent part time Business Operations Manager 2, and two permanent full time Public Service Representative 4 positions.

Package Totals: \$22,295,848

\$12,295,848 OF / \$10,000,000 GF 3 Positions / 2.5 FTE

Energy Development Services Budget Narrative

Policy Package 204: Wildfire Rebuilding Program Extension

Purpose:

In the 2021 legislative session, HB 5006 allocated about \$10.8 million to the Oregon Department of Energy to incentivize energy-efficient rebuilding efforts following the 2020 Labor Day wildfires. Oregonians who lost structures in the wildfires can receive incentives to rebuild to current building code or above code – incorporating these energy efficiency improvements helps make buildings more comfortable and supports long-term affordability through lower energy bills. Incentives are available for rebuilding site-built homes, replacing manufactured homes, and rebuilding commercial buildings. Higher incentives are available for Oregonians with lower incomes and for rebuilding affordable multifamily housing structures. ODOE developed and implemented the program and began accepting applications in April 2022. ODOE has heard from experts and stakeholders that the estimated timeline for wildfire rebuilding efforts will take longer than the current 2021-2023 biennium timeline for the program. Legislators and the Governor’s office are expecting ODOE to extend the program to better meet survivors’ timelines, so this POP is requesting to continue this program through the 2023-2025 biennium.

How Achieved:

This POP will request to take any unused Energy Efficient Wildfire Incentive Program funds at the end of the 2021-2023 biennium and appropriate it back to ODOE for the 2023-2025 biennium. It will also extend the staffing needed to continue the program.

Staffing impact:

The package requests three positions: one Limited Duration Accounting Technician, one Limited Duration Program Analyst 2, and one limited duration Program Analyst 3.

Package Totals: \$5,849,582 GF
3 Positions / 3 FTE

Energy Development Services Budget Narrative

Policy Packages 205 & 206: Heat Pump Programs Limitation

Purpose:

In response to the heat dome event of 2021, during which at least 100 Oregonians died of heat-related illness, the legislature passed SB 1536 in 2022 to bring much-needed heat relief. Two programs were established at the Oregon Department of Energy under the bill. \$10 million will support a heat pump deployment program to award grants to regional entities in each part of the state and each federally recognized Tribe in Oregon. Those regional entities will use the funding to deploy heat pumps in the communities they serve. \$15 million will allow ODOE to provide grants/rebates for installation of heat pumps by landlords in rental homes. At least 25 percent of program funds will be reserved for affordable housing providers and at least 25 percent for units that are occupied by households with incomes less than 80 percent of the area median income. The heat pump programs advance Oregon energy policy by helping reduce the upfront costs associated with the purchase and installation of energy efficient heating and cooling devices, as well as supporting the health and safety of Oregonians. ODOE is working to get the programs up and running, but the agency expects the program will need to extend into the 2023-2025 biennium to allocate the full amount of funding.

How Achieved:

SB 1536 provided limitation to spend \$25,000,000 for the heat pump programs in the 2021-2023 biennium. This POP will request limitation for the funds that go unused in the 2021-2023 biennium to be rolled over for use in the 2023-2025 biennium. It will also extend the staffing needed to continue the program.

Staffing impact:

The package requests six limited duration positions: one Accounting Technician, two Program Analyst 2, one Program Analyst 3, one Operations and Policy Analyst 3, and one Procurement and Contract Specialist 1.

**Package Totals: \$18,704,174 OF
6 Positions / 4.39 FTE**

ESSENTIAL AND POLICY PACKAGE FISCAL IMPACT SUMMARY

Energy, Dept of
Pkg: 010 - Vacancy Factor and Non-ORPICS Personal Services

Cross Reference Name: Energy Development Services
Cross Reference Number: 33000-200-00-00-00000

<i>Description</i>	General Fund	Lottery Funds	Other Funds	Federal Funds	Nonlimited Other Funds	Nonlimited Federal Funds	All Funds
Revenues							
General Fund Appropriation	(18,314)	-	-	-	-	-	(18,314)
Total Revenues	(\$18,314)	-	-	-	-	-	(\$18,314)
Personal Services							
Temporary Appointments	-	-	9,474	-	-	-	9,474
All Other Differential	-	-	1,870	-	-	-	1,870
Public Employees' Retire Cont	-	-	335	-	-	-	335
Pension Obligation Bond	(18,314)	-	(5,964)	-	-	-	(24,278)
Social Security Taxes	-	-	868	-	-	-	868
Unemployment Assessments	-	-	1,279	-	-	-	1,279
Paid Family Medical Leave Insurance	-	-	8	-	-	-	8
Mass Transit Tax	-	-	3,112	-	-	-	3,112
Vacancy Savings	-	-	(24,706)	-	-	-	(24,706)
Total Personal Services	(\$18,314)	-	(\$13,724)	-	-	-	(\$32,038)
Debt Service							
Principal - Bonds	-	-	-	-	-	-	-
Interest - Bonds	-	-	-	-	-	-	-
Total Debt Service	-	-	-	-	-	-	-
Total Expenditures							
Total Expenditures	(18,314)	-	(13,724)	-	-	-	(32,038)
Total Expenditures	(\$18,314)	-	(\$13,724)	-	-	-	(\$32,038)

ESSENTIAL AND POLICY PACKAGE FISCAL IMPACT SUMMARY

Energy, Dept of
 Pkg: 010 - Vacancy Factor and Non-ORPICS Personal Services

Cross Reference Name: Energy Development Services
 Cross Reference Number: 33000-200-00-00-00000

<i>Description</i>	General Fund	Lottery Funds	Other Funds	Federal Funds	Nonlimited Other Funds	Nonlimited Federal Funds	All Funds
Ending Balance							
Ending Balance	-	-	13,724	-	-	-	13,724
Total Ending Balance	-	-	\$13,724	-	-	-	\$13,724

ESSENTIAL AND POLICY PACKAGE FISCAL IMPACT SUMMARY

Energy, Dept of
Pkg: 022 - Phase-out Pgm & One-time Costs

Cross Reference Name: Energy Development Services
Cross Reference Number: 33000-200-00-00-00000

<i>Description</i>	General Fund	Lottery Funds	Other Funds	Federal Funds	Nonlimited Other Funds	Nonlimited Federal Funds	All Funds
Revenues							
General Fund Appropriation	(106,301,159)	-	-	-	-	-	(106,301,159)
Transfer from General Fund	-	-	(93,500,000)	-	-	-	(93,500,000)
Total Revenues	(\$106,301,159)	-	(\$93,500,000)	-	-	-	(\$199,801,159)
Transfers Out							
Transfer Out - Indirect Cost	-	-	-	-	-	-	-
Total Transfers Out	-	-	-	-	-	-	-
Services & Supplies							
Instate Travel	(10,014)	-	(44,211)	-	-	-	(54,225)
Employee Training	(4,500)	-	(4,589)	-	-	-	(9,089)
Office Expenses	(14,118)	-	(3,681)	-	-	-	(17,799)
Telecommunications	-	-	(3,125)	-	-	-	(3,125)
Publicity and Publications	(8,450)	-	(4,326)	-	-	-	(12,776)
Professional Services	(500,000)	-	(318,872)	-	-	-	(818,872)
IT Professional Services	(20,000)	-	(160,800)	-	-	-	(180,800)
Attorney General	(10,000)	-	(130,071)	-	-	-	(140,071)
Employee Recruitment and Develop	(3,000)	-	(2,135)	-	-	-	(5,135)
Dues and Subscriptions	-	-	(165)	-	-	-	(165)
Agency Program Related S and S	(217,620)	-	(294,069)	-	-	-	(511,689)
Other Services and Supplies	(4,457)	-	(16,800)	-	-	-	(21,257)
IT Expendable Property	(9,000)	-	(39,000)	-	-	-	(48,000)
Total Services & Supplies	(\$801,159)	-	(\$1,021,844)	-	-	-	(\$1,823,003)

ESSENTIAL AND POLICY PACKAGE FISCAL IMPACT SUMMARY

Energy, Dept of
Pkg: 022 - Phase-out Pgm & One-time Costs

Cross Reference Name: Energy Development Services
Cross Reference Number: 33000-200-00-00-00000

<i>Description</i>	General Fund	Lottery Funds	Other Funds	Federal Funds	Nonlimited Other Funds	Nonlimited Federal Funds	All Funds
Special Payments							
Dist to Other Gov Unit	(2,000,000)	-	-	-	-	-	(2,000,000)
Dist to Individuals	(10,000,000)	-	-	-	-	-	(10,000,000)
Intra-Agency Gen Fund Transfer	(93,500,000)	-	-	-	-	-	(93,500,000)
Other Special Payments	-	-	(30,442,309)	-	-	-	(30,442,309)
Total Special Payments	(\$105,500,000)	-	(\$30,442,309)	-	-	-	(\$135,942,309)
Debt Service							
Principal - Bonds	-	-	(2,953,402)	-	-	-	(2,953,402)
Interest - Bonds	-	-	(546,598)	-	-	-	(546,598)
Total Debt Service	-	-	(\$3,500,000)	-	-	-	(\$3,500,000)
Total Expenditures							
Total Expenditures	(106,301,159)	-	(34,964,153)	-	-	-	(141,265,312)
Total Expenditures	(\$106,301,159)	-	(\$34,964,153)	-	-	-	(\$141,265,312)
Ending Balance							
Ending Balance	-	-	(58,535,847)	-	-	-	(58,535,847)
Total Ending Balance	-	-	(\$58,535,847)	-	-	-	(\$58,535,847)

ESSENTIAL AND POLICY PACKAGE FISCAL IMPACT SUMMARY

Energy, Dept of
Pkg: 031 - Standard Inflation

Cross Reference Name: Energy Development Services
Cross Reference Number: 33000-200-00-00-00000

<i>Description</i>	General Fund	Lottery Funds	Other Funds	Federal Funds	Nonlimited Other Funds	Nonlimited Federal Funds	All Funds
Services & Supplies							
Instate Travel	-	-	880	-	-	-	880
Employee Training	-	-	602	-	-	-	602
Office Expenses	-	-	2,201	-	-	-	2,201
Telecommunications	-	-	281	-	-	-	281
State Gov. Service Charges	-	-	-	-	-	-	-
Data Processing	-	-	-	-	-	-	-
Publicity and Publications	-	-	199	-	-	-	199
Professional Services	-	-	10,584	-	-	-	10,584
Attorney General	-	-	18,727	-	-	-	18,727
Employee Recruitment and Develop	-	-	380	-	-	-	380
Dues and Subscriptions	-	-	29	-	-	-	29
Fuels and Utilities	-	-	2	-	-	-	2
Facilities Maintenance	-	-	12	-	-	-	12
Agency Program Related S and S	-	-	5,415	-	-	-	5,415
Other Services and Supplies	-	-	1,526	-	-	-	1,526
IT Expendable Property	-	-	38	-	-	-	38
Total Services & Supplies	-	-	\$40,876	-	-	-	\$40,876
Special Payments							
Dist to Non-Gov Units	-	-	3,726	-	-	-	3,726
Other Special Payments	-	-	953,909	-	-	-	953,909
Total Special Payments	-	-	\$957,635	-	-	-	\$957,635

ESSENTIAL AND POLICY PACKAGE FISCAL IMPACT SUMMARY

Energy, Dept of
Pkg: 031 - Standard Inflation

Cross Reference Name: Energy Development Services
Cross Reference Number: 33000-200-00-00-00000

<i>Description</i>	General Fund	Lottery Funds	Other Funds	Federal Funds	Nonlimited Other Funds	Nonlimited Federal Funds	All Funds
Total Expenditures							
Total Expenditures	-	-	998,511	-	-	-	998,511
Total Expenditures	-	-	\$998,511	-	-	-	\$998,511
Ending Balance							
Ending Balance	-	-	(998,511)	-	-	-	(998,511)
Total Ending Balance	-	-	(\$998,511)	-	-	-	(\$998,511)

ESSENTIAL AND POLICY PACKAGE FISCAL IMPACT SUMMARY

Energy, Dept of
Pkg: 202 - Oregon Solar + Storage Rebate Program Limitation

Cross Reference Name: Energy Development Services
Cross Reference Number: 33000-200-00-00-00000

<i>Description</i>	General Fund	Lottery Funds	Other Funds	Federal Funds	Nonlimited Other Funds	Nonlimited Federal Funds	All Funds
Beginning Balance							
Beginning Balance	-	-	-	-	-	-	-
Total Beginning Balance	-	-	-	-	-	-	-
Transfers Out							
Transfer Out - Indirect Cost	-	-	(51,751)	-	-	-	(51,751)
Total Transfers Out	-	-	(\$51,751)	-	-	-	(\$51,751)
Personal Services							
Class/Unclass Sal. and Per Diem	-	-	70,434	-	-	-	70,434
Empl. Rel. Bd. Assessments	-	-	33	-	-	-	33
Public Employees' Retire Cont	-	-	12,622	-	-	-	12,622
Social Security Taxes	-	-	5,389	-	-	-	5,389
Paid Family Medical Leave Insurance	-	-	282	-	-	-	282
Worker's Comp. Assess. (WCD)	-	-	28	-	-	-	28
Mass Transit Tax	-	-	423	-	-	-	423
Flexible Benefits	-	-	24,750	-	-	-	24,750
Total Personal Services	-	-	\$113,961	-	-	-	\$113,961
Services & Supplies							
Instate Travel	-	-	2,980	-	-	-	2,980
Employee Training	-	-	36	-	-	-	36
Office Expenses	-	-	189	-	-	-	189
Telecommunications	-	-	498	-	-	-	498
Attorney General	-	-	3,000	-	-	-	3,000

ESSENTIAL AND POLICY PACKAGE FISCAL IMPACT SUMMARY

Energy, Dept of
Pkg: 202 - Oregon Solar + Storage Rebate Program Limitation

Cross Reference Name: Energy Development Services
Cross Reference Number: 33000-200-00-00-00000

<i>Description</i>	General Fund	Lottery Funds	Other Funds	Federal Funds	Nonlimited Other Funds	Nonlimited Federal Funds	All Funds
Services & Supplies							
Other Services and Supplies	-	-	830	-	-	-	830
Total Services & Supplies	-	-	\$7,533	-	-	-	\$7,533
Special Payments							
Dist to Individuals	-	-	2,326,860	-	-	-	2,326,860
Total Special Payments	-	-	\$2,326,860	-	-	-	\$2,326,860
Total Expenditures							
Total Expenditures	-	-	2,448,354	-	-	-	2,448,354
Total Expenditures	-	-	\$2,448,354	-	-	-	\$2,448,354
Ending Balance							
Ending Balance	-	-	(2,500,105)	-	-	-	(2,500,105)
Total Ending Balance	-	-	(\$2,500,105)	-	-	-	(\$2,500,105)
Total Positions							
Total Positions							3
Total Positions	-	-	-	-	-	-	3
Total FTE							
Total FTE							0.63
Total FTE	-	-	-	-	-	-	0.63

ESSENTIAL AND POLICY PACKAGE FISCAL IMPACT SUMMARY

Energy, Dept of
Pkg: 203 - Oregon Solar + Storage Rebate Program Extension

Cross Reference Name: Energy Development Services
Cross Reference Number: 33000-200-00-00-00000

<i>Description</i>	General Fund	Lottery Funds	Other Funds	Federal Funds	Nonlimited Other Funds	Nonlimited Federal Funds	All Funds
Revenues							
General Fund Appropriation	10,000,000	-	-	-	-	-	10,000,000
Transfer from General Fund	-	-	10,000,000	-	-	-	10,000,000
Total Revenues	\$10,000,000	-	\$10,000,000	-	-	-	\$20,000,000
Transfers Out							
Transfer Out - Indirect Cost	-	-	(152,816)	-	-	-	(152,816)
Total Transfers Out	-	-	(\$152,816)	-	-	-	(\$152,816)
Personal Services							
Class/Unclass Sal. and Per Diem	-	-	211,302	-	-	-	211,302
Empl. Rel. Bd. Assessments	-	-	99	-	-	-	99
Public Employees' Retire Cont	-	-	37,866	-	-	-	37,866
Social Security Taxes	-	-	16,163	-	-	-	16,163
Paid Family Medical Leave Insurance	-	-	844	-	-	-	844
Worker's Comp. Assess. (WCD)	-	-	87	-	-	-	87
Mass Transit Tax	-	-	1,268	-	-	-	1,268
Flexible Benefits	-	-	74,250	-	-	-	74,250
Total Personal Services	-	-	\$341,879	-	-	-	\$341,879
Services & Supplies							
Instate Travel	-	-	8,940	-	-	-	8,940
Employee Training	-	-	108	-	-	-	108
Office Expenses	-	-	568	-	-	-	568
Telecommunications	-	-	1,495	-	-	-	1,495

ESSENTIAL AND POLICY PACKAGE FISCAL IMPACT SUMMARY

Energy, Dept of
Pkg: 203 - Oregon Solar + Storage Rebate Program Extension

Cross Reference Name: Energy Development Services
Cross Reference Number: 33000-200-00-00-00000

Description	General Fund	Lottery Funds	Other Funds	Federal Funds	Nonlimited Other Funds	Nonlimited Federal Funds	All Funds
Services & Supplies							
IT Professional Services	-	-	265,443	-	-	-	265,443
Attorney General	-	-	9,000	-	-	-	9,000
Other Services and Supplies	-	-	2,491	-	-	-	2,491
Total Services & Supplies	-	-	\$288,045	-	-	-	\$288,045
Special Payments							
Dist to Individuals	-	-	9,217,570	-	-	-	9,217,570
Intra-Agency Gen Fund Transfer	10,000,000	-	-	-	-	-	10,000,000
Total Special Payments	\$10,000,000	-	\$9,217,570	-	-	-	\$19,217,570
Total Expenditures							
Total Expenditures	10,000,000	-	9,847,494	-	-	-	19,847,494
Total Expenditures	\$10,000,000	-	\$9,847,494	-	-	-	\$19,847,494
Ending Balance							
Ending Balance	-	-	(310)	-	-	-	(310)
Total Ending Balance	-	-	(\$310)	-	-	-	(\$310)
Total Positions							
Total Positions	-	-	-	-	-	-	-
Total Positions	-	-	-	-	-	-	-

ESSENTIAL AND POLICY PACKAGE FISCAL IMPACT SUMMARY

Energy, Dept of
 Pkg: 203 - Oregon Solar + Storage Rebate Program Extension

Cross Reference Name: Energy Development Services
 Cross Reference Number: 33000-200-00-00-00000

<i>Description</i>	General Fund	Lottery Funds	Other Funds	Federal Funds	Nonlimited Other Funds	Nonlimited Federal Funds	All Funds
Total FTE							
Total FTE							1.87
Total FTE	-	-	-	-	-	-	1.87

ESSENTIAL AND POLICY PACKAGE FISCAL IMPACT SUMMARY

Energy, Dept of
Pkg: 204 - Wildfire Rebuilding Program Extension

Cross Reference Name: Energy Development Services
Cross Reference Number: 33000-200-00-00-00000

<i>Description</i>	General Fund	Lottery Funds	Other Funds	Federal Funds	Nonlimited Other Funds	Nonlimited Federal Funds	All Funds
Revenues							
General Fund Appropriation	5,849,582	-	-	-	-	-	5,849,582
Total Revenues	\$5,849,582	-	-	-	-	-	\$5,849,582
Personal Services							
Class/Unclass Sal. and Per Diem	367,944	-	-	-	-	-	367,944
Empl. Rel. Bd. Assessments	159	-	-	-	-	-	159
Public Employees' Retire Cont	65,936	-	-	-	-	-	65,936
Social Security Taxes	28,147	-	-	-	-	-	28,147
Paid Family Medical Leave Insurance	1,471	-	-	-	-	-	1,471
Worker's Comp. Assess. (WCD)	138	-	-	-	-	-	138
Mass Transit Tax	2,208	-	-	-	-	-	2,208
Flexible Benefits	118,800	-	-	-	-	-	118,800
Total Personal Services	\$584,803	-	-	-	-	-	\$584,803
Services & Supplies							
Instate Travel	13,951	-	-	-	-	-	13,951
Employee Training	168	-	-	-	-	-	168
Office Expenses	883	-	-	-	-	-	883
Telecommunications	6,000	-	-	-	-	-	6,000
Agency Program Related S and S	261,908	-	-	-	-	-	261,908
Other Services and Supplies	3,888	-	-	-	-	-	3,888
Total Services & Supplies	\$286,798	-	-	-	-	-	\$286,798

ESSENTIAL AND POLICY PACKAGE FISCAL IMPACT SUMMARY

Energy, Dept of
Pkg: 204 - Wildfire Rebuilding Program Extension

Cross Reference Name: Energy Development Services
Cross Reference Number: 33000-200-00-00-00000

<i>Description</i>	General Fund	Lottery Funds	Other Funds	Federal Funds	Nonlimited Other Funds	Nonlimited Federal Funds	All Funds
Special Payments							
Dist to Individuals	4,977,981	-	-	-	-	-	4,977,981
Total Special Payments	\$4,977,981	-	-	-	-	-	\$4,977,981
Total Expenditures							
Total Expenditures	5,849,582	-	-	-	-	-	5,849,582
Total Expenditures	\$5,849,582	-	-	-	-	-	\$5,849,582
Ending Balance							
Ending Balance	-	-	-	-	-	-	-
Total Ending Balance	-	-	-	-	-	-	-
Total Positions							
Total Positions							3
Total Positions	-	-	-	-	-	-	3
Total FTE							
Total FTE							3.00
Total FTE	-	-	-	-	-	-	3.00

ESSENTIAL AND POLICY PACKAGE FISCAL IMPACT SUMMARY

Energy, Dept of
Pkg: 205 - Residential Heat Pump Program Limitation

Cross Reference Name: Energy Development Services
Cross Reference Number: 33000-200-00-00-00000

<i>Description</i>	General Fund	Lottery Funds	Other Funds	Federal Funds	Nonlimited Other Funds	Nonlimited Federal Funds	All Funds
Beginning Balance							
Beginning Balance	-	-	-	-	-	-	-
Total Beginning Balance	-	-	-	-	-	-	-
Revenues							
General Fund Appropriation	-	-	-	-	-	-	-
Total Revenues	-	-	-	-	-	-	-
Transfers Out							
Transfer Out - Indirect Cost	-	-	(172,334)	-	-	-	(172,334)
Total Transfers Out	-	-	(\$172,334)	-	-	-	(\$172,334)
Personal Services							
Class/Unclass Sal. and Per Diem	-	-	244,593	-	-	-	244,593
Empl. Rel. Bd. Assessments	-	-	99	-	-	-	99
Public Employees' Retire Cont	-	-	43,831	-	-	-	43,831
Social Security Taxes	-	-	18,712	-	-	-	18,712
Paid Family Medical Leave Insurance	-	-	978	-	-	-	978
Worker's Comp. Assess. (WCD)	-	-	85	-	-	-	85
Mass Transit Tax	-	-	1,467	-	-	-	1,467
Flexible Benefits	-	-	74,250	-	-	-	74,250
Total Personal Services	-	-	\$384,015	-	-	-	\$384,015
Services & Supplies							
Instate Travel	-	-	9,158	-	-	-	9,158

ESSENTIAL AND POLICY PACKAGE FISCAL IMPACT SUMMARY

Energy, Dept of
Pkg: 205 - Residential Heat Pump Program Limitation

Cross Reference Name: Energy Development Services
Cross Reference Number: 33000-200-00-00-00000

<i>Description</i>	General Fund	Lottery Funds	Other Funds	Federal Funds	Nonlimited Other Funds	Nonlimited Federal Funds	All Funds
Services & Supplies							
Employee Training	-	-	111	-	-	-	111
Office Expenses	-	-	582	-	-	-	582
Telecommunications	-	-	5,000	-	-	-	5,000
Other Services and Supplies	-	-	2,552	-	-	-	2,552
IT Expendable Property	-	-	7,500	-	-	-	7,500
Total Services & Supplies	-	-	\$24,903	-	-	-	\$24,903
Special Payments							
Dist to Individuals	-	-	10,969,107	-	-	-	10,969,107
Other Special Payments	-	-	-	-	-	-	-
Total Special Payments	-	-	\$10,969,107	-	-	-	\$10,969,107
Total Expenditures							
Total Expenditures	-	-	11,378,025	-	-	-	11,378,025
Total Expenditures	-	-	\$11,378,025	-	-	-	\$11,378,025
Ending Balance							
Ending Balance	-	-	(11,550,359)	-	-	-	(11,550,359)
Total Ending Balance	-	-	(\$11,550,359)	-	-	-	(\$11,550,359)
Total Positions							
Total Positions	-	-	-	-	-	-	4
Total Positions	-	-	-	-	-	-	4

ESSENTIAL AND POLICY PACKAGE FISCAL IMPACT SUMMARY

Energy, Dept of
Pkg: 205 - Residential Heat Pump Program Limitation

Cross Reference Name: Energy Development Services
Cross Reference Number: 33000-200-00-00-00000

<i>Description</i>	General Fund	Lottery Funds	Other Funds	Federal Funds	Nonlimited Other Funds	Nonlimited Federal Funds	All Funds
Total FTE							
Total FTE							1.89
Total FTE	-	-	-	-	-	-	1.89

ESSENTIAL AND POLICY PACKAGE FISCAL IMPACT SUMMARY

Energy, Dept of
Pkg: 206 - Heat Pump Deployment Program Limitation

Cross Reference Name: Energy Development Services
Cross Reference Number: 33000-200-00-00-00000

<i>Description</i>	General Fund	Lottery Funds	Other Funds	Federal Funds	Nonlimited Other Funds	Nonlimited Federal Funds	All Funds
Beginning Balance							
Beginning Balance	-	-	-	-	-	-	-
Total Beginning Balance	-	-	-	-	-	-	-
Transfers Out							
Transfer Out - Indirect Cost	-	-	(235,021)	-	-	-	(235,021)
Total Transfers Out	-	-	(\$235,021)	-	-	-	(\$235,021)
Personal Services							
Class/Unclass Sal. and Per Diem	-	-	335,352	-	-	-	335,352
Empl. Rel. Bd. Assessments	-	-	131	-	-	-	131
Public Employees' Retire Cont	-	-	60,096	-	-	-	60,096
Social Security Taxes	-	-	25,654	-	-	-	25,654
Paid Family Medical Leave Insurance	-	-	1,342	-	-	-	1,342
Worker's Comp. Assess. (WCD)	-	-	115	-	-	-	115
Mass Transit Tax	-	-	2,012	-	-	-	2,012
Flexible Benefits	-	-	99,000	-	-	-	99,000
Total Personal Services	-	-	\$523,702	-	-	-	\$523,702
Services & Supplies							
Instate Travel	-	-	12,488	-	-	-	12,488
Employee Training	-	-	151	-	-	-	151
Office Expenses	-	-	793	-	-	-	793
Telecommunications	-	-	5,000	-	-	-	5,000
Other Services and Supplies	-	-	3,480	-	-	-	3,480

ESSENTIAL AND POLICY PACKAGE FISCAL IMPACT SUMMARY

Energy, Dept of
Pkg: 206 - Heat Pump Deployment Program Limitation

Cross Reference Name: Energy Development Services
Cross Reference Number: 33000-200-00-00-00000

<i>Description</i>	General Fund	Lottery Funds	Other Funds	Federal Funds	Nonlimited Other Funds	Nonlimited Federal Funds	All Funds
Services & Supplies							
IT Expendable Property	-	-	7,500	-	-	-	7,500
Total Services & Supplies	-	-	\$29,412	-	-	-	\$29,412
Special Payments							
Dist to Individuals	-	-	-	-	-	-	-
Other Special Payments	-	-	6,773,035	-	-	-	6,773,035
Total Special Payments	-	-	\$6,773,035	-	-	-	\$6,773,035
Total Expenditures							
Total Expenditures	-	-	7,326,149	-	-	-	7,326,149
Total Expenditures	-	-	\$7,326,149	-	-	-	\$7,326,149
Ending Balance							
Ending Balance	-	-	(7,561,170)	-	-	-	(7,561,170)
Total Ending Balance	-	-	(\$7,561,170)	-	-	-	(\$7,561,170)
Total Positions							
Total Positions	-	-	-	-	-	-	2
Total Positions	-	-	-	-	-	-	2

ESSENTIAL AND POLICY PACKAGE FISCAL IMPACT SUMMARY

Energy, Dept of
 Pkg: 206 - Heat Pump Deployment Program Limitation

Cross Reference Name: Energy Development Services
 Cross Reference Number: 33000-200-00-00-00000

<i>Description</i>	General Fund	Lottery Funds	Other Funds	Federal Funds	Nonlimited Other Funds	Nonlimited Federal Funds	All Funds
Total FTE							
Total FTE							2.50
Total FTE	-	-	-	-	-	-	2.50

Position Number	Auth No	Workday Id	Classification	Classification Name	Sal Rng	Pos Type	Mos	Step	Rate	Salary	OPE	Total	Pos Cnt	FTE
2325002	1422732		UA C0324 A P	PUBLIC SERVICE REPRESENTATIV	20	LF	0	3	3,962	23,772	16,098	39,870	1	0.25
2325003	1422733		UA C0324 A P	PUBLIC SERVICE REPRESENTATIV	20	LF	0	3	3,962	23,772	16,098	39,870	1	0.25
2325004	1422734		MMS X7084 A P	BUSINESS OPERATIONS MANAGEI	33X	LF	0	3	7,630	22,890	10,908	33,798	1	0.13
General Funds										0	0	0		
Lottery Funds										0	0	0		
Other Funds										70,434	43,104	113,538		
Federal Funds										0	0	0		
Total Funds										70,434	43,104	113,538	3	0.63

Position Number	Auth No	Workday Id	Classification	Classification Name	Sal Rng	Pos Type	Mos	Step	Rate	Salary	OPE	Total	Pos Cnt	FTE
2325002	1422732		UA C0324 A P	PUBLIC SERVICE REPRESENTATIV	20	PF	24	3	3,962	71,316	48,295	119,611	0	0.75
2325003	1422733		UA C0324 A P	PUBLIC SERVICE REPRESENTATIV	20	PF	24	3	3,962	71,316	48,295	119,611	0	0.75
2325004	1422734		MMS X7084 A P	BUSINESS OPERATIONS MANAGEI	33X	PP	12	3	7,630	68,670	32,719	101,389	0	0.37
General Funds										0	0	0		
Lottery Funds										0	0	0		
Other Funds										211,302	129,309	340,611		
Federal Funds										0	0	0		
Total Funds										211,302	129,309	340,611	0	1.87

POS116 - Net Package Fiscal Impact Report

Energy Development Services

2023-25 Biennium

Cross Reference Number: 33000-200-00-00-00000

Agency Request Budget

Package Number: 204

Position Number	Auth No	Workday Id	Classification	Classification Name	Sal Rng	Pos Type	Mos	Step	Rate	Salary	OPE	Total	Pos Cnt	FTE
2325005	1422735		UA C0212 A P	ACCOUNTING TECHNICIAN	19	LF	24	3	3,784	90,816	63,283	154,099	1	1.00
2325006	1422736		UA C0861 A P	PROGRAM ANALYST 2	27	LF	24	3	5,501	132,024	73,986	206,010	1	1.00
2325007	1422737		UA C0862 A P	PROGRAM ANALYST 3	29	LF	24	3	6,046	145,104	77,382	222,486	1	1.00
General Funds										367,944	214,651	582,595		
Lottery Funds										0	0	0		
Other Funds										0	0	0		
Federal Funds										0	0	0		
Total Funds										367,944	214,651	582,595	3	3.00

POS116 - Net Package Fiscal Impact Report

Energy Development Services

2023-25 Biennium

Cross Reference Number: 33000-200-00-00-00000

Agency Request Budget

Package Number: 205

Position Number	Auth No	Workday Id	Classification	Classification Name	Sal Rng	Pos Type	Mos	Step	Rate	Salary	OPE	Total	Pos Cnt	FTE
2325008	1422738		UA C0872 A P	OPERATIONS & POLICY ANALYST 3	30	LP	0	3	6,345	57,105	29,717	86,822	1	0.38
2325010	1422740		UA C0862 A P	PROGRAM ANALYST 3	29	LP	0	3	6,046	54,414	29,019	83,433	1	0.38
2325012	1422742		UA C0861 A P	PROGRAM ANALYST 2	27	LF	18	3	5,501	99,018	55,488	154,506	1	0.75
2325013	1422743		UA C0212 A P	ACCOUNTING TECHNICIAN	19	LP	9	3	3,784	34,056	23,731	57,787	1	0.38
General Funds										0	0	0		
Lottery Funds										0	0	0		
Other Funds										244,593	137,955	382,548		
Federal Funds										0	0	0		
Total Funds										244,593	137,955	382,548	4	1.89

POS116 - Net Package Fiscal Impact Report

Energy Development Services

2023-25 Biennium

Cross Reference Number: 33000-200-00-00-00000

Agency Request Budget

Package Number: 206

Position Number	Auth No	Workday Id	Classification	Classification Name	Sal Rng	Pos Type	Mos	Step	Rate	Salary	OPE	Total	Pos Cnt	FTE	
2325008	1422738		UA C0872 A P	OPERATIONS & POLICY ANALYST 2	30	LP	21	3	6,345	76,140	39,623	115,763	0	0.50	
2325009	1422739		UA C0861 A P	PROGRAM ANALYST 2	27	LF	24	3	5,501	132,024	73,986	206,010	1	1.00	
2325010	1422740		UA C0862 A P	PROGRAM ANALYST 3	29	LP	21	3	6,046	72,552	38,690	111,242	0	0.50	
2325011	1422741		UA C0436 A P	PROCUREMENT & CONTRACT SPE	23	LP	12	3	4,553	54,636	34,039	88,675	1	0.50	
General Funds											0	0	0		
Lottery Funds											0	0	0		
Other Funds											335,352	186,338	521,690		
Federal Funds											0	0	0		
Total Funds											335,352	186,338	521,690	2	2.50

DETAIL OF LOTTERY FUNDS, OTHER FUNDS, AND FEDERAL FUNDS REVENUE

Energy, Dept of
2023-25 Biennium

Agency Number: 33000
Cross Reference Number: 33000-200-00-00-00000

<i>Source</i>	2019-21 Actuals	2021-23 Leg Adopted Budget	2021-23 Leg Approved Budget	2023-25 Agency Request Budget	2023-25 Governor's Budget	2023-25 Leg. Adopted Budget
Lottery Funds						
Interest Income	24,495	-	-	-	-	-
Tsfr From Administrative Svcs	2,987,243	3,017,225	3,017,225	1,439,160	-	-
Total Lottery Funds	\$3,011,738	\$3,017,225	\$3,017,225	\$1,439,160	-	-
Other Funds						
Business Lic and Fees	167,249	103,000	103,000	103,000	-	-
Interest Income	175,055	176,900	176,900	176,900	-	-
Transfer In - Intrafund	625,088	1,085,645	1,085,645	1,085,645	-	-
Transfer from General Fund	1,940,000	60,000,000	93,500,000	10,000,000	-	-
Transfer Out - Intrafund	(287,041)	-	-	-	-	-
Transfer Out - Indirect Cost	(414,882)	(1,252,957)	(1,513,823)	(1,661,566)	-	-
Total Other Funds	\$2,205,469	\$60,112,588	\$93,351,722	\$9,703,979	-	-
Nonlimited Other Funds						
Fines and Forfeitures	10,248	4,000	4,000	4,000	-	-
Refunding Bonds	24,483,571	-	-	-	-	-
Interest Income	10,738,256	8,115,868	8,115,868	8,115,868	-	-
Loan Repayments	25,366,055	20,150,770	20,150,770	20,150,770	-	-
Other Revenues	17,002	50,000	50,000	50,000	-	-
Transfer In - Intrafund	40,953,187	27,031,300	27,031,300	27,031,300	-	-
Transfer from General Fund	-	-	-	1,500,000	-	-
Transfer Out - Intrafund	(41,578,186)	(28,116,945)	(28,116,945)	(28,116,945)	-	-
Total Nonlimited Other Funds	\$59,990,133	\$27,234,993	\$27,234,993	\$28,734,993	-	-

DETAIL OF LOTTERY FUNDS, OTHER FUNDS, AND FEDERAL FUNDS REVENUE

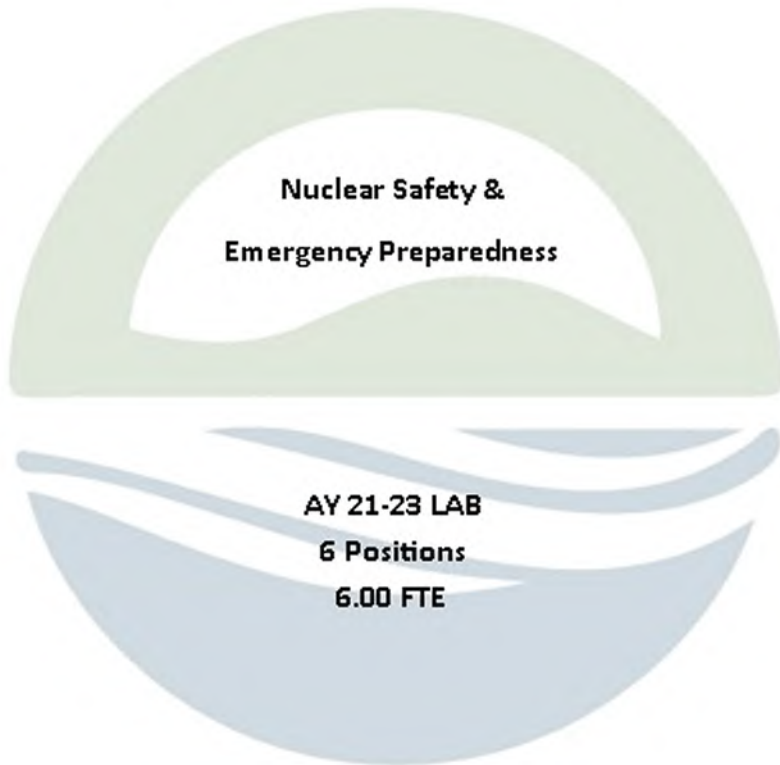
Source	Fund	ORBITS Revenue Acct	2019-21 Actual	2021-23 Legislatively Adopted	2021-23 Estimated	2023-25		
						Agency Request	Governor's	Legislatively Adopted
GENERAL FUND APPROPRIATION								
General Fund	8000	0050	-	70,831,296	70,831,296	17,349,582		
General Fund	8030	0050	-	3,500,000	3,500,000			
LICENSES AND FEES								
Business Licenses and Fees	3200	0205	-			-		
Business Licenses and Fees	3400	0205	167,249	103,000	103,000	103,000		
CHARGES FOR SERVICES								
Charges for Services	3200	0410	-					
Charges for Services	3400	0410				-		
Admin and Service Charges	3400	0415				-		
FINES, RENTS AND ROYALTIES								
Fines and Forfeitures	3200	0505	10,247	4,000	4,000	4,000		
BOND SALES								
Refunding Bonds	3200	0575	124,202			-		
Refunding Bonds	3230	0575	24,315,000			-		
General Fund Obligation Bonds	3200	0560	-			-		
Lottery Bonds	3400	0565	-			-		
INTEREST EARNINGS								
Interest Income	4430	0605	24,496			-		
Interest Income	3200	0605	10,738,255	8,115,868	8,115,868	8,115,868		
Interest Income	3400	0605	175,058	176,900	176,900	176,900		

DETAIL OF LOTTERY FUNDS, OTHER FUNDS, AND FEDERAL FUNDS REVENUE

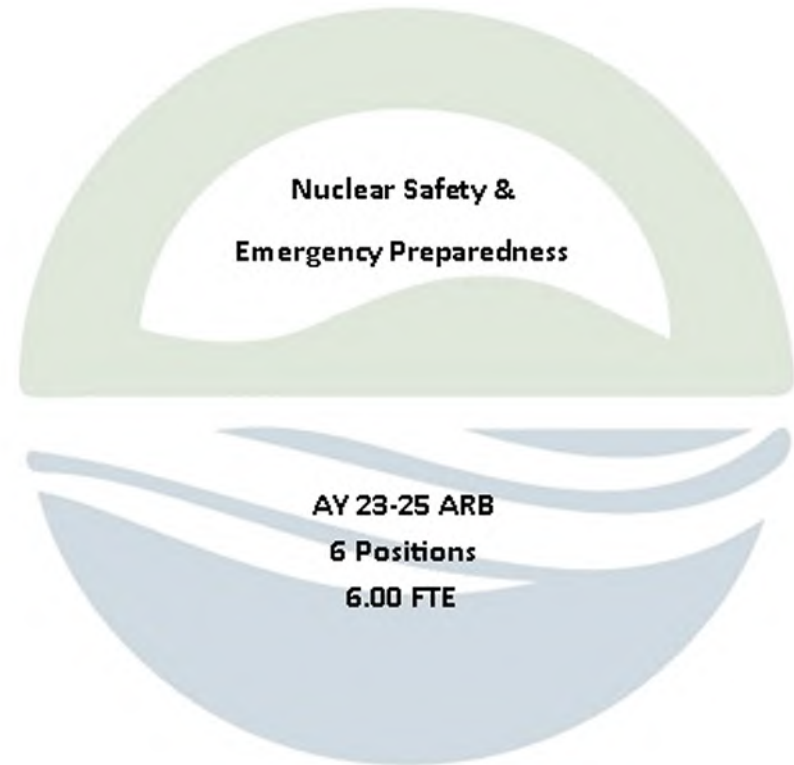
Source	Fund	ORBITS Revenue Acct	2019-21 Actual	2021-23 Legislatively Adopted	2021-23 Estimated	2023-25		
						Agency Request	Governor's	Legislatively Adopted
SALES INCOME								
Sales Income	3400	0705				-		
LOAN REPAYMENT								
Loan Repayments	3200	0925	25,366,056	20,150,770	20,150,770	20,150,770		
OTHER								
Other Revenues	3200	0975	17,002	50,000	50,000	50,000		
Other Revenues	3400	0975	-			-		
FEDERAL FUNDS REVENUE								
Federal Funds	6200	0995	-					
Federal Funds	6230	0995	-					
Federal Funds	6400	0995						
TOTAL			60,937,565	102,931,834	102,931,834	45,950,120	-	-

Nuclear Safety & Emergency Preparedness

2021-23 Legislatively Approved Budget



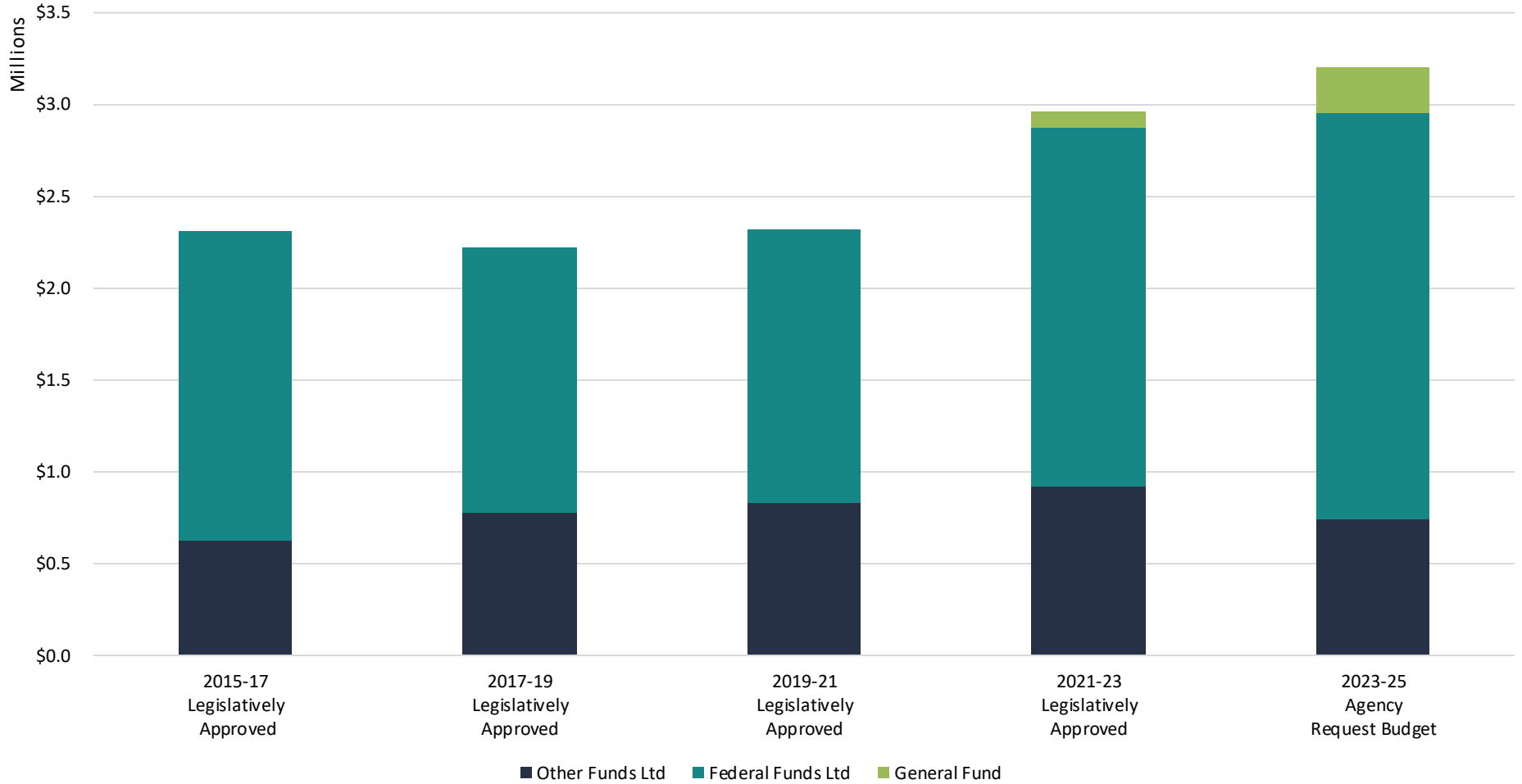
2023-25 Agency Request Budget



Nuclear Safety & Emergency Preparedness

Program Unit Executive Summary

Primary Outcome Area: Safer, healthier communities
Secondary Outcome Area: Responsible environmental stewardship
Program Contact: Maxwell Woods, 503-551-8209



Nuclear Safety & Emergency Preparedness

Program Overview

The Oregon Department of Energy's Nuclear Safety and Energy Emergency Preparedness Division protects the health and safety of Oregonians by:

- Influencing and assessing radioactive waste cleanup activities at the Hanford nuclear site in Washington. The Oregon Legislature (ORS 469.586) found that healthy, unpolluted river systems were essential to the well-being of the State. This ODOE Division ensures that the federal government carries out its responsibility to clean up Hanford while protecting Oregonians and the Columbia River from Hanford contaminants.
- Preparing, testing, and maintaining nuclear emergency preparedness plans; and supporting the safe transport of radioactive materials through Oregon.
- Developing and, during times of petroleum shortages, implementing the *Oregon Fuel Action Plan*, which ensures that emergency and essential services receive priority access to fuel.
- Enforcing Oregon's laws that prohibit the disposal of radioactive waste in the state.
- Reviewing, updating, and maintaining Oregon's Energy Security Plan.

Program Funding Request

The Division's 2023-25 Agency Request Budget is \$3,207,166:

- This budget supports the continuation of the current level of Division activities.
- This budget assumes Federal Funds of \$2,213,730, Other Funds of \$737,174, and General Funds of \$256,262. Because most of the funding for this Division comes from federal grants, stability of future funding may be at risk. Given that the U.S. Department of Energy (USDOE) expects Hanford cleanup activities to continue for another 50 years or more, the budget projections assume stable funding at the current level of performance through the 2023-25 biennium.

Program Description

The Division has multiple programs and responsibilities that protect the health, safety, and environment for all Oregonians.

The Hanford Nuclear Site is one of the most contaminated locations in the United States. It is located in southeast Washington on the banks of the Columbia River, approximately 35 miles from Oregon's border. At Hanford, the federal government produced plutonium for nuclear weapons for more than 40 years, creating huge amounts of radioactive and chemically hazardous waste.

Currently, the most challenging cleanup effort at Hanford is stabilizing 56 million gallons of high-level radioactive waste stored in 177 aging underground tanks – 63 of which have leaked in the past and one that is currently leaking. Additionally, there are hundreds of liquid waste disposal

Nuclear Safety & Emergency Preparedness

sites, waste burial grounds, and contaminated buildings, including nine nuclear reactors and more than 65 square miles of contaminated groundwater. Some of that contamination has reached the Columbia River.

USDOE owns and operates the Hanford site. The U.S. Environmental Protection Agency and the Washington Department of Ecology regulate the cleanup. Oregon has no regulatory authority at Hanford, but Division staff are charged with representing Oregon's interests in the cleanup by influencing key components of the cleanup decisions through technical and policy reviews of proposed actions and cleanup plans, as well as proposed federal budgets for Hanford. This advocacy ensures that Oregon's voice is heard and that environmental cleanup decisions protect the Columbia River and Oregon's interests.

The Division also provides professional support to the Oregon Hanford Cleanup Board, a governor-appointed board and forum for addressing Oregon's interest in Hanford cleanup issues. The board serves as a policy forum for developing Oregon's position on these issues. In 1987, the Legislature gave the Department the responsibility of supporting the newly created Oregon Hanford Waste Board (now called the Oregon Hanford Cleanup Board; ORS 469.566 through ORS 469.583).

The Division is the lead state agency for emergency preparedness planning associated with nuclear safety. In this role, the Division coordinates efforts of state agencies and county and local officials. Additionally, it provides and coordinates training exercises, and develops, updates, and maintains emergency plans and procedures so that state and local officials can adequately respond to a variety of potential hazards. While there are no liquefied natural gas export facilities currently in development in the state, the Division served as the lead state agency for emergency preparedness for previously proposed facilities in Oregon and if another such facility is proposed in the future, the Division would again serve as the lead state agency for safety planning.

The Division developed the *Oregon Fuel Action Plan*, which outlines steps for acquiring and allocating fuels in the event of an emergency. The action plan can be scaled up or down depending on emergency needs. In the event of a petroleum shortage, either locally or state-wide, the agency will work with the petroleum industry and the federal government to support fuel coming into the state and that its use is prioritized to meet emergency and essential service needs.

State law prohibits the disposal of radioactive materials in Oregon. However, virtually all materials contain some radioactivity, so administrative rules identify materials that present no significant danger to public health and safety and are therefore allowable for disposal in Oregon. The Division interprets and implements this program. The Division also helps Oregon businesses or municipalities to properly assess and dispose of such materials, and issues Notices of Violation for any materials disposed in violation of state law.

The Division is responsible for maintaining the Oregon Energy Security Plan and is currently conducting a comprehensive review and update of the state's plan. The revised plan will assess threats to Oregon's energy systems and propose specific mitigation measures to help reduce those threats. In the 2022 legislative session, the legislature passed SB 1567, directing ODOE to revise the plan, and authorized receipt of federal funds to support the plan update.

Nuclear Safety & Emergency Preparedness

Program Justification and Link to Long Term Focus Areas

The Division's work primarily links to the Governor's Focus Area of "Safer, healthier communities."

The Division has a long-established track record of preparing for radioactivity-related emergency responses focused on protecting people and communities across Oregon. The operation of a commercial nuclear power plant about 35 miles from the Oregon border; the continued storage of irradiated nuclear fuel rods at the former Trojan nuclear power plant; and the daily transport of radioactive materials and waste in and through the State pose health and safety risks to Oregonians.

Further, over the past few years, Oregon state government has focused more on the potential threats of catastrophic emergencies, such as a Cascadia Subduction Zone earthquake. The Oregon Department of Energy has taken part in numerous emergencies planning efforts, drawing from experience preparing for potential energy-related emergencies. Much of the response – lifesaving and restoring critical infrastructure such as communications, electricity, and roads – is dependent on the availability of fuel. The Division staff have worked with federal, state, and local partners to develop and implement the *Oregon Fuel Action Plan* to support delivery of fuel to meet those urgent needs. The *Oregon Fuel Action Plan* was published in 2017 after extensive public outreach and engagement. It identifies timelines for initiating and completing nine priority actions to protect public health and safety and restore critical lifeline services during emergencies. The Plan also identifies approved priority users and provides a structure and guidelines to request, justify and receive emergency fuel. The Division regularly implements the plan, including in the summer of 2021 to support jet fuel deliveries to fight wildfires in southern and eastern Oregon.

The Division is leading a major effort to review and update the Oregon Energy Security Plan, which considers all threats to Oregon's energy system, and proposes specific mitigation actions that can be taken to reduce or manage identified risks. The revised plan will help Oregonians across the state be better prepared for future risks to our vital energy systems and support safer communities.

Key Division outcomes include:

- State and county readiness to protect Oregonians and Oregon property should there be an accident at the Hanford Nuclear Site or the Columbia Generating Station nuclear power plant, which is located at Hanford.
- Support training of emergency responders throughout the state to conduct a swift and effective response in the event of a transportation accident involving radioactive materials.
- An updated and viable *Oregon Fuel Action Plan*.
- Expanded communications with landfill operators in Oregon to prevent the disposal of radioactive waste in the State.
- Enhanced program to prevent the disposal of radioactive waste in the State.
- Expanded and revised Oregon Energy Security Plan.
- Long-term technical support and oversight of the uranium mill disposal cell landfill near Lakeview, as well as two former uranium mine sites also near Lakeview.

Nuclear Safety & Emergency Preparedness

As a secondary outcome, the Division links to the Focus Area of “Responsible environmental stewardship.”

During the 1950s and 1960s, the Hanford nuclear site disposed of huge amounts of radioactivity and chemicals directly into the Columbia River. Those contaminants affected the river environment and people who ate large amounts of fish. Though releases to the river today are very limited, there are still significant plumes of contaminants in the soil column that could eventually reach the river in the future. Division staff work to advocate for protection of the Columbia River and Oregon’s interests in the ongoing cleanup, and particularly that USDOE and its regulators consider long-term impacts in their cleanup decisions and that the bulk of the contaminants are addressed, rather than simply left to spread over time. Additionally, the Division represents Oregon in the ongoing Hanford Natural Resources Damage Assessment (NRDA) process, as one of eight trustees of Hanford’s natural resources. Through the NRDA process, an assessment of impacts and lost natural resource services is conducted, and ultimately the responsible party, the U.S. Department of Energy, will provide mitigation to compensate for those lost natural resources.

Key Division outcomes include:

- Continued advocacy for Oregon’s priorities in the Hanford cleanup, particularly protection of the Columbia River
- Groundwater treatment programs at Hanford continue to operate and be expanded as necessary
- Hanford regulators maintain realistic cleanup deadlines to drive cleanup forward and help justify funding needs
- Hanford tank waste treatment program continues to advance, including startup of the low-activity vitrification plant and investment in high-level waste treatment plant
- Serve as the Oregon trustee on the Hanford Natural Resources Damages Assessment

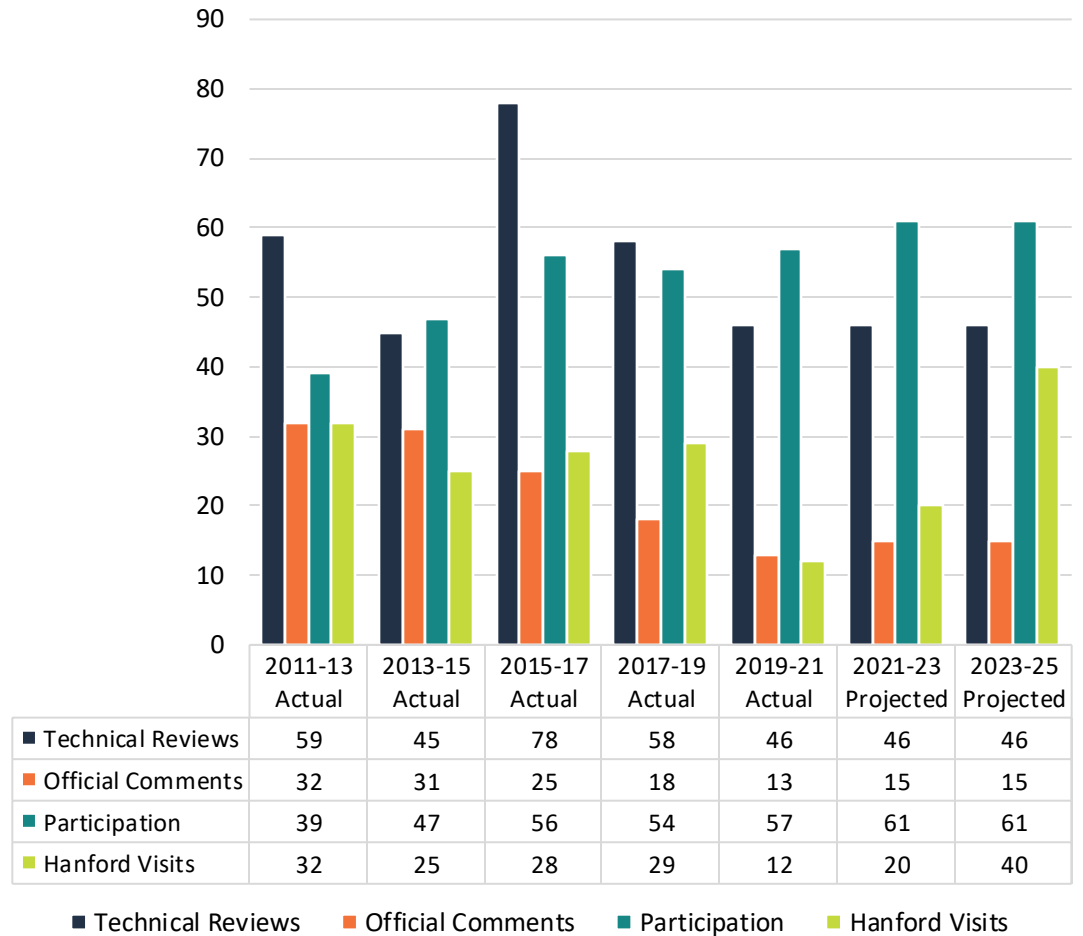
Nuclear Safety & Emergency Preparedness

Program Performance

Developing performance metrics for the Division is challenging because of the complexity and long-term nature of activities. Currently, there is no specific metric for this work.

Key activities include:

- Technical reviews:** The Division conducts in-depth analysis of proposed Hanford cleanup activities. An enormous amount of staff time can go into conducting these reviews.
- Official Comments:** Technical and policy reviews often result in formal comment letters to the U.S. Department of Energy and its regulators about proposed major cleanup activities at the Hanford site. The number of official comments is typically dependent on formal opportunities to comment, which are determined by USDOE and its regulators. The Division has other 'informal' avenues to represent Oregon's position, which are not captured in this metric.
- Participation:** Division staff routinely represent Oregon's viewpoint and perspective by serving on a variety of regional and national organizations. They include the National Governors' Association, Nuclear Regulatory Commission's State Liaison Program, the Hanford Advisory Board, State-Tribal Government Working Group, Western Interstate Energy Board's High Level Waste Transportation Group, and other nuclear emergency, safety, policy, and planning groups.
- Hanford Tours and Visits:** Division staff arrange and accompany Oregon Legislative members, Oregon Hanford Cleanup Board members, representatives of emergency response organizations, and others on tours of the Hanford site. The tours provide an opportunity for Oregonians to understand the complexity and challenges of the Hanford cleanup. Division staff also regularly attend meetings at the Hanford



Nuclear Safety & Emergency Preparedness

site or in nearby Richland, Washington. Due to the COVID pandemic, there were no tours of Hanford in calendar year 2020 or 2021. The Division is working with USDOE to restart site visits and tours in calendar year 2022 or 2023.

The State's goal is to protect Oregonians from exposure to hazards and the Division activities help to achieve this goal. The Division tabulates the number of technical reviews, official comments, participation, and Hanford visits annually. The historical and projected numbers for each of these categories, as well as cumulative totals, appear in the graph.

Enabling Legislation/Program Authorization

Statutory authority comes from ORS 469.533-6, 469.571-83, 469.577, 469.586-7, and 469.603-19 authorizing ODOE as the lead agency, designated by the Governor, to negotiate written agreements with USDOE, federal, and state agencies on matters related to long-term disposal of high-level radioactive waste.

- ORS 176.809 requires the department to prepare for an energy emergency.
- ORS 469.525 prohibits radioactive waste disposal facilities.
- ORS 469.533-6 authorizes ODOE to establish rules for the protection of health and evacuation procedures in the event of a nuclear power plant or nuclear installation accident or catastrophe.
- ORS 469.571-83 outlines the Oregon Hanford Cleanup Board and its duties.
- ORS 469.586-7 identifies Oregon's position on the Hanford Nuclear Reservation.
- ORS 469.603-19 regulates the transportation of radioactive material.
- Governor designation of ODOE as lead state agency for LNG emergency preparedness.

Funding Streams

This program receives federal, other funds, and general funds. Federal funds include an annual grant from USDOE for the participation in Hanford cleanup efforts and fulfilling Oregon's role as a Trustee of natural resources at Hanford. Federal funds also include a grant to support the Energy Security Plan revision and update. Other funds include grants, fees from haulers of radioactive materials, and Energy Supplier Assessment funds.

Significant Proposed Program Changes from 2021-23

None.

Nuclear Safety & Emergency Preparedness

Expenditures

Budget Expenditure Comparison

Expenditures	2021-23 Legislatively Approved Budget	2023-25 Agency Request Budget	Percent Change
Other Funds Ltd	\$916,374	\$737,174	-19.6%
Federal Funds Ltd	\$1,960,538	\$2,213,730	12.9%
General Funds	\$83,036	\$256,262	100.0%
Total Funds	\$2,959,948	\$3,207,166	8.4%
Positions/FTE	6/6.00	6/6.00	

Activities

Hanford Nuclear Site Cleanup

Division staff is involved in a variety of regional and national forums to ensure that the federal government carries out its responsibility to clean up Hanford while protecting the Columbia River (ORS 469.586-7). Staff also provides professional support to the Oregon Hanford Cleanup Board, created in 1987 by the Legislature, to represent the State and protect Oregon's interests in the possible designation of the Hanford site as a national repository for high-level nuclear waste. In 1991, the Legislature broadened the Board's mission to address the cleanup issues at Hanford. The Board includes 10 citizen members, one Governor's representative, two state agency representatives, six state legislators, and one representative from the Confederated Tribes of the Umatilla Indian Reservation. The Board serves as a policy forum for developing the State's positions on Hanford issues (ORS 469.571-83). Division staff are charged with representing Oregon's interests in the cleanup by influencing key components of the cleanup decisions through technical and policy reviews of proposed actions and cleanup plans, as well as proposed federal budgets for Hanford. This advocacy ensures that Oregon's voice is heard and that environmental cleanup decisions protect the Columbia River and Oregon's interests. Division staff also serve as Oregon's trustee in the ongoing Hanford Natural Resources Damages Assessment process.

Nuclear Safety & Emergency Preparedness

Emergency Preparedness

About 30,000 Oregonians live within the 50-mile nuclear emergency planning zone in Umatilla and Morrow counties for both the Hanford nuclear site and the Columbia Generating Station nuclear power plant. A fire, explosion, or other accident involving Hanford's contaminated facilities or underground waste storage tanks or an accident at CGS could cause an airborne release of radioactive materials that could affect Oregonians and our environment.

The State's primary concerns are protecting Oregonians, protecting the Columbia River, and making sure that Oregonians do not consume contaminated food products or move these products into the marketplace. The Department works with Morrow and Umatilla counties and with several state agencies as well as Oregon State University's Radiation Center to regularly test the nuclear emergency preparedness program.

Biennial reviews by the Federal Emergency Management Agency validate that Oregon's nuclear emergency preparedness program can:

- Effectively alert and mobilize emergency responders.
- Provide timely and accurate information to the public and news media.
- Issue and implement appropriate protective action recommendations to protect public health and safety.
- Sample, process and analyze potentially contaminated soil, food crops, air, and water.

The Division is also responsible for preparing and responding to an interruption in petroleum fuel supply or distribution throughout the state. The Division is responsible for managing and implementing the Oregon Fuel Action Plan during times of emergency. The Division also plans and participates in major exercises related to a Cascadia Subduction Zone earthquake to test procedures to coordinate with private industry and other government partners to bring in and distribute petroleum fuel to support emergency response.

The Division's key emergency preparedness activities are:

- Lead planning and execution of state and local preparedness for a nuclear accident at Hanford or at the Columbia Generating Station (ORS 469.533-6). Division staff coordinate state and local preparedness planning and conduct emergency response drills and exercises to ensure state and county readiness. Federal evaluators in 2021 determined that Oregon's preparedness work met all federal standards.
- Division staff participate in periodic notification drills led by PGE to ensure emergency response readiness relate to the storage of spent nuclear fuel at the former Trojan Nuclear Power Plant in Columbia County. In past years, the Division supervised safety measures during plant operations and the decommissioning of the Trojan facility. Decommissioning of the plant was completed in the early 2000s. The spent nuclear fuel now sits at the site of the former plant, safely stored in 34 two-story concrete and steel casks. The spent nuclear fuel will stay at the former Trojan plant site until the federal government is able to open a high-level nuclear waste repository, which is not expected for any decades. Division staff will participate in transportation planning for the eventual shipment of these materials to a permanent repository.

Nuclear Safety & Emergency Preparedness

- Administer Oregon’s petroleum fuel emergency response program during events of severe or long-term petroleum supply or distribution disruption. Division staff continue to work with federal, state, and local partners to refine and implement the *Oregon Fuel Action Plan* – to support preparations for importing and distributing fuel to meet urgent needs. Because Oregon imports nearly all of its refined petroleum products, a disruption to these supplies would threaten the ability of first responders and critical facilities to perform their duties.
- Develop and maintain Oregon’s Energy Security Plan. The plan will assess threats to Oregon’s energy systems and helps analyze and support mitigation projects to reduce threats and risks to our energy system.

Radioactive Waste Transport

On average, 300-400 radioactive material shipments travel through the state each year. The Oregon Department of Energy works with the Oregon Health Authority and Oregon State University to provide training to local and state emergency responders to ensure they are prepared to respond to an accident involving one of these shipments. Special precautions are also taken for certain shipments that contain higher levels of radioactivity.

Prohibition on Radioactive Waste Disposal

ORS 469.525 prohibits radioactive waste disposal within Oregon. The Division works with a variety of stakeholders including waste generators, disposal facilities, local communities, and other interested parties to implement the radioactive waste disposal program. ODOE and the Energy Facility Siting Council is also undertaking a rulemaking to enhance our enforcement authority in this area and update the program rules, based on direction from the 2021 legislative session in SB 246.

Division Context/Additional Background

Cleanup Funding for Hanford affects the Nuclear Safety Division. Although cleanup crews have made considerable progress at Hanford since 1989, the extent of the contamination and waste is so staggering that cleanup will continue for at least another 50 years. The growing federal deficit may further affect future funding for USDOE’s Hanford Site budget, which could disrupt program continuity. The division receives an annual grant from the USDOE to support Oregon’s interests in the Hanford cleanup.

Revenue Sources

The Nuclear Safety and Emergency Preparedness Division receives Federal, Other funds (grants and handler fees, ESA), and general funds.

Specifically, revenue sources include:

- Fees charged to haulers of radioactive materials.
- Federal funds/grant from USDOE for ODOE’s participation in Hanford cleanup efforts.

Nuclear Safety & Emergency Preparedness

- Funds from Energy Northwest, which owns and operates the Columbia Generating Station nuclear power plant, for nuclear preparedness activities.
- General funds for managing Oregon's radioactive waste disposal program.
- Energy Supplier Assessment funds for activities not covered by grant or other funds.

Legislative Concepts

None requested.

Nuclear Safety & Emergency Preparedness

Packages

Essential Packages

Purpose: the essential packages present budget adjustment needed to bring the base budget to Current Service Level (CSL), the calculated cost of continuing legislatively approved programs into the 2023-25 biennium.

How Achieved: see individual package captions.

Staffing Impact: None.

Revenue Sources: no changes to revenue sources

010 Non-PICS Personal Services/Vacancy Factor

Standard inflation of 4.3 percent on non-PICS items such as temporaries, overtime, differentials, and unemployment compensation, including OPE associated with each item. Also includes adjustments to the vacancy factor.

Package Total: \$3,971

021 Phase In

Package Total: \$190,590

022 Phase Out

Package Total: (\$5,972)

031 Standard Inflation

Application of inflation factors set out in the budget instructions.

Package Total: \$55,585

050 Fund Shift

Shifts expenditures between FF and OF accounts in Personal Services to better align with projections.

Package Total: \$0

Nuclear Safety & Emergency Preparedness

Policy Package 301: Radioactive Waste Oversight Program Expansion

Purpose:

Per ORS 469.525, it is illegal to dispose of radioactive waste in Oregon. Radioactive waste is defined in ORS 469.300 and administrative rule 345, division 50, authorized by the Energy Facility Siting Council and implemented by the ODOE Nuclear Safety and Emergency Preparedness Division staff. The rule includes an analysis process for assessing specific wastes streams for compliance with the definition of radioactive waste. Historically, the program has utilized minimal NSEP division staff-time. However, increased staff time was required to manage the program starting in 2019 with the discovery of illegal radioactive waste disposal at a landfill in Gilliam County. In the 2019-21 biennium, ESA funding supported the program. In the 2021-2023 biennium, the agency requested and received general funds to support the program. Legislation passed in 2021 allowed for expanded program responsibilities via rulemaking as well as expanded the list of parties responsible for compliance with radioactive waste disposal laws. The legislation also allowed the department to seek cost-recovery from parties found in violation of the radioactive waste disposal rules. The 2021 legislation directed ODOE and the Energy Facility Siting Council to revise its ruleset concerning radioactive waste, a project which is currently ongoing. The legislature approved a similar but smaller POP and authorized \$80,092 of general fund money in the current 2021-2023 biennium to ODOE's NSEP division to support work related to the state's in-state radioactive waste disposal program implementation. During this biennium, ODOE's experience is that properly managing Oregon's radioactive waste disposal program requires long-term management and funding that is beyond the limited funding authorized for the 2021-23 biennium. The POP supports the ODOE mission and strategic plan by protecting the environment and public health.

How Achieved:

The proposed POP would continue supporting the agency's radioactive waste disposal program with general funds and expand the agency resources dedicated to the program. Division will use existing staff and reprioritize workload to accomplish the goals of the POP. No new staff are necessary at this time. The additional general funds would support a program that is more proactive, comprehensive, and able to engage with the regulated community and stakeholders. This would involve technical reviews of waste streams to assess compliance with radioactive waste disposal regulations; working with Oregon waste generators, transporters, and landfills to support compliance; building and maintaining relationships with the regulated community; investigating potential non-compliance incidents; and coordinating activities with other state agencies (DEQ and OHA, particularly).

Staffing Impact:

No positions are requested.

Package Total: **\$64,021**
 \$173,929 GF
 (\$109,908) FF

ESSENTIAL AND POLICY PACKAGE FISCAL IMPACT SUMMARY

Energy, Dept of
Pkg: 010 - Vacancy Factor and Non-ORPICS Personal Services

Cross Reference Name: Nuclear Safety & Emergency Response
Cross Reference Number: 33000-300-00-00-00000

<i>Description</i>	General Fund	Lottery Funds	Other Funds	Federal Funds	Nonlimited Other Funds	Nonlimited Federal Funds	All Funds
Revenues							
General Fund Appropriation	324	-	-	-	-	-	324
Total Revenues	\$324	-	-	-	-	-	\$324
Personal Services							
All Other Differential	-	-	15	-	-	-	15
Public Employees' Retire Cont	-	-	3	-	-	-	3
Pension Obligation Bond	113	-	320	3,099	-	-	3,532
Social Security Taxes	-	-	1	-	-	-	1
Unemployment Assessments	-	-	71	-	-	-	71
Paid Family Medical Leave Insurance	-	-	-	-	-	-	-
Mass Transit Tax	211	-	138	-	-	-	349
Total Personal Services	\$324	-	\$548	\$3,099	-	-	\$3,971
Total Expenditures							
Total Expenditures	324	-	548	3,099	-	-	3,971
Total Expenditures	\$324	-	\$548	\$3,099	-	-	\$3,971
Ending Balance							
Ending Balance	-	-	(548)	(3,099)	-	-	(3,647)
Total Ending Balance	-	-	(\$548)	(\$3,099)	-	-	(\$3,647)

ESSENTIAL AND POLICY PACKAGE FISCAL IMPACT SUMMARY

Energy, Dept of
Pkg: 021 - Phase-in

Cross Reference Name: Nuclear Safety & Emergency Response
Cross Reference Number: 33000-300-00-00000

<i>Description</i>	General Fund	Lottery Funds	Other Funds	Federal Funds	Nonlimited Other Funds	Nonlimited Federal Funds	All Funds
Revenues							
Federal Funds	-	-	-	190,590	-	-	190,590
Total Revenues	-	-	-	\$190,590	-	-	\$190,590
Services & Supplies							
Instate Travel	-	-	-	5,557	-	-	5,557
Employee Training	-	-	-	98	-	-	98
Office Expenses	-	-	-	86	-	-	86
Telecommunications	-	-	-	953	-	-	953
Publicity and Publications	-	-	-	26	-	-	26
Professional Services	-	-	-	168,096	-	-	168,096
Dues and Subscriptions	-	-	-	14	-	-	14
Agency Program Related S and S	-	-	-	130	-	-	130
Total Services & Supplies	-	-	-	\$174,960	-	-	\$174,960
Special Payments							
Other Special Payments	-	-	-	15,630	-	-	15,630
Total Special Payments	-	-	-	\$15,630	-	-	\$15,630
Total Expenditures							
Total Expenditures	-	-	-	190,590	-	-	190,590
Total Expenditures	-	-	-	\$190,590	-	-	\$190,590

ESSENTIAL AND POLICY PACKAGE FISCAL IMPACT SUMMARY

Energy, Dept of
Pkg: 021 - Phase-in

Cross Reference Name: Nuclear Safety & Emergency Response
Cross Reference Number: 33000-300-00-00-00000

<i>Description</i>	General Fund	Lottery Funds	Other Funds	Federal Funds	Nonlimited Other Funds	Nonlimited Federal Funds	All Funds
Ending Balance							
Ending Balance	-	-	-	-	-	-	-
Total Ending Balance	-	-	-	-	-	-	-

ESSENTIAL AND POLICY PACKAGE FISCAL IMPACT SUMMARY

Energy, Dept of
Pkg: 022 - Phase-out Pgm & One-time Costs

Cross Reference Name: Nuclear Safety & Emergency Response
Cross Reference Number: 33000-300-00-00-00000

<i>Description</i>	General Fund	Lottery Funds	Other Funds	Federal Funds	Nonlimited Other Funds	Nonlimited Federal Funds	All Funds
Revenues							
General Fund Appropriation	(5,972)	-	-	-	-	-	(5,972)
Total Revenues	(\$5,972)	-	-	-	-	-	(\$5,972)
Services & Supplies							
Attorney General	(5,972)	-	-	-	-	-	(5,972)
Total Services & Supplies	(\$5,972)	-	-	-	-	-	(\$5,972)
Total Expenditures							
Total Expenditures	(5,972)	-	-	-	-	-	(5,972)
Total Expenditures	(\$5,972)	-	-	-	-	-	(\$5,972)
Ending Balance							
Ending Balance	-	-	-	-	-	-	-
Total Ending Balance	-	-	-	-	-	-	-

ESSENTIAL AND POLICY PACKAGE FISCAL IMPACT SUMMARY

Energy, Dept of
Pkg: 031 - Standard Inflation

Cross Reference Name: Nuclear Safety & Emergency Response
Cross Reference Number: 33000-300-00-00-00000

<i>Description</i>	General Fund	Lottery Funds	Other Funds	Federal Funds	Nonlimited Other Funds	Nonlimited Federal Funds	All Funds
Revenues							
General Fund Appropriation	1,213	-	-	-	-	-	1,213
Total Revenues	\$1,213	-	-	-	-	-	\$1,213
Services & Supplies							
Instate Travel	78	-	440	927	-	-	1,445
Out of State Travel	-	-	1,120	3,187	-	-	4,307
Employee Training	-	-	15	265	-	-	280
Office Expenses	-	-	129	203	-	-	332
Telecommunications	-	-	219	276	-	-	495
Publicity and Publications	-	-	78	101	-	-	179
Professional Services	-	-	4,105	31,849	-	-	35,954
Attorney General	-	-	5,347	65	-	-	5,412
Employee Recruitment and Develop	-	-	110	14	-	-	124
Dues and Subscriptions	-	-	2	10	-	-	12
Fuels and Utilities	-	-	8	-	-	-	8
Facilities Maintenance	-	-	175	84	-	-	259
Agency Program Related S and S	1,135	-	1,297	364	-	-	2,796
Other Services and Supplies	-	-	680	-	-	-	680
IT Expendable Property	-	-	173	-	-	-	173
Total Services & Supplies	\$1,213	-	\$13,898	\$37,345	-	-	\$52,456
Special Payments							
Dist to Counties	-	-	1,383	995	-	-	2,378
Spc Pmt to Public Universities	-	-	71	-	-	-	71

ESSENTIAL AND POLICY PACKAGE FISCAL IMPACT SUMMARY

Energy, Dept of
Pkg: 031 - Standard Inflation

Cross Reference Name: Nuclear Safety & Emergency Response
Cross Reference Number: 33000-300-00-00-00000

<i>Description</i>	General Fund	Lottery Funds	Other Funds	Federal Funds	Nonlimited Other Funds	Nonlimited Federal Funds	All Funds
Special Payments							
Other Special Payments	-	-	50	630	-	-	680
Total Special Payments	-	-	\$1,504	\$1,625	-	-	\$3,129
Total Expenditures							
Total Expenditures	1,213	-	15,402	38,970	-	-	55,585
Total Expenditures	\$1,213	-	\$15,402	\$38,970	-	-	\$55,585
Ending Balance							
Ending Balance	-	-	(15,402)	(38,970)	-	-	(54,372)
Total Ending Balance	-	-	(\$15,402)	(\$38,970)	-	-	(\$54,372)

ESSENTIAL AND POLICY PACKAGE FISCAL IMPACT SUMMARY

Energy, Dept of
Pkg: 050 - Fundshifts

Cross Reference Name: Nuclear Safety & Emergency Response
Cross Reference Number: 33000-300-00-00-00000

<i>Description</i>	General Fund	Lottery Funds	Other Funds	Federal Funds	Nonlimited Other Funds	Nonlimited Federal Funds	All Funds
Personal Services							
Class/Unclass Sal. and Per Diem	-	-	(151,041)	151,041	-	-	-
Empl. Rel. Bd. Assessments	-	-	(35)	35	-	-	-
Public Employees' Retire Cont	-	-	(27,067)	27,067	-	-	-
Social Security Taxes	-	-	(11,554)	11,554	-	-	-
Paid Family Medical Leave Insurance	-	-	(601)	601	-	-	-
Worker's Comp. Assess. (WCD)	-	-	(30)	30	-	-	-
Flexible Benefits	-	-	(25,740)	25,740	-	-	-
Total Personal Services	-	-	(\$216,068)	\$216,068	-	-	-
Total Expenditures							
Total Expenditures	-	-	(216,068)	216,068	-	-	-
Total Expenditures	-	-	(\$216,068)	\$216,068	-	-	-
Ending Balance							
Ending Balance	-	-	216,068	(216,068)	-	-	-
Total Ending Balance	-	-	\$216,068	(\$216,068)	-	-	-

ESSENTIAL AND POLICY PACKAGE FISCAL IMPACT SUMMARY

Energy, Dept of
Pkg: 301 - Radioactive Waste Oversight Program Expansion

Cross Reference Name: Nuclear Safety & Emergency Response
Cross Reference Number: 33000-300-00-00-00000

<i>Description</i>	General Fund	Lottery Funds	Other Funds	Federal Funds	Nonlimited Other Funds	Nonlimited Federal Funds	All Funds
Revenues							
General Fund Appropriation	173,929	-	-	-	-	-	173,929
Federal Funds	-	-	-	(109,908)	-	-	(109,908)
Total Revenues	\$173,929	-	-	(\$109,908)	-	-	\$64,021
Personal Services							
Class/Unclass Sal. and Per Diem	76,221	-	-	(76,221)	-	-	-
Empl. Rel. Bd. Assessments	19	-	-	(19)	-	-	-
Public Employees' Retire Cont	13,659	-	-	(13,659)	-	-	-
Social Security Taxes	5,831	-	-	(5,831)	-	-	-
Paid Family Medical Leave Insurance	302	-	-	(302)	-	-	-
Worker's Comp. Assess. (WCD)	16	-	-	(16)	-	-	-
Mass Transit Tax	457	-	-	-	-	-	457
Flexible Benefits	13,860	-	-	(13,860)	-	-	-
Total Personal Services	\$110,365	-	-	(\$109,908)	-	-	\$457
Services & Supplies							
Instate Travel	2,380	-	-	-	-	-	2,380
Telecommunications	6,000	-	-	-	-	-	6,000
Attorney General	5,808	-	-	-	-	-	5,808
Agency Program Related S and S	49,376	-	-	-	-	-	49,376
Total Services & Supplies	\$63,564	-	-	-	-	-	\$63,564

ESSENTIAL AND POLICY PACKAGE FISCAL IMPACT SUMMARY

Energy, Dept of
Pkg: 301 - Radioactive Waste Oversight Program Expansion

Cross Reference Name: Nuclear Safety & Emergency Response
Cross Reference Number: 33000-300-00-00-00000

<i>Description</i>	General Fund	Lottery Funds	Other Funds	Federal Funds	Nonlimited Other Funds	Nonlimited Federal Funds	All Funds
Total Expenditures							
Total Expenditures	173,929	-	-	(109,908)	-	-	64,021
Total Expenditures	\$173,929	-	-	(\$109,908)	-	-	\$64,021
Ending Balance							
Ending Balance	-	-	-	-	-	-	-
Total Ending Balance	-	-	-	-	-	-	-

POS116 - Net Package Fiscal Impact Report

Nuclear Safety & Emergency Response

2023-25 Biennium

Cross Reference Number: 33000-300-00-00-00000

Agency Request Budget

Package Number: 301

Position Number	Auth No	Workday Id	Classification	Classification Name	Sal Rng	Pos Type	Mos	Step	Rate	Salary	OPE	Total	Pos Cnt	FTE	
34002	167310	4141	MESN Z7253 A P	Energy Manager 3		PF	0	10	11,802	0	0	0	0	0.00	
3037001	167780	51841	UA C8505 A P	NATURAL RESOURCE SPECIALIST	32	PF	0	10	9,752	0	0	0	0	0.00	
3037004	1058450	55181	UA C8504 A P	NATURAL RESOURCE SPECIALIST	30	PF	0	8	8,053	0	0	0	0	0.00	
General Funds											0	0	0		
Lottery Funds											0	0	0		
Other Funds											0	0	0		
Federal Funds											0	0	0		
Total Funds											0	0	0	0	0.00

DETAIL OF LOTTERY FUNDS, OTHER FUNDS, AND FEDERAL FUNDS REVENUE

Energy, Dept of
2023-25 Biennium

Agency Number: 33000
Cross Reference Number: 33000-300-00-00-00000


<i>Source</i>	2019-21 Actuals	2021-23 Leg Adopted Budget	2021-23 Leg Approved Budget	2023-25 Agency Request Budget	2023-25 Governor's Budget	2023-25 Leg. Adopted Budget
Other Funds						
Business Lic and Fees	37,030	45,000	45,000	45,000	-	-
Charges for Services	526,304	471,798	471,798	471,798	-	-
Transfer In - Intrafund	610,041	721,853	721,853	474,360	-	-
Transfer Out - Intrafund	(836)	-	-	-	-	-
Transfer Out - Indirect Cost	(364,056)	(310,980)	(310,980)	(192,017)	-	-
Total Other Funds	\$808,483	\$927,671	\$927,671	\$799,141	-	-
Federal Funds						
Federal Funds	2,064,177	2,154,439	2,482,435	2,563,117	-	-
Transfer Out - Indirect Cost	(709,973)	(613,794)	(613,794)	(643,742)	-	-
Total Federal Funds	\$1,354,204	\$1,540,645	\$1,868,641	\$1,919,375	-	-

DETAIL OF LOTTERY FUNDS, OTHER FUNDS, AND FEDERAL FUNDS REVENUE

Source	Fund	ORBITS Revenue Acct	2019-21 Actual	2021-23 Legislatively Adopted	2021-23 Estimated	2023-25		
						Agency Request	Governor's	Legislatively Adopted
GENERAL FUND APPROPRIATION								
General Fund	8000	0050	-	80,092	80,092	256,262		
General Fund	8030	0050	-					
LICENSES AND FEES								
Business Licenses and Fees	3400	0205	37,030	45,000	45,000	45,000		
CHARGES FOR SERVICES								
Charges for Services	3400	0410	526,304	471,798	471,798	471,798		
FEDERAL FUNDS REVENUE								
Federal Funds	6400	0995	2,064,178	2,154,439	2,154,439	2,563,117		
TOTAL			2,627,512	2,751,329	2,751,329	3,336,177	-	-

Energy Facility Siting Budget Narrative

2021-23 Legislatively Approved Budget



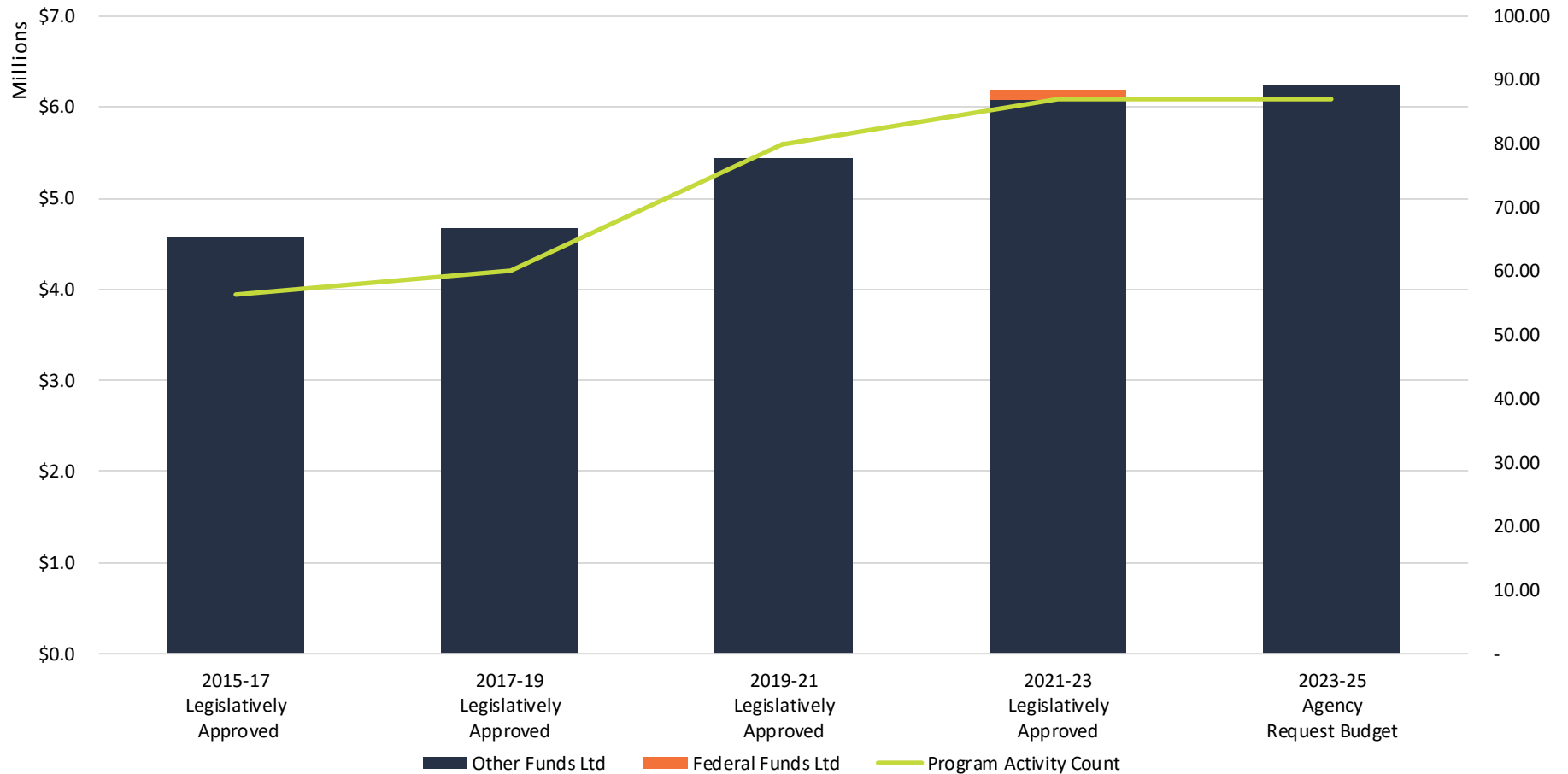
2023-25 Agency Request Budget



Energy Facility Siting Budget Narrative

Executive Summary

Primary Long-Term Focus Area: Responsible environmental stewardship
Secondary Long-Term Focus Area: Safer, healthier communities
Tertiary Long-Term Focus Area: Excellence in state government
Program Contact: Todd Cornett, 503-428-2962



Energy Facility Siting Budget Narrative

Program Overview

The Energy Facility Siting Division works with energy facility developers as well as operating facilities, including but not limited to: renewable energy facilities, non-renewable energy facilities, high voltage transmission lines, natural gas pipelines, and natural gas storage facilities. The Division performs interdisciplinary analyses of the environmental, regulatory, and technical aspects of proposed energy facilities in an open and public process to ensure compliance with Oregon's siting standards. The Division also oversees ongoing compliance activities and decommissioning of facilities. Oregon continues to see development of new technologies and investments in renewable energy generation, which makes the energy siting work a high priority for the Department.

Program Funding

The Division's Agency Request Budget for the 2023-25 biennium is \$6,257,709. This request assumes Other Fund expenditures of \$6,257,709 to support efficient, timely, and transparent energy facility siting review. Oregon statutes authorize cost recovery for energy facility siting and compliance activities, so most of the funding for this program comes from facility siting applicants or site certificate holders. Some of the limitation being requested is for Special Payments, which allows the Department to recover costs for state, local, and tribal government partners that review siting applications and amendments, and to assist with compliance.

Program Description

While state jurisdictional energy project oversight dates back to 1959, the Legislature established the seven-member Energy Facility Siting Council (EFSC) in 1975 to ensure Oregon has an adequate energy supply while protecting Oregon's environment and ensuring public safety. Oregon law defines the type and size of energy facilities subject to EFSC jurisdiction at ORS 469.300(11)(a) and authorizes EFSC to establish and update rules to administer the state siting program. Department staff provide administrative and technical support to EFSC throughout the energy facility siting and rulemaking processes. Staff reviews and consults with appropriate state agencies, local jurisdictions, and tribal governments involved with the scoping and presentation of potential projects and how they may affect relevant communities. Staff also builds a comprehensive record of facts and findings that demonstrate whether a proposed facility meets Oregon's siting standards.

Energy facility siting activities fall into the following categories: Large-Scale Energy Facility Siting; Monitoring and Compliance; Federal Siting Coordination; and Energy Facility Siting Council.

To date, EFSC and its predecessors have received more than 200 requests in 29 of Oregon's 36 counties, including applications for new energy facilities, amendment requests to approved energy facilities, and exemption requests for having to meet state siting standards. Examples include: over 4,500 MW of approved renewable electrical generation with 2,720 MW in operation; 600 MW under construction and over 3,100 MW currently under review; 13,500 MW of approved non-renewable electrical generation with 3,200 MW in operation; and 1,680 MW decommissioned.

Energy Facility Siting Budget Narrative

Program Justification and Link to Long Term Focus Areas

Responsible Environmental Stewardship is the primary long-term focus area. The statutory policy for the siting of large-scale energy facilities comes from ORS 469.310 and includes a specific environmental stewardship directive.

“In the interests of the public health and the welfare of the people of this state, it is the declared public policy of this state that the siting, construction and operation of energy facilities shall be accomplished in a manner consistent with protection of the public health and safety and in compliance with the energy policy and air, water, solid waste, land use and other environmental protection policies of this state.”

This directive is specifically implemented through the following standards adopted by the Energy Facility Siting Council:

- Standards for Energy Facilities that Emit Carbon Dioxide
- Fish and Wildlife Habitat which incorporate Oregon Department of Fish and Wildlife habitat mitigation goals and standards
- Threatened and Endangered Species
- Historic, Cultural and Archeological Resources
- Scenic Resources
- Land Use
- Protected Areas, which include areas such as national and state wildlife refuges, national monuments and parks, and state estuarine areas
- Soil Protection

It is the applicant’s burden of proof to show its energy facility application meets these standards. The state energy facility review is designed, by statute and rule, to be a consolidated review that incorporates all local land use regulations and comprehensive plan provisions into the land use standard and all state standards and permits. To help ensure these standards are met, there are five points in the review where notice is provided to state agencies, local governments, and tribal governments, requesting them to review and comment on either applicant or Department staff documents.

Safer, Healthier Communities is the secondary long-term focus area. The statutory policy also provides the directive to ensure any approved facilities are constructed, operated, and decommissioned in a way consistent with public health and safety. This directive is specifically implemented through the following standards adopted by the Energy Facility Siting Council:

- Retirement and Financial Assurance
- Noise Requirements, which reference the Department of Environmental Quality’s Noise Control Program
- Public Health and Safety Standards for Wind Energy Facilities

Energy Facility Siting Budget Narrative

- Public Health and Safety Standards for Surface Facilities Related to Underground Natural Gas Storage Reservoirs
- Siting Standards for Transmission Lines
- Public Services
- Structural Standard
- Waste Minimization
- Organizational Expertise

Department staff also rely on state agencies, local governments, and tribal governments during their review of applications and amendments. If additional expertise is needed, the Department has third-party contractors available.

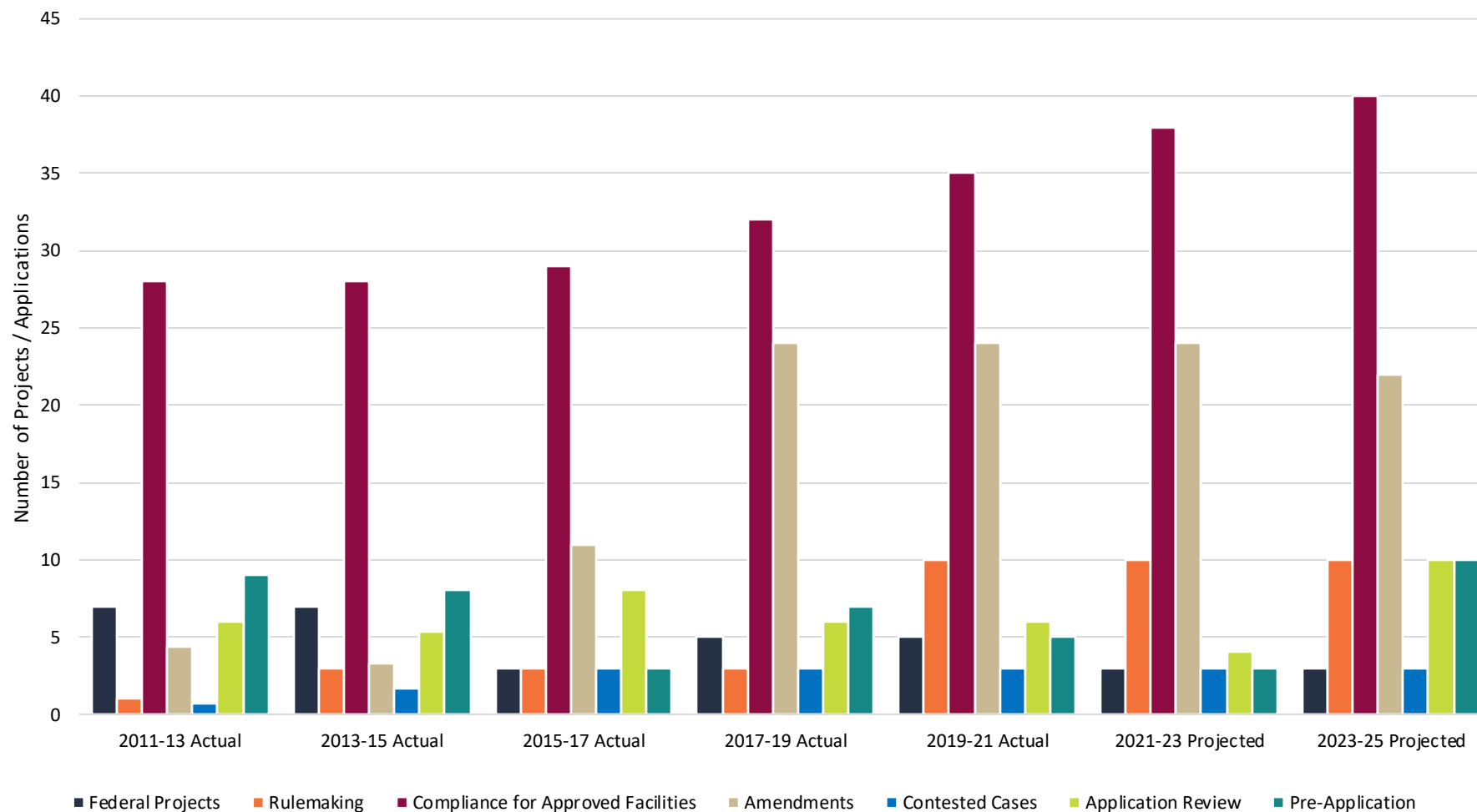
Excellence in State Government is the tertiary long-term focus area. Since 2012, as a result of internal and legislatively mandated analyses, the Siting Division has undertaken significant administrative efforts to identify and pursue program efficiencies to be more timely, consistent, inclusive, transparent, and predictable. To ensure continual process improvement, an annual work plan is established that identifies projects that benefit the numerous participants and stakeholders in the state energy siting review. Projects identified in the annual work plan are tied to one or more of the high-level goals identified below.

- **Applicant/Site Certificate Holders** – Increase applicant/certificate holders' trust and perception of value of the state energy siting process by decreasing siting process unknowns.
- **Public** – Increase and enhance the public's understanding, participation, and trust in the state energy siting process.
- **Reviewing Agencies** – Increase the quality and quantity of the Energy Facility Siting Division's connections to local, state, federal, and tribal agencies that participate in the state energy siting process.
- **Regulatory Clarity** – Increase the efficiency, effectiveness, transparency, accountability, and predictability of the site certificate process.
- **Process Improvement** – Systematically evaluate underlying business processes to achieve the highest possible efficiency.
- **Adaptability** – Strengthen the ability of the Energy Facility Siting Council and the Division's staff and processes to adapt to changes in energy markets and environmental constraints — as well as adapting to any subsequent changes to applications for site certificates and the department's and division's staffing and priorities.

Energy Facility Siting Budget Narrative

Program Performance

No single metric encompasses the complex nature of Division activities. As a way of illustrating the volume or units of work that pass through the Division, the Department tabulates its work into seven categories in the chart below. The chart includes past annual data and forecasts upcoming years to show the number of projects or applications in each category:



Energy Facility Siting Budget Narrative

It is difficult to forecast the volume of applications that will be processed by the Department due to the many external market factors that affect a developer's decision to seek a site certificate and ultimately build an energy facility. Projections indicate an increased number of applications and amendments. It is critical to maintain a highly competent, qualified, and appropriately sized workforce to review energy facility applications and amendments in a timely, efficient, transparent, and inclusive way.

Enabling Legislation/Program Authorization

Statutory authority is derived from Oregon Revised Statutes Chapter 469; specifically, ORS 469.300 to 469.520 and 469.590 to 469.601. OAR 345 contains the Energy Facility Siting Council's rules.

Funding Streams

The Division receives its support from Other Fund revenues, primarily in the form of annual facility siting certification fees and application fees. While Oregon statute allows for cost recovery for facility specific siting activities, some program activities cannot be linked to a specific site. Energy Supplier Assessment revenues are used for EFSC activities and to fund activities when no other funding source is available (ORS 469.421(8) (a)).

Significant Proposed Program Changes from 2021-23

Siting workload increased significantly between the 2005-07 and 2011-13 biennia. During the 2013-15 and 2015-17 biennia, the Division experienced a decline in application demand, but more contested cases and an increased focus on compliance. During the 2017-2019 biennium, the Division experienced an increase in the number of applications and amendments, which remained relatively constant through the mid-point of the 2021-23 biennium. There is a forecasted increase in applications and amendments for the 2023-25 biennium. A continuing challenge for the Division is to adjust the size and configuration of the staff as facility siting workload changes. One way this has been managed in the past is to increase the use of consultants as workload increases. While this still may occur out of necessity, the Division primarily utilizes consultants for specific technical reviews related to EFSC standards, such as the Historic, Cultural and Archaeological Resources standard. However, previous experience proved that heavy reliance on consultants resulted in increased costs and inconsistent work products for the Division.

A recent assessment of the compliance program identified the need for additional staffing capacity due to an increase in pre-construction and construction activities, as well as to enhance and expand the evaluation of tasks such as: annual report review, facility modifications, and need for amendment request determinations; site visit coordination with counties and local governments; mitigation inspections and corrective action follow up; and improved records management organization and retention processes. Therefore, the 2021-23 budget authorized the division to re-establish two limited duration Utility and Energy Analyst 2 positions, approved in 2019-21, to meet the increased workload associated with compliance and the review of applications and amendments in the Energy Facility Siting review process.

Energy Facility Siting Budget Narrative

Expenditures

Budget Expenditure Comparison

Expenditures	2021-23 Legislatively Approved Budget	2023-25 Agency Request Budget	Percent Change
Other Funds Ltd	\$6,081,555	\$6,257,709	2.9%
Federal Funds Ltd	\$113,666	\$0	-100.0%
Total Funds	\$6,195,221	\$6,257,709	1.0%
Positions/FTE	13/13.00	13/13.00	

Activities

In 1975, the Legislature established a seven-member Energy Facility Siting Council (EFSC) to provide state oversight for the siting of large-scale energy facilities in Oregon. Oregon law defines the type and size of energy facilities subject to EFSC jurisdiction.

The Division provides administrative and technical support to EFSC throughout the siting process. Staff reviews and consults with appropriate state agencies, local jurisdictions, and tribes; is involved with the scoping and presentation of the project for affected communities; facilitates a public review and comment process; and builds a comprehensive record of facts and findings that demonstrate whether a developer and the facility can meet Oregon's siting standards.

Energy Facility Siting and Oversight

Key activities fall into the following categories:

- **Large-Scale Energy Facility Siting:** More than 60 percent of the program involves reviewing applications and requests for amendments of large-scale energy projects. These reviews involve the following distinct phases:
 - **Pre-application/Notice of Intent:** Potential applicants initiate conversations about the siting process and proposed project scope that leads to the applicant filing a Notice of Intent. The NOI is circulated for public and agency review and comment, and based on the NOI and comments received, the Department prepares the project order, which details the information and materials that must be submitted in the application for site certificate submission and review phase. The time between the NOI and application

Energy Facility Siting Budget Narrative

filing is based on the applicant's readiness, which can range from a few months to three years, and some applicants who file an NOI choose not to submit an application.

- **Application Review:** Once an applicant submits an application for site certificate, the Department begins the review process based on defined rule processes and procedures. The application review process can take a few months to a year or more, depending on the complexity of the application, missing information, or major issues of controversy or compliance. Key steps within this process include application completeness review, creating the draft proposed order (staff's preliminary recommendation) and conducting a public comment period and a public hearing, EFSC review of the draft proposed order, staff issuance of the proposed order (staff's secondary recommendation), and EFSC's final review and decision. There are several notices and opportunities for review and comment by state agencies, local governments, tribal governments, and the public.
 - **Contested Cases and Supreme Court Appeals:** The application process includes an automatic contested case hearing. Only persons who have raised an issue with sufficient specificity on the record of the draft proposed order are eligible to be a party to, and make arguments during, the contested case hearing. Those persons can also appeal an EFSC final order directly to the Oregon Supreme Court. If party status is granted, the obligatory contested case hearing becomes a fully litigated contested case process. When this occurs, the process can take six to 18 months, depending on the number of parties and issues, and significantly increases the cost of the application review. When there are fully litigated contested cases, finding solutions that mitigate everyone's concerns is challenging because the facility siting process was designed to address diversity and complexity.
 - **Facility Amendments:** Certified facilities may submit requests for amended site certificates for a variety of reasons, such as extending construction deadlines or changing the site boundary, design, construction, or operation of a facility. The workload, complexity and issues associated with amendment requests varies greatly; some amendments are minor, and others being more like a new application. The number of amendments per facility also varies. Some facilities have never submitted an amendment whereas one has requested and been approved for 12 amendments. Amendments typically make up approximately half of the workload of this category.
- **Monitoring:** After a facility receives a site certificate, Department staff monitor facility compliance throughout the life cycle of the facility to verify that site certificate conditions are met. Key oversight activities include reviewing annual reports, monitoring compliance with pre-construction and construction conditions, conducting facility and mitigation site inspections, and ensuring bonds and letters of credit for decommissioning are adjusted for inflation annually. The program staff currently includes one full-time compliance officer; the agency's Request Budget includes a Policy Option Package to add an additional position.
 - **Federal Siting Coordination:** The Division also serves as the state's lead agency for federal jurisdictional projects, such as the previous Jordan Cove liquefied natural gas export terminal and associated Pacific Connector Gas Pipeline. Division staff negotiate cost recovery agreements, establish memoranda of understanding among stakeholders, and coordinate the state's review and comments by applicable state agencies in the National Environmental Policy Act process.
 - **Energy Facility Siting Council:** This category includes several sub-program areas:

Energy Facility Siting Budget Narrative

- **Council Support:** The Siting Division is the staff to the Energy Facility Siting Council, which is the final decision-maker on all applications, amendments, and rulemakings. Support tasks include onboarding, meeting logistics, and continual education and training.
- **Rulemaking:** EFSC's rules require continual evaluation and adjustment to ensure they function as efficiently and effectively as possible and reflect changes in energy markets and demands. Key rulemaking activities include identifying potential rulemaking actions, prioritization by the Energy Facility Siting Council, and establishing broadly represented rulemaking advisory committees to help Department staff draft proposed rules, as appropriate.
- **Legislation:** During every legislative session there are bills that could affect the state energy facility siting program. Each bill must be thoroughly analyzed, and, in some circumstances, staff provide testimony to legislative committees regarding these bills.

Division Context/Additional Background

The Facility Siting Division activities are most affected by the following external factors:

- **Energy Demand.** Numerous market forces affect the type, number, and geographic diversity of energy siting projects, including creating greater resilience of the Western electric grid, increased load growth, Oregon's Renewable Portfolio Standard, federal and state tax credits, consumer and business preference, and the growing establishment of data centers, which use a lot of electricity. These and other market forces can change quickly, resulting in difficulty forecasting volumes of applications. Over the last decade, most of the energy projects have been sited in the Columbia Plateau based on its proximity to the Bonneville Power Administration transmission grid. While the Columbia Plateau will continue to see many energy facilities, other parts of the state, including Central Oregon and South Central Oregon, have seen rapid growth in large solar photovoltaic projects due to different resource needs.
- **Siting Project Complexity.** Along with increased workload, the level of complexity and controversy surrounding siting activities can vary greatly. The Department frequently consults with Oregon's natural resource agencies, state and federal land management agencies, local jurisdictions, and tribal governments. Discussions with multiple stakeholder groups about requirements have brought to light numerous issues that affect energy siting activities and policies. As renewable energy projects move from dryland wheat areas into higher-value farm and forestlands or to higher-value natural resource areas, new issues and concerns emerge, such as potential impacts to wildlife habitat or endangered species or to cultural resources. A continuing trend is amendments to existing projects to increase their power or make them more consistent power sources. This includes some combination of adding solar photovoltaic and battery components, as well as increasing the size of wind turbine blades. Members of the public and several interest groups have expressed concerns about the use of the amendment process to add these new elements because there are fewer opportunities for public participation than in the application process.

Energy Facility Siting Budget Narrative

- **Long Term Staffing Needs.** External factors also make it difficult to forecast long term program and staffing needs, and it is absolutely critical for the Department to maintain a qualified, competent workforce to be able to review application requests within the timelines mandated by statute. Historically, these positions have been difficult to recruit.

Revenue Sources

The program receives its support from Other Fund revenues, primarily in the form of annual facility siting certification fees and application fees. Federal Funds for ongoing efforts related to the grant award are also included.

Specifically, revenue sources include:

- Fees designed to provide cost recovery for facility siting activities
- Energy Supplier Assessment fees for Council activities and facility siting activities not attributable to a specific applicant or certificate holder

Energy Facility Siting Budget Narrative

Packages

Essential Packages

Purpose: the essential packages present budget adjustment needed to bring the base budget to Current Service Level (CSL), the calculated cost of continuing legislatively approved programs into the 2023-25 biennium.

How Achieved: see individual package captions.

Staffing Impact: none

Revenue Sources: no changes

010 Non-PICS Personal Services/Vacancy Factor

Standard inflation of 4.3 percent on non-PICS items such as temporaries, overtime, differentials, and unemployment compensation, including OPE associated with each item. Also includes adjustments to the vacancy factor.

Package Total (\$80,382)

022 Phase Out

Phases out limitation associated with Limited Duration Positions approved for 2021-23

Package Total (\$213,814)

031 Standard Inflation

Application of inflation factors set out in the budget instructions.

Package Total \$226,054

Energy Facility Siting Budget Narrative

Policy Option Package 401: Energy Siting Analyst Support

Purpose:

Oregon Revised Statute 469 establishes the authority and framework of the Energy Facility Siting Council and the Oregon Department of Energy to ensure that the siting, construction, and operation of energy facilities in Oregon are accomplished in a manner consistent with protection of the public health and safety and in compliance with energy policy and with air, water, solid waste, land use, and other environmental protection policies of this state. Siting Division staff members who primarily work on energy facility applications, amendments or compliance have a monthly target of 80 percent of their hours being accounted for by billable work. While this ensures the use of Energy Supplier Assessment funds is minimized within the Siting Division, it also means that the number of staff members is largely equivalent to the amount of work — and there is limited capacity to take on sustained increases in workload associated with applications, amendments, and compliance. The two positions proposed in the Siting Division allow for the flexibility to increase staff if they can be justified based on the forecasted workload, without the additional time and resources needed to make a request to the Emergency Board during the biennium. The request includes one Utility and Energy Analyst 2 (UEA 2) position and a UEA 3 position.

How Achieved:

Oregon has seen consistent interest in new energy projects and in amendments to existing projects in the last couple of years – especially renewable projects such as solar and wind energy, as well as associated regional transmission projects. Based on discussions with developers, several additional projects are expected to be proposed that may represent a substantial workload increase that could require additional staff resources to meet review milestones in a timely and accurate way. Site certificate holders have also expressed intent to submit numerous requests for amendment to site certificates in the near future, some of which will require the same level of review as a request for a new facility.

In addition to new projects and amendments, several approved projects have recently started construction and several other are expected to go into construction in the next biennium. These include regional transmission line projects that will require more compliance resources than other projects based on their linear distance and construction phasing.

Because the growth in new, state-jurisdictional energy project applications and amendments and approved projects going to construction is difficult to project long term, ODOE is requesting the two limited duration positions provided in 2021-23 be established as permanent as described under staffing impact.

Staffing Impact:

Energy Facility Siting Budget Narrative

This package proposes one permanent Utility and Energy Analyst 3 (UEA 3) position and one permanent Utility and Energy Analyst 2 (UEA 2) position in the Energy Facility Siting division. The UEA 3 position would be consistent with the four other UEA 3 positions and take the lead on applications and amendments.

One UEA 2 position would focus on compliance activities. There is already a forecasted need for this position, and the limited duration position authorized in the 2021-23 biennial budget has been filled.

Each position would be filled for all or part of the 2023-2025 biennium only if there was forecasted fee-related work to cover 80% of the costs of each position.

Quantifying Results:

ODOE's Key Performance Measure (KPM) #3, Application Processing, includes elements related to the processing of energy related applications. ODOE is required by rule to notify applicants within 60 days of receiving their application for an energy facility site certificate whether the application is complete. ODOE's performance target has been met since inception, with 100 percent of applicants receiving such notice within 60 days. Approval of the two positions focusing on applications and amendment would help ensure this KPM is consistently met going forward.

This package will also impact KPM #2, Customer Service, which sets a target of 95 percent of ODOE's customers rating their satisfaction with the agency as "good" or "excellent." If there is an increase in workload that cannot be covered by existing positions, without the approval of the three, the Department will struggle to meet this target as well.

Revenue Source:

Other Funds Revenue, mostly derived from fees collected from developers and site certificate holders, will provide funding for the Utility and Energy Analyst positions. All expenses incurred by the Department in processing and evaluating an application for an energy project must be paid by the developer (ORS 469.421). No fee increase on developers will be required to fund these positions.

Agency Request Budget

\$503,611 / 2 Pos / 2.00 FTE

ESSENTIAL AND POLICY PACKAGE FISCAL IMPACT SUMMARY

Energy, Dept of
Pkg: 010 - Vacancy Factor and Non-ORPICS Personal Services

Cross Reference Name: Energy Facility Siting
Cross Reference Number: 33000-400-00-00-00000

<i>Description</i>	General Fund	Lottery Funds	Other Funds	Federal Funds	Nonlimited Other Funds	Nonlimited Federal Funds	All Funds
Personal Services							
Temporary Appointments	-	-	60	-	-	-	60
All Other Differential	-	-	117	-	-	-	117
Public Employees' Retire Cont	-	-	21	-	-	-	21
Pension Obligation Bond	-	-	(13,519)	-	-	-	(13,519)
Social Security Taxes	-	-	14	-	-	-	14
Unemployment Assessments	-	-	108	-	-	-	108
Paid Family Medical Leave Insurance	-	-	-	-	-	-	-
Mass Transit Tax	-	-	547	-	-	-	547
Vacancy Savings	-	-	(67,730)	-	-	-	(67,730)
Total Personal Services	-	-	(\$80,382)	-	-	-	(\$80,382)
Total Expenditures							
Total Expenditures	-	-	(80,382)	-	-	-	(80,382)
Total Expenditures	-	-	(\$80,382)	-	-	-	(\$80,382)
Ending Balance							
Ending Balance	-	-	80,382	-	-	-	80,382
Total Ending Balance	-	-	\$80,382	-	-	-	\$80,382

ESSENTIAL AND POLICY PACKAGE FISCAL IMPACT SUMMARY

Energy, Dept of
Pkg: 022 - Phase-out Pgm & One-time Costs

Cross Reference Name: Energy Facility Siting
Cross Reference Number: 33000-400-00-00-00000

<i>Description</i>	General Fund	Lottery Funds	Other Funds	Federal Funds	Nonlimited Other Funds	Nonlimited Federal Funds	All Funds
Revenues							
Federal Funds	-	-	-	(113,666)	-	-	(113,666)
Total Revenues	-	-	-	(\$113,666)	-	-	(\$113,666)
Services & Supplies							
Instate Travel	-	-	(8,333)	-	-	-	(8,333)
Employee Training	-	-	(3,000)	-	-	-	(3,000)
Office Expenses	-	-	(1,800)	-	-	-	(1,800)
Publicity and Publications	-	-	(910)	-	-	-	(910)
Professional Services	-	-	(19,528)	-	-	-	(19,528)
Attorney General	-	-	(63,049)	-	-	-	(63,049)
Facilities Rental and Taxes	-	-	(586)	-	-	-	(586)
Agency Program Related S and S	-	-	(438)	-	-	-	(438)
Other Services and Supplies	-	-	(19)	-	-	-	(19)
IT Expendable Property	-	-	(2,485)	-	-	-	(2,485)
Total Services & Supplies	-	-	(\$100,148)	-	-	-	(\$100,148)
Special Payments							
Other Special Payments	-	-	-	(113,666)	-	-	(113,666)
Total Special Payments	-	-	-	(\$113,666)	-	-	(\$113,666)
Total Expenditures							
Total Expenditures	-	-	(100,148)	(113,666)	-	-	(213,814)
Total Expenditures	-	-	(\$100,148)	(\$113,666)	-	-	(\$213,814)

ESSENTIAL AND POLICY PACKAGE FISCAL IMPACT SUMMARY

Energy, Dept of
Pkg: 022 - Phase-out Pgm & One-time Costs

Cross Reference Name: Energy Facility Siting
Cross Reference Number: 33000-400-00-00-00000

<i>Description</i>	General Fund	Lottery Funds	Other Funds	Federal Funds	Nonlimited Other Funds	Nonlimited Federal Funds	All Funds
Ending Balance							
Ending Balance	-	-	100,148	-	-	-	100,148
Total Ending Balance	-	-	\$100,148	-	-	-	\$100,148

ESSENTIAL AND POLICY PACKAGE FISCAL IMPACT SUMMARY

Energy, Dept of
Pkg: 031 - Standard Inflation

Cross Reference Name: Energy Facility Siting
Cross Reference Number: 33000-400-00-00-00000

<i>Description</i>	General Fund	Lottery Funds	Other Funds	Federal Funds	Nonlimited Other Funds	Nonlimited Federal Funds	All Funds
Services & Supplies							
Instate Travel	-	-	4,225	-	-	-	4,225
Out of State Travel	-	-	251	-	-	-	251
Employee Training	-	-	1,041	-	-	-	1,041
Office Expenses	-	-	1,279	-	-	-	1,279
Publicity and Publications	-	-	1,166	-	-	-	1,166
Professional Services	-	-	86,983	-	-	-	86,983
Attorney General	-	-	116,895	-	-	-	116,895
Dues and Subscriptions	-	-	86	-	-	-	86
Agency Program Related S and S	-	-	3,490	-	-	-	3,490
Other Services and Supplies	-	-	816	-	-	-	816
IT Expendable Property	-	-	986	-	-	-	986
Total Services & Supplies	-	-	\$217,218	-	-	-	\$217,218
Special Payments							
Dist to Cities	-	-	660	-	-	-	660
Dist to Counties	-	-	3,653	-	-	-	3,653
Other Special Payments	-	-	4,523	-	-	-	4,523
Total Special Payments	-	-	\$8,836	-	-	-	\$8,836
Total Expenditures							
Total Expenditures	-	-	226,054	-	-	-	226,054
Total Expenditures	-	-	\$226,054	-	-	-	\$226,054

ESSENTIAL AND POLICY PACKAGE FISCAL IMPACT SUMMARY

Energy, Dept of
Pkg: 031 - Standard Inflation

Cross Reference Name: Energy Facility Siting
Cross Reference Number: 33000-400-00-00-00000

<i>Description</i>	General Fund	Lottery Funds	Other Funds	Federal Funds	Nonlimited Other Funds	Nonlimited Federal Funds	All Funds
Ending Balance							
Ending Balance	-	-	(226,054)	-	-	-	(226,054)
Total Ending Balance	-	-	(\$226,054)	-	-	-	(\$226,054)

ESSENTIAL AND POLICY PACKAGE FISCAL IMPACT SUMMARY

Energy, Dept of
Pkg: 401 - Facility Siting Positions

Cross Reference Name: Energy Facility Siting
Cross Reference Number: 33000-400-00-00-00000

<i>Description</i>	General Fund	Lottery Funds	Other Funds	Federal Funds	Nonlimited Other Funds	Nonlimited Federal Funds	All Funds
Revenues							
Charges for Services	-	-	503,611	-	-	-	503,611
Total Revenues	-	-	\$503,611	-	-	-	\$503,611
Personal Services							
Class/Unclass Sal. and Per Diem	-	-	305,880	-	-	-	305,880
Empl. Rel. Bd. Assessments	-	-	106	-	-	-	106
Public Employees' Retire Cont	-	-	54,814	-	-	-	54,814
Social Security Taxes	-	-	23,400	-	-	-	23,400
Paid Family Medical Leave Insurance	-	-	1,224	-	-	-	1,224
Worker's Comp. Assess. (WCD)	-	-	92	-	-	-	92
Mass Transit Tax	-	-	1,835	-	-	-	1,835
Flexible Benefits	-	-	79,200	-	-	-	79,200
Total Personal Services	-	-	\$466,551	-	-	-	\$466,551
Services & Supplies							
Instate Travel	-	-	8,975	-	-	-	8,975
Employee Training	-	-	230	-	-	-	230
Office Expenses	-	-	1,817	-	-	-	1,817
Telecommunications	-	-	6,000	-	-	-	6,000
Publicity and Publications	-	-	2,389	-	-	-	2,389
Dues and Subscriptions	-	-	109	-	-	-	109
Agency Program Related S and S	-	-	8,444	-	-	-	8,444
Other Services and Supplies	-	-	96	-	-	-	96

ESSENTIAL AND POLICY PACKAGE FISCAL IMPACT SUMMARY

Energy, Dept of
Pkg: 401 - Facility Siting Positions

Cross Reference Name: Energy Facility Siting
Cross Reference Number: 33000-400-00-00-00000

<i>Description</i>	General Fund	Lottery Funds	Other Funds	Federal Funds	Nonlimited Other Funds	Nonlimited Federal Funds	All Funds
Services & Supplies							
IT Expendable Property	-	-	9,000	-	-	-	9,000
Total Services & Supplies	-	-	\$37,060	-	-	-	\$37,060
Total Expenditures							
Total Expenditures	-	-	503,611	-	-	-	503,611
Total Expenditures	-	-	\$503,611	-	-	-	\$503,611
Ending Balance							
Ending Balance	-	-	-	-	-	-	-
Total Ending Balance	-	-	-	-	-	-	-
Total Positions							
Total Positions							2
Total Positions	-	-	-	-	-	-	2
Total FTE							
Total FTE							2.00
Total FTE	-	-	-	-	-	-	2.00

Position Number	Auth No	Workday Id	Classification	Classification Name	Sal Rng	Pos Type	Mos	Step	Rate	Salary	OPE	Total	Pos Cnt	FTE
2325014	1422744		UA C1157 A P	UTILITY AND ENERGY ANALYST 3	31	PF	24	3	6,977	167,448	83,186	250,634	1	1.00
2325015	1422745		UA C1156 A P	UTILITY AND ENERGY ANALYST 2	28	PF	24	3	5,768	138,432	75,650	214,082	1	1.00
General Funds										0	0	0		
Lottery Funds										0	0	0		
Other Funds										305,880	158,836	464,716		
Federal Funds										0	0	0		
Total Funds										305,880	158,836	464,716	2	2.00

DETAIL OF LOTTERY FUNDS, OTHER FUNDS, AND FEDERAL FUNDS REVENUE

Energy, Dept of
2023-25 Biennium

Agency Number: 33000
Cross Reference Number: 33000-400-00-00-00000

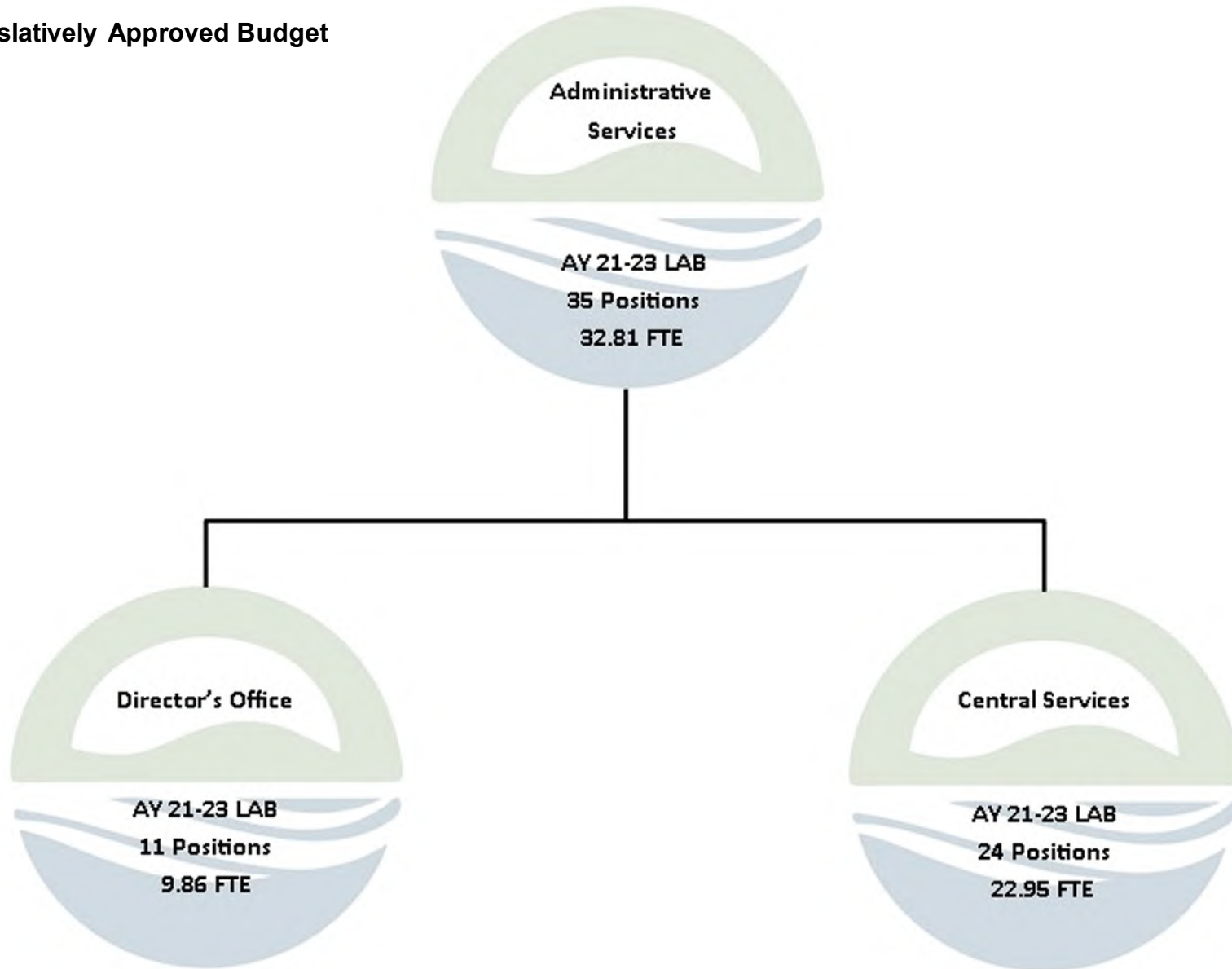
<i>Source</i>	2019-21 Actuals	2021-23 Leg Adopted Budget	2021-23 Leg Approved Budget	2023-25 Agency Request Budget	2023-25 Governor's Budget	2023-25 Leg. Adopted Budget
Other Funds						
Business Lic and Fees	4,717,856	5,132,256	5,132,256	5,132,256	-	-
Charges for Services	16,900	950,331	950,331	1,453,942	-	-
Fines and Forfeitures	1,732	5,700	5,700	5,700	-	-
Transfer In - Intrafund	2,697,015	2,298,079	2,298,079	2,801,700	-	-
Transfer Out - Intrafund	(1,033,003)	(550,000)	(550,000)	(550,000)	-	-
Transfer Out - Indirect Cost	(1,617,670)	(1,801,829)	(1,801,829)	(1,649,970)	-	-
Total Other Funds	\$4,782,830	\$6,034,537	\$6,034,537	\$7,193,628	-	-
Federal Funds						
Federal Funds	312,793	113,666	113,666	-	-	-
Transfer Out - Indirect Cost	(26,847)	-	-	-	-	-
Total Federal Funds	\$285,946	\$113,666	\$113,666	-	-	-

DETAIL OF LOTTERY FUNDS, OTHER FUNDS, AND FEDERAL FUNDS REVENUE

Source	Fund	ORBITS Revenue Acct	2019-21 Actual	2021-23 Legislatively Adopted	2021-23 Estimated	2023-25		
						Agency Request	Governor's	Legislatively Adopted
LICENSES AND FEES								
Business Licenses and Fees	3400	0205	4,717,871	5,132,256	5,132,256	5,132,256		
CHARGES FOR SERVICES								
Charges for Services	3400	0410	16,899	950,331	950,331	1,453,942		
FINES, RENTS AND ROYALTIES								
Fines and Forfeitures	3400	0505	1,731	5,700	5,700	5,700		
OTHER								
Other Revenues	3200	0975						
FEDERAL FUNDS REVENUE								
Federal Funds	6400	0995	200,191	113,666	113,666			
TOTAL			4,936,692	6,201,953	6,201,953	6,591,898	-	-

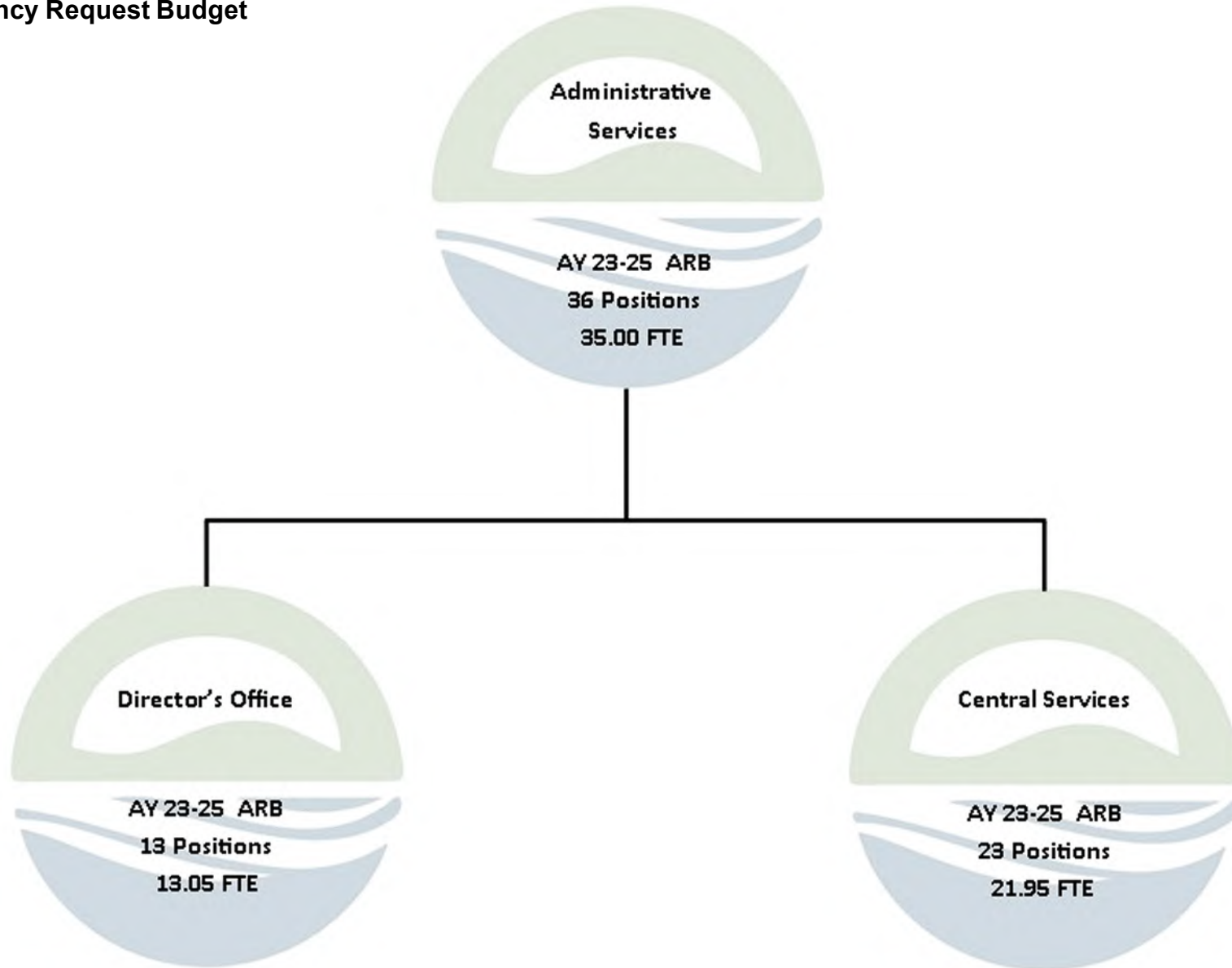
Administrative Services

2021-23 Legislatively Approved Budget



Administrative Services

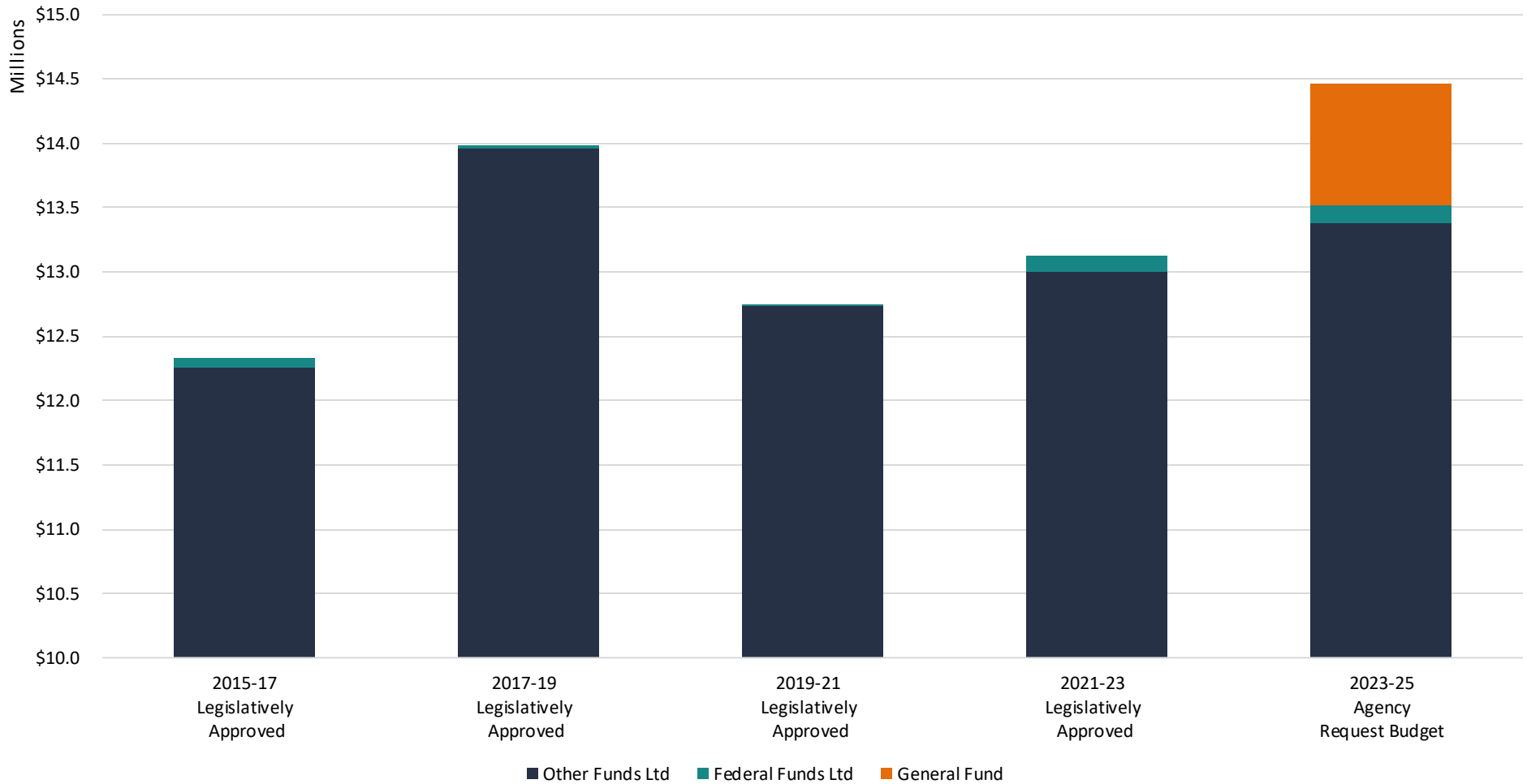
2023-25 Agency Request Budget



Administrative Services

Executive Summary

Primary Focus Area: Excellence in state government
Secondary Focus Area: Responsible environmental stewardship
Program Contact: Michael Williams, 503-559-1914



Administrative Services

Program Overview

The Administrative Services budget covers a wide variety of functions, some of which are not traditional “administrative” activities. Included are the Director’s Office and the Central Services Division. Administrative Services activities help ensure that the Department adheres to operational, financial, and contracting policies; that program administration is appropriately managed; and that Oregon’s energy needs and issues are represented in key local and national energy forums.

Program Funding Request

The Administrative Services Agency Request Budget for the 2023-25 biennium is \$14,467,718 total funds. This request assumes Federal Fund expenditures of \$139,036, \$948,471 in General Fund, and Other Fund expenditures of \$13,380,211.

Program Description

The Administrative Services budget encompasses:

- **Director’s Office:** This office provides operational and policy leadership and direction for the agency. Director’s Office functions include an internal audit function, which has been identified as a priority in most agencies; communications and outreach work that is central to the agency’s role in developing and communicating energy policies and programs as well as educating Oregonians; and a Strategic Engagement Associate Director and Government Relations Coordinator who ensure that we are engaged with our stakeholders, citizens, and elected officials at all levels.
- **Central Services:** The Central Services division supports the agency mission by providing management information and business support functions to aid in the efficient delivery of services and to ensure the financial integrity of program operations. The Administrative Support Section is responsible for developing and monitoring biennial budgets for the agency, monitoring the cash flow for each dedicated funding source, contract development, grants management, financial services, purchasing, information technology services, facilities maintenance, records management, reception, mail services, and human resource management. In addition, the budget for this Division includes the Department’s fixed expenditures associated with State Government Service Charges and all agency facilities costs.

Program Justification and Link to Long-Term Outcomes

The Department and the Administrative Services Division are committed to activities that improve the effectiveness and efficiency of the Department and statewide government administrative functions as identified in the Governor’s five long-term focus areas. The Department’s activities achieve that goal by: budgeting inside fiscal constraints to meet long-term outcomes, funding programs designed to achieve outcomes, actively engaging in outreach and communication to ensure that we are open, accessible, and accountable to the public and our stakeholders, and creating fiscal sustainability.

Administrative Services

The Administrative Services Division both leads and supports the Department's divisions that align with the *Responsible Environmental Stewardship* and *A Thriving Statewide Economy* focus areas. The Department's 2023-25 Agency Request Budget is focused on aligning administrative resources to the needs of the Department. The Energy Advisory Work Group (EAWG), formed by HB 2807 (2013), establishes a forum for key stakeholders to be more informed and engaged in discussions about the Department's budget. The agency met with the EAWG to share information and receive feedback during the development of this budget on June 28-30, 2022.

Program Performance

The Department is working on identifying and standardizing Administrative Services metrics. Existing metrics are predominately operational and/or workload oriented. For example, the number of days to process procurement transactions, budget to actuals variance, number of active contracts, etc.

Enabling Legislation/Program Authorization

Enabling legislation for general administration includes ORS 469.010 to 469.155, 469.424, and 469.950. Human resources activities are discussed in ORS 469.055 and 469.990. The Energy Supplier Assessment is governed by ORS 469.421(8).

Funding Streams

The Administrative Services budget is funded primarily with Other Funds revenues, generated from the Department's federally approved Indirect Cost Recovery Model, the Energy Supplier Assessment, reimbursements, and a small amount of Federal Funds from the U.S. Department of Energy's State Energy Program Formula grant. New in 2023-25 are General Fund requests attached to policy option packages.

Significant Proposed Program Changes from 2021-23

The Division's Agency Request Budget includes three Policy Option Packages, outlined in the Packages section below. These include:

- Policy Option Package 451: Equity and External Engagement — \$408,319 (\$158,309 GF / 126,319 OF / 123,691 FF) | 1 Pos / 1.0 FTE
- Policy Option Package 452: Community Capacity Building — \$393,315 GF | 1 Pos / 1.0 FTE
- Policy Option Package 453: Paid Internships — Package Total: \$396,847 GF | 2 Pos / 2.00 FTE

Administrative Services

Expenditures

Budget Expenditure Comparison

Expenditures	2021-23 Legislatively Approved Budget	2023-25 Agency Request Budget	Percent Change
Other Funds Ltd	\$12,995,497	\$13,380,211	3.0%
Federal Funds Ltd	\$133,340	\$139,036	4.3%
General Funds	\$0	\$948,471	N/A
Total Funds	\$13,128,837	\$14,467,718	10.2%
Positions/FTE	35/32.81	36/35.00	

Activities

The Administrative Services budget includes the Director’s Office and the Central Services Division staff.

Director’s Office: The Office includes the following functions:

Communications and Outreach: The Department’s statutory direction includes education and the distribution of information on energy technology and policy. This team manages the agency’s media relations function, responds to public records requests, keeps web content and social media current, advises and supports program managers with communication materials development, responds to public information requests, and coordinates ODOE’s involvement in key annual energy outreach events such as statewide Earth Day events and other sustainability-focused events. The team also supports activities of the Energy Facility Siting Council, the Oregon Global Warming Commission, the Hanford Advisory Board, the Energy Advisory Work Group, and other stakeholder groups.

- **Strategic Engagement:** The Department seeks to ensure that the agency is accessible and accountable to the public and our stakeholders. This team develops trusted external relationships, increases transparency about the agency’s work, and highlights key areas of ODOE’s work to constituents, while bringing constituents’ energy issues back to the agency to help inform the Department’s priorities and develop tools that bring value to Oregonians. The team also leads implementation of the agency’s 2021-2024 strategic plan, and the associate director serves as a senior policy advisor to the Director. The Government Relations Coordinator on the team coordinates ODOE’s legislative efforts, tracks legislation introduced during each Legislative Session, coordinates the development of legislative concepts, and serves as a liaison to the legislature, Governor’s Office, and local government elected officials.

Administrative Services

- **Internal Audit:** This position meets the requirements outlined in OAR 125-700-0020, which requires certain agencies to hire an internal auditor. The auditor performs risk assessments, coordinates the activities of the Audit Committee, conducts audits on high-risk activities, and provides consulting services across the agency on projects designed to improve business processes.

Central Services: Central Services provides shared support services and expertise to ODOE. Key functions include:

- **Finance and Operations:** This team handles all accounting, including accounts payable, accounts receivable, and cash receipts; payroll; travel; contracts and procurement; facilities operations; and office reception.
- **Budget:** The budget team works with the leadership team in developing the agency's biennial budget, monitors budget to actual expenditures on an ongoing basis, manages allotment and position authority, performs fiscal analysis of legislation with impacts to the agency, and collects and reports data on the agency's Key Performance Measures.
- **Information Services:** The Information Services section helps achieve the agency's mission by building and maintaining a modern, reliable, and readily accessible technology infrastructure. The section provides network administration, system administration, application development, database solutions, data governance, information security, and technical support for the entire agency. The Information Services section also supports the agency's educational mission by providing tools and capacity for gathering, sharing, and publishing data and information with citizens, partners, and stakeholders. In addition, the Information Services section provides internal services focusing on securing information and infrastructure, and coordinates enterprise technology efforts with Enterprise Information Services.
- **Human Resources:** This team provides timely and responsive leadership, resources, and services to ODOE managers and employees to ensure effective job performance, professional work conduct, workforce training and development, and the capacity to meet evolving organizational needs. Human Resources supports the agency by managing all recruitment activities, developing contemporary and compliant HR and agency-wide policies and procedures, conducting classification analyses, providing human resource consultation regarding employee relation matters, administering family and medical leave laws, engaging in the interactive process associated with the ADA, managing workers' compensation claims, investigating complaints, coordinating agency-wide training and affirmative action/diversity and inclusion activities, engaging in agency-wide wellness activities, and processing employee personnel actions.

Division Context/Additional Background

Administrative Services

The following external factors or drivers that most affect Administrative Services activities:

- **Strategic planning.** ODOE completed its Strategic Plan during the 2019-21 biennium. The 2021-2024 Strategic Plan implementation began in the 2021-23 biennium and continues to inform our work within the department, with our stakeholders, and with the public.
- **Public and policy maker interest.** The Department is committed to providing timely and complete responses to inquiries from policy makers, media, and anyone submitting a public records request. Related, the Department is always seeking out and developing new ways to improve public access to energy-related information. In addition, the legislature's high interest in energy efficiency, incentive and tax expenditure programs, and other energy-related policies require the Department to devote considerable resources to tracking and analyzing the impacts of proposed legislation on the Department and the State's overall energy goals.
- **Prudent use of funds.** Several programs are fee-based, set on a cost recovery model. In addition, the Department receives operational funds from energy suppliers. It is imperative that operations are efficient, conducted in a deliberate manner, and fall within statutorily defined boundaries.
- **Multiple stakeholders with diverse interests.** The Department serves a wide variety of interest groups and fee payers. In this environment, the Department is committed to balancing needs, where possible, in fulfilling our statutory mission. The Department is also committed to advancing equity, increasing transparency, and improving communication with its stakeholders.

Revenue Sources

The Administrative Services budget is funded almost exclusively with Other Funds revenues generated from indirect transfers, the Energy Supplier Assessment, and reimbursements. There is also a small amount of Federal Funds from the U.S. Department of Energy's State Energy Program formula grant and proposed policy option packages include requests for General Fund.

Indirect charges generally cover shared administrative services such as accounting, contracting and procurement, human resource management, and information technology services. They also cover all overhead charges such as rent and utilities, state government service charges, telecommunications, and State Data Center costs. The agency's indirect cost proposal is prepared biennially in accordance with Federal Office of Management and Budget Circular 2 CFR Part 225 and is based on the Legislatively Adopted Budget expenditures. Indirect charges are assessed against Personal Services expenditures in all the other divisions and the Director's Office in the Administrative Services Division. This budget supports an indirect rate of 44.74%. ODOE will submit a revised indirect rate proposal to US DOE.

Legislative Concepts

Administrative Services

Navigator for Community Capacity Building: \$396,229 General Fund

Since 2021, the state legislature has created new energy programs and Congress has passed the Infrastructure Investment and Jobs Act — investments that will bring state and federal dollars for energy projects to Oregon communities. In many cases, these communities, especially rural and Tribal communities, do not have the resources, time, or capacity to apply for these funds. Language in those new federal and state laws has made it clear that energy dollars should flow to the communities that need them most.

For instance, the federal Infrastructure Investment and Jobs Act is being implemented with the Justice 40 Initiative in mind. Justice 40 is a goal calling for 40 percent of federal investments to benefit disadvantaged communities.

In Oregon, the Community Renewable Energy Grant Program calls for prioritizing projects in environmental justice communities. The definition for these communities is in HB 2021 (2021). Environmental justice communities: “includes communities of color, communities experiencing lower incomes, tribal communities, rural communities, coastal communities, communities with limited infrastructure and other communities traditionally underrepresented in public processes and adversely harmed by environmental and health hazards, including seniors, youth, and persons with disabilities.”

These same concerns arise when trying to bring more people from more communities, particularly those that have been traditionally underrepresented, to energy decision-making tables. Whether it’s capacity to serve on a rulemaking advisory committee or study work group or capacity to apply for grant funding, there are obvious barriers to participation for communities. The Oregon Department of Energy’s [strategic plan](#) calls for increasing the diversity of the agency stakeholder groups, increasing agency engagement with organizations representing historically and currently underserved populations and communities, and increasing the percentage of these same populations and communities participating in ODOE programs and services.

The agency is proposing a legislative concept that would establish a program to provide information about potential funding resources and other technical assistance to rural, Tribal, and other environmental justice communities as they work to develop energy projects or build energy-related capacity. To serve this need, ODOE recommends adding an additional full-time employee whose job it is to help communities navigate funding opportunities for projects and capacity-building.

Administrative Services

Packages

Essential Packages

Purpose: The essential packages present budget adjustments needed to bring the base budget to Current Service Level (CSL), the calculated cost of continuing legislatively approved programs into the 2023-25 biennium.

How Achieved: See individual package captions.

Staffing Impact: No impact.

Revenue Sources: No changes to revenue sources

010 Non-PICS Personal Services/Vacancy Factor

Standard inflation of 4.3 percent on non-PICS items such as temporaries, overtime, differentials, and unemployment compensation, including OPE associated with each item. Also includes adjustments to the vacancy factor.

Package Total: (\$113,637)

031 Standard Inflation

Application of inflation factors set out in the budget instructions.

Package Total: \$470,808

022 Phase Out

Package Total: (\$121,911)

Administrative Services

Policy Option Package 451: Equity and External Engagement

Purpose:

In recent years, the State of Oregon and the Oregon Department of Energy have prioritized equity and social justice. This includes centering the needs of communities of color, Oregonians with lower incomes, tribal communities, rural and coastal communities, and other communities traditionally underrepresented in public processes and adversely harmed by environmental and health hazards. To date, the agency has absorbed this important and valuable work as much as possible, but there is a need for increased capacity and expertise to meet requirements and expectations. Further, our work is better when we are able to meaningfully incorporate thoughtful input and feedback from environmental justice communities and other underrepresented communities and individuals. This POP builds on existing work, and also reflects the need for new capacity. One factor driving this need is the passage of HB 4077, which adds ODOE to the list of natural resources agencies required to support the Environmental Justice Council and its work. This includes building a new equity mapping tool for the state, increased reporting requirements, and more. For example, the agency is to appoint a public advocate tasked with “encouraging public participation, ensuring that the agency considers environmental justice issues, and informing the agency of the effect of its decisions on environmental justice communities.” Another factor creating an increased need involves the adoption of state and agency plans and policies around equity. For example, the Racial Justice Council has created tools and an expectation that equity be woven into state budgets. HB 2353 requires racial equity impact statements for rulemaking, and HB 2167 requires that each agency request budget include a racial equity impact statement. The ODOE strategic plan includes several initiatives and objectives related to equity and justice. In order to address equity and environmental justice issues, ODOE will need to improve engagement with communities historically left out of decision-making on energy issues, which will require new approaches. Many of these new approaches are called for by the state’s DEI Action Plan.

How Achieved:

First, this POP includes a new position for the agency: a Public Advocate with a focus on meeting the requirements laid out in HB 4077, as well as supporting agency work to meet other related requirements and expectations. Second, this POP includes funding to more effectively engage environmental justice communities in our work. This funding would support a suite of engagement options identified as best practices and currently in use by other agencies, peer organizations, and other states. As the Governor’s Community Engagement Guide puts it, “if our goal is to engage with historically and currently underserved and under-resourced communities, we must counteract societal challenges with equitable tools and resources.” This could include: • Compensating individual members of a community-based organization (through small hourly contract) to support participation in agency processes like rulemaking, workgroups for a study/report, or grant application evaluation/scoring • An organizational contract for a CBO to co-host and collaborate on outreach events or project workshops • Hiring DEI-expert consultants to support overall agency strategy or program/project design to help staff working on new or amended programs as well as implementing new funding sources (e.g. Infrastructure Investment and Jobs Act)

Staffing impact:

This package requests to establish one permanent full time Operations and Policy Analyst 3 position.

Package Total: \$408,319

\$158,309 GF / 126,319 OF / 123,691 FF | 1 Pos / 1.0 FTE

Administrative Services

Policy Option Package 452: Community Capacity Building

Purpose:

Since 2021, the state legislature has created new energy programs and Congress has passed the Infrastructure Investment and Jobs Act — investments that will bring state and federal dollars for energy projects to Oregon communities. In many cases these communities, especially rural and Tribal communities, do not have the resources, time, or capacity to apply for these funds. Language in those new federal and state laws has made it clear that energy dollars should flow to the communities that need them most. For instance, the federal Infrastructure Investment and Jobs Act is being implemented with the Justice 40 Initiative in mind. Justice 40 is a goal calling for 40 percent of federal investments to benefit disadvantaged communities. The initiative defines disadvantaged based “on a combination of variables that may include, but are not limited to, the following:

- Low income, high and/or persistent poverty
- High unemployment and underemployment
- Racial and ethnic residential segregation, particularly where the segregation stems from discrimination by government entities
- Linguistic isolation
- High housing cost burden and substandard housing
- Distressed neighborhoods
- High transportation cost burden and/or low transportation access
- Disproportionate environmental stressor burden and high cumulative impacts
- Limited water and sanitation access and affordability
- Disproportionate impacts from climate change
- High energy cost burden and low energy access
- Jobs lost through the energy transition
- Access to healthcare

In Oregon, the Community Renewable Energy Grant Program calls for prioritizing projects in environmental justice communities. The definition for these communities is in HB 2021 (2021). Environmental justice communities: “includes communities of color, communities experiencing lower incomes, tribal communities, rural communities, coastal communities, communities with limited infrastructure and other communities traditionally underrepresented in public processes and adversely harmed by environmental and health hazards, including seniors, youth, and persons with disabilities.”

These same concerns arise when trying to bring more people from more communities, particularly those that have been traditionally underrepresented, to energy decision-making tables. Whether it’s capacity to serve on a rulemaking advisory committee or study work group, or capacity to apply for grant funding, there are obvious barriers to participation for communities. The Oregon Department of Energy’s strategic plan calls for increasing the diversity of the agency stakeholder groups, increasing agency engagement with organizations representing historically and currently underserved populations and communities, and 2023-25 Budget: Policy Option Package Navigator for Community

Administrative Services

Capacity Building increasing the percentage of these same populations and communities participating in ODOE programs and increasing the percentage of these same populations and communities participating in ODOE programs and services.

How Achieved:

The agency is proposing a legislative concept that would establish a program to provide information about potential funding resources and other technical assistance to rural, Tribal, and other environmental justice communities as they work to develop energy projects or build energy-related capacity. To serve this need, ODOE recommends adding an additional full-time employee whose job it is to help communities navigate funding opportunities for projects and capacity-building.

Staffing impact:

This package requests to establish one permanent full time Operations and Policy Analyst 3 position.

Package Total: \$393,315 GF | 1 Pos / 1.0 FTE

Administrative Services

Policy Option Package 453: Paid Internships

Purpose:

ODOE currently has a very successful unpaid internship program. We have hosted seven interns so far in the 2021-23 biennium. Our interns have been involved in producing web-based interactive maps depicting energy use in state-owned facilities, creating maps of Oregon energy facilities, providing data analysis and visualization to update the agency's Electric Vehicle Dashboard, developing a guidebook for school districts interested in electric school buses, compiling and analyzing data and study results related to sediment samples from the Columbia River, supporting efforts to expand the outreach efforts and diversity of our internship program, and conducting research to update and improve the Oregon Fuel Action Plan.

Students who have little work experience in their industry should not have to choose between a valuable experience and pay. There is an entire student population that does not have the financial means and support to accept unpaid internships. Studies by and funded through the National Association of Colleges and Employers found that unpaid internships further inequities among students of color and other underrepresented groups. A 2019 student survey found that women, Black, and multi-racial student interns were more likely to be unpaid or never able to intern at all. Hispanic/Latinx students were more likely to have never interned at all, and one in four first-generation students also never interned. The studies also showed that students who were able to participate in internships were more likely to have success upon entering the workforce with that internship experience.

ODOE committed in its strategic plan to enhance our internship program to provide paid opportunities to interns in an effort to help build a more diverse network of ODOE and energy-industry employees. This POP is critical in meeting that initiative.

How Achieved:

Paying interns can help solve the social inequality of paid internships. Paid internships allow all students, regardless of financial status, the ability to gain experience that is relevant to their career path, while being able to have a degree of financial stability.

By establishing two full-time equivalent paid internship positions, we will strengthen our ability to recruit and develop students and introduce them to the professional work environment, and to the energy industry. These two positions will provide us with the funding to hire 12 part-time paid interns. It will remove barriers to equal opportunity, and it will provide resources and opportunities to strengthen and advance diversity, equity, inclusion, and accessibility.

Staffing impact:

This package requests to establish two limited duration full time Student Office Worker positions.

Package Total: \$396,847 GF | 2 Pos / 2.00 FTE

ESSENTIAL AND POLICY PACKAGE FISCAL IMPACT SUMMARY

Energy, Dept of
Pkg: 010 - Vacancy Factor and Non-ORPICS Personal Services

Cross Reference Name: Administrative Services
Cross Reference Number: 33000-500-00-00-00000

<i>Description</i>	General Fund	Lottery Funds	Other Funds	Federal Funds	Nonlimited Other Funds	Nonlimited Federal Funds	All Funds
Personal Services							
Temporary Appointments	-	-	2,340	-	-	-	2,340
Pension Obligation Bond	-	-	(145)	(78)	-	-	(223)
Social Security Taxes	-	-	179	-	-	-	179
Unemployment Assessments	-	-	71	-	-	-	71
Mass Transit Tax	-	-	1,138	-	-	-	1,138
Vacancy Savings	-	-	(117,142)	-	-	-	(117,142)
Total Personal Services	-	-	(\$113,559)	(\$78)	-	-	(\$113,637)
Total Expenditures							
Total Expenditures	-	-	(113,559)	(78)	-	-	(113,637)
Total Expenditures	-	-	(\$113,559)	(\$78)	-	-	(\$113,637)
Ending Balance							
Ending Balance	-	-	113,559	78	-	-	113,637
Total Ending Balance	-	-	\$113,559	\$78	-	-	\$113,637

ESSENTIAL AND POLICY PACKAGE FISCAL IMPACT SUMMARY

Energy, Dept of
Pkg: 022 - Phase-out Pgm & One-time Costs

Cross Reference Name: Administrative Services
Cross Reference Number: 33000-500-00-00-00000

<i>Description</i>	General Fund	Lottery Funds	Other Funds	Federal Funds	Nonlimited Other Funds	Nonlimited Federal Funds	All Funds
Revenues							
Federal Funds	-	-	-	(115,217)	-	-	(115,217)
Transfer In - Indirect Cost	-	-	-	-	-	-	-
Total Revenues	-	-	-	(\$115,217)	-	-	(\$115,217)
Transfers Out							
Transfer Out - Indirect Cost	-	-	-	-	-	-	-
Total Transfers Out	-	-	-	-	-	-	-
Services & Supplies							
Instate Travel	-	-	-	(20,739)	-	-	(20,739)
Agency Program Related S and S	-	-	-	(94,478)	-	-	(94,478)
Other Services and Supplies	-	-	(6,694)	-	-	-	(6,694)
Total Services & Supplies	-	-	(\$6,694)	(\$115,217)	-	-	(\$121,911)
Total Expenditures							
Total Expenditures	-	-	(6,694)	(115,217)	-	-	(121,911)
Total Expenditures	-	-	(\$6,694)	(\$115,217)	-	-	(\$121,911)
Ending Balance							
Ending Balance	-	-	6,694	-	-	-	6,694
Total Ending Balance	-	-	\$6,694	-	-	-	\$6,694

ESSENTIAL AND POLICY PACKAGE FISCAL IMPACT SUMMARY

Energy, Dept of
Pkg: 031 - Standard Inflation

Cross Reference Name: Administrative Services
Cross Reference Number: 33000-500-00-00-00000

<i>Description</i>	General Fund	Lottery Funds	Other Funds	Federal Funds	Nonlimited Other Funds	Nonlimited Federal Funds	All Funds
Services & Supplies							
Instate Travel	-	-	1,394	-	-	-	1,394
Out of State Travel	-	-	2,137	66	-	-	2,203
Employee Training	-	-	2,274	70	-	-	2,344
Office Expenses	-	-	4,427	-	-	-	4,427
Telecommunications	-	-	7,994	-	-	-	7,994
State Gov. Service Charges	-	-	289,410	-	-	-	289,410
Data Processing	-	-	2,174	-	-	-	2,174
Publicity and Publications	-	-	1,711	-	-	-	1,711
Professional Services	-	-	9,034	-	-	-	9,034
IT Professional Services	-	-	33,275	-	-	-	33,275
Attorney General	-	-	38,184	-	-	-	38,184
Employee Recruitment and Develop	-	-	777	-	-	-	777
Dues and Subscriptions	-	-	2,739	-	-	-	2,739
Facilities Rental and Taxes	-	-	58,940	-	-	-	58,940
Fuels and Utilities	-	-	31	-	-	-	31
Facilities Maintenance	-	-	613	-	-	-	613
Agency Program Related S and S	-	-	1,212	-	-	-	1,212
Other Services and Supplies	-	-	993	-	-	-	993
Expendable Prop 250 - 5000	-	-	131	-	-	-	131
IT Expendable Property	-	-	13,222	-	-	-	13,222
Total Services & Supplies	-	-	\$470,672	\$136	-	-	\$470,808

ESSENTIAL AND POLICY PACKAGE FISCAL IMPACT SUMMARY

Energy, Dept of
Pkg: 031 - Standard Inflation

Cross Reference Name: Administrative Services
Cross Reference Number: 33000-500-00-00-00000

<i>Description</i>	General Fund	Lottery Funds	Other Funds	Federal Funds	Nonlimited Other Funds	Nonlimited Federal Funds	All Funds
Total Expenditures							
Total Expenditures	-	-	470,672	136	-	-	470,808
Total Expenditures	-	-	\$470,672	\$136	-	-	\$470,808
Ending Balance							
Ending Balance	-	-	(470,672)	(136)	-	-	(470,808)
Total Ending Balance	-	-	(\$470,672)	(\$136)	-	-	(\$470,808)

ESSENTIAL AND POLICY PACKAGE FISCAL IMPACT SUMMARY

Energy, Dept of
Pkg: 451 - Equity & External Engagement

Cross Reference Name: Administrative Services
Cross Reference Number: 33000-500-00-00-00000

Description	General Fund	Lottery Funds	Other Funds	Federal Funds	Nonlimited Other Funds	Nonlimited Federal Funds	All Funds
Revenues							
General Fund Appropriation	158,309	-	-	-	-	-	158,309
Charges for Services	-	-	126,319	-	-	-	126,319
Federal Funds	-	-	-	157,872	-	-	157,872
Total Revenues	\$158,309	-	\$126,319	\$157,872	-	-	\$442,500
Transfers Out							
Transfer Out - Indirect Cost	-	-	-	(34,181)	-	-	(34,181)
Total Transfers Out	-	-	-	(\$34,181)	-	-	(\$34,181)
Personal Services							
Class/Unclass Sal. and Per Diem	50,252	-	51,775	50,252	-	-	152,279
Empl. Rel. Bd. Assessments	17	-	18	17	-	-	52
Public Employees' Retire Cont	9,005	-	9,278	9,005	-	-	27,288
Social Security Taxes	3,844	-	3,961	3,844	-	-	11,649
Paid Family Medical Leave Insurance	201	-	207	201	-	-	609
Worker's Comp. Assess. (WCD)	15	-	16	15	-	-	46
Mass Transit Tax	302	-	311	-	-	-	613
Flexible Benefits	13,068	-	13,464	13,068	-	-	39,600
Total Personal Services	\$76,704	-	\$79,030	\$76,402	-	-	\$232,136
Services & Supplies							
Instate Travel	1,667	-	1,667	1,667	-	-	5,001
Employee Training	250	-	250	250	-	-	750
Office Expenses	378	-	378	378	-	-	1,134

ESSENTIAL AND POLICY PACKAGE FISCAL IMPACT SUMMARY

Energy, Dept of
Pkg: 451 - Equity & External Engagement

Cross Reference Name: Administrative Services
Cross Reference Number: 33000-500-00-00-00000

<i>Description</i>	General Fund	Lottery Funds	Other Funds	Federal Funds	Nonlimited Other Funds	Nonlimited Federal Funds	All Funds
Services & Supplies							
Telecommunications	667	-	667	667	-	-	2,001
Publicity and Publications	401	-	401	401	-	-	1,203
Employee Recruitment and Develop	7	-	7	7	-	-	21
Dues and Subscriptions	1,252	-	1,252	1,252	-	-	3,756
Agency Program Related S and S	34,316	-	-	-	-	-	34,316
Other Services and Supplies	41,667	-	41,667	41,667	-	-	125,001
IT Expendable Property	1,000	-	1,000	1,000	-	-	3,000
Total Services & Supplies	\$81,605	-	\$47,289	\$47,289	-	-	\$176,183
Total Expenditures							
Total Expenditures	158,309	-	126,319	123,691	-	-	408,319
Total Expenditures	\$158,309	-	\$126,319	\$123,691	-	-	\$408,319
Ending Balance							
Ending Balance	-	-	-	-	-	-	-
Total Ending Balance	-	-	-	-	-	-	-
Total Positions							
Total Positions							1
Total Positions	-	-	-	-	-	-	1

ESSENTIAL AND POLICY PACKAGE FISCAL IMPACT SUMMARY

Energy, Dept of
Pkg: 451 - Equity & External Engagement

Cross Reference Name: Administrative Services
Cross Reference Number: 33000-500-00-00-00000

<i>Description</i>	General Fund	Lottery Funds	Other Funds	Federal Funds	Nonlimited Other Funds	Nonlimited Federal Funds	All Funds
Total FTE							
Total FTE							1.00
Total FTE	-	-	-	-	-	-	1.00

ESSENTIAL AND POLICY PACKAGE FISCAL IMPACT SUMMARY

Energy, Dept of
Pkg: 452 - Community Capacity Building

Cross Reference Name: Administrative Services
Cross Reference Number: 33000-500-00-00-00000

<i>Description</i>	General Fund	Lottery Funds	Other Funds	Federal Funds	Nonlimited Other Funds	Nonlimited Federal Funds	All Funds
Revenues							
General Fund Appropriation	393,315	-	-	-	-	-	393,315
Total Revenues	\$393,315	-	-	-	-	-	\$393,315
Personal Services							
Class/Unclass Sal. and Per Diem	152,280	-	-	-	-	-	152,280
Empl. Rel. Bd. Assessments	53	-	-	-	-	-	53
Public Employees' Retire Cont	27,289	-	-	-	-	-	27,289
Social Security Taxes	11,649	-	-	-	-	-	11,649
Paid Family Medical Leave Insurance	609	-	-	-	-	-	609
Worker's Comp. Assess. (WCD)	46	-	-	-	-	-	46
Mass Transit Tax	914	-	-	-	-	-	914
Flexible Benefits	39,600	-	-	-	-	-	39,600
Total Personal Services	\$232,440	-	-	-	-	-	\$232,440
Services & Supplies							
Instate Travel	5,002	-	-	-	-	-	5,002
Out of State Travel	-	-	-	-	-	-	-
Employee Training	751	-	-	-	-	-	751
Office Expenses	1,133	-	-	-	-	-	1,133
Telecommunications	2,000	-	-	-	-	-	2,000
Publicity and Publications	1,202	-	-	-	-	-	1,202
Professional Services	40,000	-	-	-	-	-	40,000
Employee Recruitment and Develop	21	-	-	-	-	-	21
Dues and Subscriptions	3,756	-	-	-	-	-	3,756

ESSENTIAL AND POLICY PACKAGE FISCAL IMPACT SUMMARY

Energy, Dept of
Pkg: 452 - Community Capacity Building

Cross Reference Name: Administrative Services
Cross Reference Number: 33000-500-00-00-00000

<i>Description</i>	General Fund	Lottery Funds	Other Funds	Federal Funds	Nonlimited Other Funds	Nonlimited Federal Funds	All Funds
Services & Supplies							
Agency Program Related S and S	103,991	-	-	-	-	-	103,991
Other Services and Supplies	19	-	-	-	-	-	19
IT Expendable Property	3,000	-	-	-	-	-	3,000
Total Services & Supplies	\$160,875	-	-	-	-	-	\$160,875
Total Expenditures							
Total Expenditures	393,315	-	-	-	-	-	393,315
Total Expenditures	\$393,315	-	-	-	-	-	\$393,315
Ending Balance							
Ending Balance	-	-	-	-	-	-	-
Total Ending Balance	-	-	-	-	-	-	-
Total Positions							
Total Positions							1
Total Positions	-	-	-	-	-	-	1
Total FTE							
Total FTE							1.00
Total FTE	-	-	-	-	-	-	1.00

ESSENTIAL AND POLICY PACKAGE FISCAL IMPACT SUMMARY

Energy, Dept of
Pkg: 453 - Paid Internships

Cross Reference Name: Administrative Services
Cross Reference Number: 33000-500-00-00-00000

<i>Description</i>	General Fund	Lottery Funds	Other Funds	Federal Funds	Nonlimited Other Funds	Nonlimited Federal Funds	All Funds
Revenues							
General Fund Appropriation	396,847	-	-	-	-	-	396,847
Total Revenues	\$396,847	-	-	-	-	-	\$396,847
Personal Services							
Class/Unclass Sal. and Per Diem	143,616	-	-	-	-	-	143,616
Empl. Rel. Bd. Assessments	106	-	-	-	-	-	106
Public Employees' Retire Cont	25,736	-	-	-	-	-	25,736
Social Security Taxes	10,986	-	-	-	-	-	10,986
Paid Family Medical Leave Insurance	574	-	-	-	-	-	574
Worker's Comp. Assess. (WCD)	92	-	-	-	-	-	92
Mass Transit Tax	862	-	-	-	-	-	862
Flexible Benefits	79,200	-	-	-	-	-	79,200
Total Personal Services	\$261,172	-	-	-	-	-	\$261,172
Services & Supplies							
Instate Travel	1,063	-	-	-	-	-	1,063
Employee Training	848	-	-	-	-	-	848
Office Expenses	1,279	-	-	-	-	-	1,279
Telecommunications	4,000	-	-	-	-	-	4,000
Publicity and Publications	1,356	-	-	-	-	-	1,356
Employee Recruitment and Develop	24	-	-	-	-	-	24
Dues and Subscriptions	4,238	-	-	-	-	-	4,238
Agency Program Related S and S	116,845	-	-	-	-	-	116,845
Other Services and Supplies	22	-	-	-	-	-	22

ESSENTIAL AND POLICY PACKAGE FISCAL IMPACT SUMMARY

Energy, Dept of
Pkg: 453 - Paid Internships

Cross Reference Name: Administrative Services
Cross Reference Number: 33000-500-00-00-00000

<i>Description</i>	General Fund	Lottery Funds	Other Funds	Federal Funds	Nonlimited Other Funds	Nonlimited Federal Funds	All Funds
Services & Supplies							
IT Expendable Property	6,000	-	-	-	-	-	6,000
Total Services & Supplies	\$135,675	-	-	-	-	-	\$135,675
Total Expenditures							
Total Expenditures	396,847	-	-	-	-	-	396,847
Total Expenditures	\$396,847	-	-	-	-	-	\$396,847
Ending Balance							
Ending Balance	-	-	-	-	-	-	-
Total Ending Balance	-	-	-	-	-	-	-
Total Positions							
Total Positions							2
Total Positions	-	-	-	-	-	-	2
Total FTE							
Total FTE							2.00
Total FTE	-	-	-	-	-	-	2.00

POS116 - Net Package Fiscal Impact Report

Administrative Services

2023-25 Biennium

Cross Reference Number: 33000-500-00-00-00000

Agency Request Budget

Package Number: 451

Position Number	Auth No	Workday Id	Classification	Classification Name	Sal Rng	Pos Type	Mos	Step	Rate	Salary	OPE	Total	Pos Cnt	FTE	
2325017	1422747		UA C0872 A P	OPERATIONS & POLICY ANALYST	30	PF	24	3	6,345	152,279	79,244	231,523	1	1.00	
										General Funds	50,252	26,151	76,403		
										Lottery Funds	0	0	0		
										Other Funds	51,775	26,943	78,718		
										Federal Funds	50,252	26,151	76,403		
										Total Funds	152,279	79,245	231,524	1	1.00

POS116 - Net Package Fiscal Impact Report

Administrative Services

2023-25 Biennium

Cross Reference Number: 33000-500-00-00-00000

Agency Request Budget

Package Number: 452

Position Number	Auth No	Workday Id	Classification	Classification Name	Sal Rng	Pos Type	Mos	Step	Rate	Salary	OPE	Total	Pos Cnt	FTE	
2325018	1422748		UA C0872 A P	OPERATIONS & POLICY ANALYST	30	PF	24	3	6,345	152,280	79,246	231,526	1	1.00	
										General Funds	152,280	79,246	231,526		
										Lottery Funds	0	0	0		
										Other Funds	0	0	0		
										Federal Funds	0	0	0		
										Total Funds	152,280	79,246	231,526	1	1.00

POS116 - Net Package Fiscal Impact Report

Administrative Services

2023-25 Biennium

Cross Reference Number: 33000-500-00-00-00000

Agency Request Budget

Package Number: 453

Position Number	Auth No	Workday Id	Classification	Classification Name	Sal Rng	Pos Type	Mos	Step	Rate	Salary	OPE	Total	Pos Cnt	FTE
2325019	1422749		UA C0100 A P	STUDENT OFFICE WORKER	7	LF	24	9	2,992	71,808	58,347	130,155	1	1.00
2325020	1422750		UA C0100 A P	STUDENT OFFICE WORKER	7	LF	24	9	2,992	71,808	58,347	130,155	1	1.00
General Funds										143,616	116,694	260,310		
Lottery Funds										0	0	0		
Other Funds										0	0	0		
Federal Funds										0	0	0		
Total Funds										143,616	116,694	260,310	2	2.00

DETAIL OF LOTTERY FUNDS, OTHER FUNDS, AND FEDERAL FUNDS REVENUE

Energy, Dept of
2023-25 Biennium

Agency Number: 33000
Cross Reference Number: 33000-500-00-00-00000

<i>Source</i>	2019-21 Actuals	2021-23 Leg Adopted Budget	2021-23 Leg Approved Budget	2023-25 Agency Request Budget	2023-25 Governor's Budget	2023-25 Leg. Adopted Budget
Other Funds						
Business Lic and Fees	2,159	-	-	-	-	-
Charges for Services	331,965	-	-	126,319	-	-
Admin and Service Charges	13,971,692	15,643,031	15,643,031	16,697,935	-	-
Other Revenues	5,949	294,457	294,457	294,457	-	-
Transfer In - Intrafund	1,089,524	4,325,161	4,325,161	4,893,421	-	-
Transfer In - Indirect Cost	8,011,167	8,974,163	9,304,765	8,913,293	-	-
Tsfr From Administrative Svcs	139,202	-	-	-	-	-
Transfer Out - Intrafund	(10,185,522)	(15,093,032)	(15,093,032)	(16,691,879)	-	-
Transfer Out - Indirect Cost	(1,420,288)	(1,356,341)	(1,426,077)	(1,400,037)	-	-
Total Other Funds	\$11,945,848	\$12,787,439	\$13,048,305	\$12,833,509	-	-
Federal Funds						
Federal Funds	440,601	142,622	142,622	185,277	-	-
Transfer Out - Indirect Cost	(5,392)	(7,879)	(7,879)	(39,539)	-	-
Total Federal Funds	\$435,209	\$134,743	\$134,743	\$145,738	-	-

DETAIL OF LOTTERY FUNDS, OTHER FUNDS, AND FEDERAL FUNDS REVENUE

Source	Fund	ORBITS Revenue Acct	2019-21 Actual	2021-23 Legislatively Adopted	2021-23 Estimated	2023-25		
						Agency Request	Governor's	Legislatively Adopted
GENERAL FUND APPROPRIATION								
General Fund	8000	0050				948,471		
LICENSES AND FEES								
Business Licenses and Fees	3400	0205	2,160					
CHARGES FOR SERVICES								
Charges for Services	3400	0410	331,964			126,319		
Admin and Service Charges	3400	0415	13,971,692	15,643,031	15,643,031	16,697,935		
FINES, RENTS AND ROYALTIES								
Fines and Forfeitures	3400	0505	-					
OTHER								
Other Revenues	3400	0975	5,949	294,457	294,457	294,457		
Other Revenues	6400	0975						
FEDERAL FUNDS REVENUE								
Federal Funds	6400	0995	433,897	142,622	142,622	185,277		
TOTAL			14,745,662	16,080,110	16,080,110	18,252,459	-	-

OREGON DEPARTMENT OF ENERGY

Annual Performance Progress Report (APPR) for 2021

Agency Mission:

The Oregon Department of Energy helps Oregonians make informed decisions and maintain a resilient and affordable energy system. We advance solutions to shape an equitable clean energy transition, protect the environment and public health, and responsibly balance energy needs and impacts for current and future generations.



OREGON DEPARTMENT OF ENERGY Annual Performance Progress Report (APPR) for 2021

INTRODUCTION

The Oregon Department of Energy's mission is to *help Oregonians make informed decisions and maintain a resilient and affordable energy system. We advance solutions to shape an equitable clean energy transition, protect the environment and public health, and responsibly balance energy needs and impacts for current and future generations.*

To achieve our mission, the agency oversees diverse programs to meet the state's energy goals and policies – including programs that are not necessarily included in the scope of this report. The areas covered by this biennium's key performance measures are important for meeting Oregon's energy goals. Areas not included in the KPMs are also critical, such as ODOE's Nuclear Safety and Emergency Preparedness division, which oversees Oregon's interests in the Hanford Nuclear Site cleanup and ensures that the state is prepared to respond to nuclear- and energy-related emergencies. Further, the KPMs do not wholly capture ODOE's work to support energy policy development and innovation – efforts such as promoting energy resilience, providing technical expertise on issues like home energy performance and residential energy codes, and tracking emerging issues like electric vehicles, energy storage, renewable natural gas, and more.

The agency is reporting on seven key performance measures:

KPM#	Key Performance Measures (KPMs)	Page #:
1	Customer Service	5
2	Zero Emission Vehicle Adoption in Oregon	8
3	Application Processing	14
4	Energy Use by State Buildings	15
5	Greenhouse Gas Content of Oregon's Electricity & Stationary Fuel	19
6	Transportation Fuels Used in Oregon	30
7	Home Energy Scoring	35

Vision: A safe, equitable, clean, and sustainable future.

ODOE updated our KPMs for the 2021-23 biennium to more accurately reflect our work. The new KPMs were developed, in part, from an analysis of the agency’s programs that was presented to the Joint Ways and Means Committee during the 2020 Regular Session following a Budget Note request. Some of the changes reflect the fact that many of the previous measures were evaluating programs that have sunset, moved to other state agencies, or, in the case the Small-scale Energy Loan Program, no longer actively adding any new activity.

THE OREGON CONTEXT

ODOE oversees statewide energy policy and development, and the agency’s work intersects with numerous stakeholders and partners. These include large-scale investor-owned utilities and smaller consumer-owned utilities, many of which provide incentives and other resources to their customers; non-governmental organizations that advocate on energy and climate issues and provide incentives and rebates; federal entities such as the Bonneville Power Administration; regional entities like the Northwest Power and Conservation Council; and many others. ODOE also reports to the Oregon Legislature through various annual reports. Many of the department’s measures link to Oregon Benchmark #77: Carbon Dioxide Emissions.

MEASURING OUR PERFORMANCE

The Oregon Department of Energy believes in continuous improvement across all program areas. Whether KPMs hold steady, improve, or decline, the agency seeks ways to improve processes and deliverables. Following a 2019-21 Budget Note, ODOE reported to the Joint Committee on Ways and Means during the 2020 session with an analysis of existing programs, KPMs, agency administration, the indirect cost rate, and the usage of the Energy Supplier Assessment.

Vision: A safe, equitable, clean, and sustainable future.

BUDGET

Due to new programs and additional funding allocated to ODOE during the 2021 Legislative Session, ODOE's 2021-23 legislatively approved budget increased by just under \$95 million and added 12 positions.

ODOE's Legislatively Approved Budget:	2017-19	2019-21	2021-2023
General Fund	\$0	\$2,000,000	\$70,911,388
General Fund Debt Service	\$0	\$4,334,048	\$3,500,000
Lottery Fund Debt Service Ltd	\$3,023,630	\$3,023,365	\$3,022,570
Other Funds Non-limited	\$55,905,959	\$1,040,647	\$1,128,074
Other Funds Debt Service Non-limited	\$63,376,902	\$39,988,071	\$30,531,300
Other Funds Limited	\$35,609,279	\$32,812,879	\$67,950,612
Federal Funds Non-limited Debt Service	\$104,000	\$104,000	\$0
Federal Funds Limited	\$2,455,398	\$2,196,096	\$3,123,175
Total All Funds Budget	\$160,475,168	\$85,499,106	\$180,167,119
AUTHORIZED POSITIONS	97	81	93
AUTHORIZED FTE	93.87	79.25	91.00

Vision: A safe, equitable, clean, and sustainable future.

KPM # 1	CUSTOMER SERVICE: Percent of customers rating their satisfaction with the agency’s customer service as “good” or “excellent”: overall, timeliness, accuracy, helpfulness, expertise, availability of information.	Measured since: 1997
Goal	Provide customers with a high degree of satisfaction with ODOE programs and services.	
Data source	Survey conducted by the department.	
Owner	Mary Knight, KPM Coordinator, Phone: 503-373-7562	

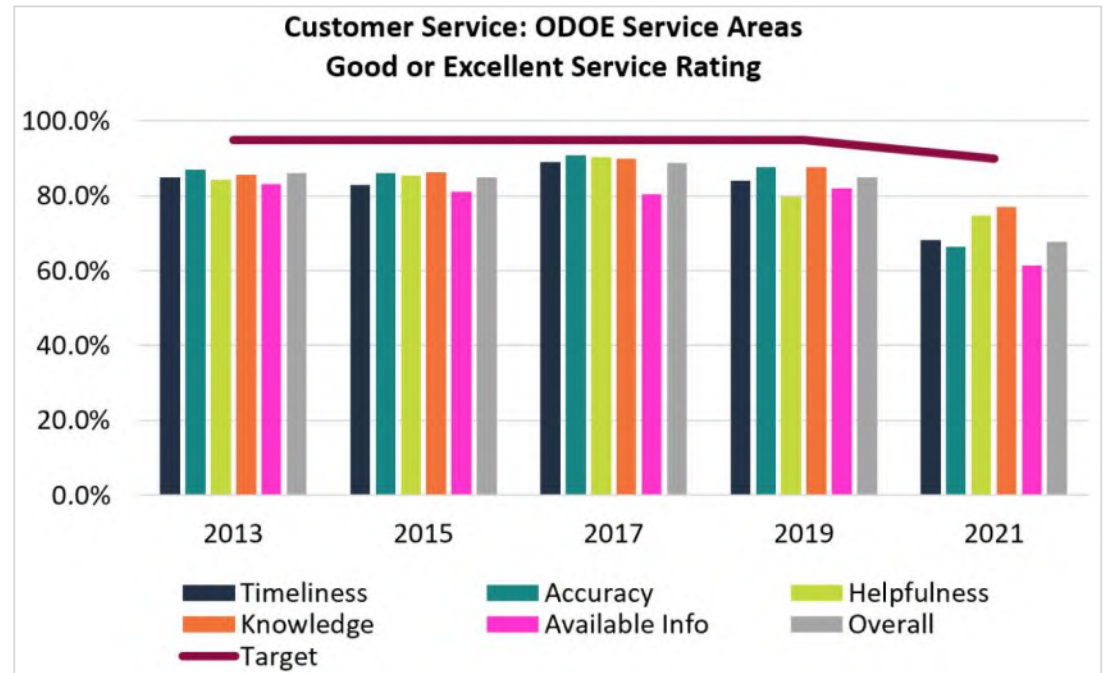
1. HOW WE ARE DOING

Results. ODOE conducted an online customer service survey in August 2021. Results represent the sum of all customer feedback, with no weighting by category. All categories showed a decline over the last biennium, and the agency is below the target goal of 90 percent.

About the Target. The Legislative Fiscal Office updated the target to 90 percent for all service categories in 2021. In preceding years, the target was 95 percent. In the Oregon Department of Energy’s 2021-2024 Strategic Plan, the agency also set a target to reach at least 95 percent good or excellent ratings. Customer service is an integral part of ODOE’s work and an essential component of meeting the agency’s mission. For day-to-day operations, the agency defines “customer” broadly – from community stakeholders to industry representatives to fellow State agencies. For the sake of this KPM, ODOE has historically surveyed external customers once each biennium using the standard customer service questions and process guidelines. ODOE issues targeted surveys for specific programs, adds additional questions to help us improve services, and in 2021 also added demographic questions (racial/ethnic background, geographic area, and household income) to better understand who we are serving.

2. FACTORS AFFECTING RESULTS

Background. The 2021 customer survey results show a measured drop in satisfaction over the last biennium. Several factors have likely influenced the drop, including changes to survey methodology, changes in ODOE programs resulting in fewer survey respondents who



Vision: A safe, equitable, clean, and sustainable future.

benefit directly from ODOE programs, and controversial energy facilities proposed by developers that are currently under review in our facility siting division.

Survey Methodology: ODOE adjusted the methodology for conducting the survey in 2021 to reach more targeted customers and achieve more relevant results. Past surveys were sent by ODOE's four divisions, and respondents frequently commented that they didn't know why they were receiving the survey or would provide feedback on programs not housed at ODOE. For 2021, ODOE sent targeted surveys by customer service area, such as to members of the public who have engaged in energy facility siting processes over the last two years; contractors participating in ODOE's Solar + Storage Rebate Program; members and attendees of ODOE stakeholder and advisory bodies; school districts participating in schools-related programs; and others. In the survey emails, ODOE reminded the recipients why they engaged with us over the past two years. This approach was successful in receiving relevant results for our programs, though overall participation was low compared to prior years (in part because of a smaller customer base, as noted below).

In ODOE's 2021-2024 Strategic Plan (more information below), we included the objective to achieve an at least 95 percent positive customer service rating. An initiative to support that goal is to create more targeted, timely surveys. ODOE will work to improve our customer service methodology to issue surveys to customers soon after we have interacted with them or provided a service, in an effort to increase participation and receive more constructive results.

Incentive Program Customers: The 2019-2021 biennium covered by the customer service survey saw many changes at ODOE, most notably the absence of long-time incentives that directly served Oregonians, including residential, conservation, and transportation tax credit programs; a tax credit program for producers and collectors of biomass; and a rebate program for energy-efficient heating or weatherization projects for homes heated with oil. These incentive programs, which met their legislatively established sunsets in 2017, created a significant customer base for surveying, with historically high ratings for those direct services ODOE provided. The current 2019-2021 biennium survey is the first customer service survey conducted without that large customer base.

ODOE will continue to focus on providing outstanding customer service, and we hope results in our 2023 Annual Performance Report will improve as the agency develops and launches new incentive programs created by the Oregon Legislature, including funding to continue the Oregon Solar + Storage Rebate Program; funding to support energy-efficient rebuilding efforts following the 2020 wildfires; and a \$50 million community renewables grant program.

Controversial Energy Projects: ODOE's energy facility siting team provides support to the Energy Facility Siting Council, which reviews proposed and amended energy facilities in Oregon and conducts robust public involvement processes. ODOE sent a customer service survey to Oregonians who engaged with the siting process over the last two years, including engagement with highly controversial energy facilities that are currently under review. These controversial projects proposed by developers do not always have public support, which likely leads to lower

Vision: A safe, equitable, clean, and sustainable future.

ratings in our survey, as people’s responses may reflect their dissatisfaction with the outcome of the siting process or their opposition to the project rather than ODOE’s customer service. For example, for the energy facility siting survey, many of the recipients were members of the public who have engaged with the proposed Boardman to Hemingway 300-mile Transmission Line project in Eastern Oregon, which is a highly controversial project currently in the “contested case” phase of the review process. About 70 percent of the siting survey respondents reported that they reside in Eastern Oregon – and about 70 percent of the respondents rated ODOE’s overall quality of services as fair or poor.

ODOE staff will continue to focus on providing excellent customer service to all areas of the state, and the agency will continue tracking customer service ratings for the siting process to confirm if results are affected by controversial projects, or if there are other improvements the division can make to improve overall service.

Strategic Plan: The Oregon Department of Energy published its 2021-2024 Strategic Plan in early 2021, which includes imperatives (focus areas to guide our work) that will help ODOE improve our customer service and how we engage with and serve Oregonians. Specific imperatives that speak to customer service include *Expanding and Improving Stakeholder Engagement*; *Building Practices and Processes to Achieve More Equitable Outcomes*; and *Assessing and Modernizing Agency Programs and Activities*. Other imperatives around data capabilities and optimizing or organizational efficiency and impact should also help ODOE improve its overall service to Oregonians.

How We Compare. Comparing ODOE’s methodology to other non-governmental organizations reveals some differences. ODOE surveys once per biennium, whereas other entities survey customers soon after they complete projects. ODOE will work to improve survey methodology and time surveys to occur soon after customers interact with ODOE staff.

About the Data. The survey is comprised of results from 10 targeted surveys for ODOE program areas and activities. Survey results are being carefully reviewed, including customer feedback in the additional open-ended questions the agency included in the surveys.

Vision: A safe, equitable, clean, and sustainable future.

KPM #2	ZERO EMISSION VEHICLE ADOPTION IN OREGON: ZEV registrations in the light-duty vehicle sector statewide.	Measure since: 2020
Goal	Meet the targets established in SB 1044 for statewide ZEV adoption, including that State agencies procure 25 percent of eligible fleet vehicles as zero emission vehicles by 2025.	
Data source	Oregon Department of Transportation, Department of Motor Vehicle registration Data; Department of Administrative Services data.	
Owner	Mary Knight, KPM Coordinator, Phone: 503-373-7562	

1. HOW WE ARE DOING

Results. As of June 2021, there are 38,482 light-duty zero-emission vehicles registered in Oregon, comprising just over 1 percent of passenger vehicles. Of these, 13,410 are plug-in hybrids and 25,072 are battery electric vehicles. While the state did not achieve its 50,000 registered ZEVs by 2020 goal – and it is not yet on track to achieve the 2025 or 2030 goals – Oregon is well positioned to support increased ZEV adoption with policies and programs that support ZEV sales in Oregon, including incentives to help reduce up-front vehicle costs.

The Department of Administrative Services' *Biennial Examination Required Under ORS 283.343 on the Use of State-Owned Vehicles* reports that state agencies owned 41 electric vehicles out of a total 7,218 light duty fleet vehicles, or 0.6 percent.

Our Strategy. ODOE is a member of the Zero Emission Vehicle Interagency Working Group that is working to implement the goals of SB 1044 (2019) and of Executive Order 17-21. ODOE is also a member of the *Every Mile Counts* initiative led by the Oregon Department of Transportation, focusing on the interagency actions necessary to implement the Statewide Transportation Strategy to reduce greenhouse gas emissions in the state's transportation sector. Some of the projects ODOE has led for these activities include:

- The development and maintenance of the [Go Electric Oregon website](#), an online resource to provide information about electric vehicles and electric vehicle charging infrastructure. The website was initially created in 2018 to provide information on EVs, EV charging, the benefits of driving

Year	Light-duty Vehicles in Oregon	ZEVs in Oregon	ZEVs as Percent of Light-duty
2011	3,331,516	1,183	0.04%
2012	3,347,029	2,226	0.07%
2013	3,390,057	4,341	0.13%
2014	3,447,778	6,517	0.19%
2015	3,543,719	9,014	0.25%
2016	3,654,972	12,617	0.35%
2017	3,743,750	16,670	0.45%
2018	3,760,000	22,056	0.59%
2019	3,672,549	27,998	0.76%
2020	3,443,282	33,579	0.98%

Vision: A safe, equitable, clean, and sustainable future.

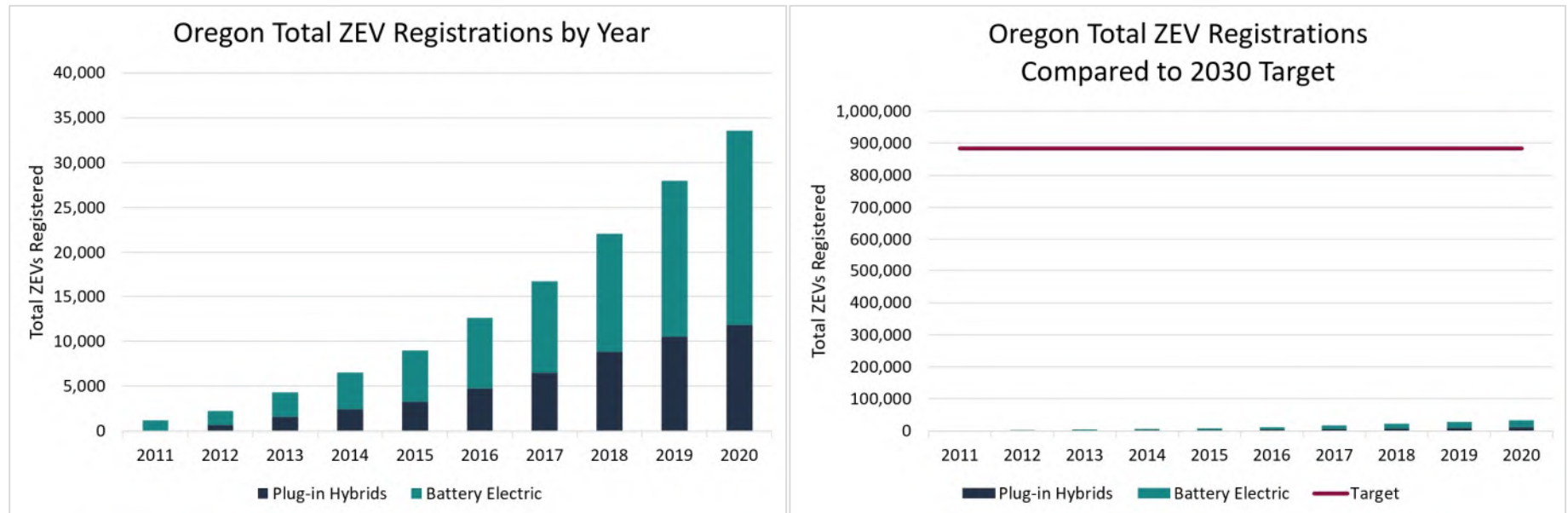
electric, and progress on the state's 50,000 registered ZEVs by 2020 goal. ODOE will be updating the site in 2021-22 to reflect the new targets established by SB 1044.

- In September 2020, the Oregon Department of Energy published an interactive [EV Dashboard](#) that provides information on EV adoption and charging infrastructure in Oregon. The dashboard supports a larger effort to promote vehicle electrification, meet Oregon's zero-emission vehicle adoption goals, and create a centrally located resource for Oregon EV data. The dashboard will be updated in Fall 2021 to include additional functionalities, including reporting EV registration data by zip code and establishing trend data on ZEV adoption in Oregon.
- As part of EO 17-21, the Oregon Department of Energy designed and established EV Leadership Awards on behalf of the Governor for businesses or organizations that demonstrate leadership in promoting Electric Vehicles and EV adoption.
- In 2020 and 2021, ODOE developed the Zero-Emission Vehicle Interagency Action Plan in collaboration with the member agencies of the Zero Emission Vehicle Interagency Working Group. The ZAP is a list of near-term actions state agencies can take to support ZEV adoption.

In 2019, the Oregon State Legislature passed Senate Bill 1044, directing ODOE to produce a biennial report about the general state of ZEV adoption in Oregon and the progress on achieving the state's greenhouse gas emissions goals in the transportation sector through ZEV adoption. SB 1044 established ZEV adoption targets and required state agencies to lead by example by procuring 100 percent ZEVs for light-duty fleets by 2025. On September 15, 2021, ODOE released the inaugural [Biennial Zero Emission Vehicle Report](#). The report shows that the state is not yet on track to achieve our ZEV targets. However, with state and federal incentives, many ZEVs have a lower lifetime cost-of-ownership than their gasoline-powered counterparts – especially when access to low-cost electricity from at-home charging is available. ODOE anticipates a significant increase in the availability of ZEV models in the next few years, and experts believe the up-front cost of a ZEV will equal the cost of a gasoline vehicle in just two to three years.

Fourteen states, including Oregon, have adopted California's Low-Emission Vehicle program, and 12 of those have adopted ZEV program rules. Governor Kate Brown joined governors of 11 other states to urge President Biden to support policies that would end sales of gasoline-powered vehicles by 2035.

In June 2021, the Oregon Department of Transportation released the state's Transportation Electrification Infrastructure Needs Analysis study. The TEINA study assessed transportation electrification charging infrastructure needs and gaps throughout Oregon, recognizing that convenient, accessible charging infrastructure is a critical driver to accelerating zero emission vehicle adoption and lowering greenhouse gas emissions. The study concluded that to achieve its ZEV adoption targets, Oregon will need a five-fold increase in ZEV charging by 2025, twenty times more charging infrastructure by 2030, and nearly 45 times more by 2035. The study concluded that there are significant gaps in access to charging for rural and multi-unit dwelling Oregonians.



About the Target. Oregon’s overall greenhouse gas goal is to significantly and rapidly reduce total GHG emissions – and by 2020, achieve levels that are 10 percent below 1990 levels. This would result in emissions of 52 million metric tons of carbon dioxide equivalent (MMTCO₂e). Light-duty vehicles account for about 19 percent of the state’s GHG emissions at about 12.4 MMTCO₂e, which is nearly 20 percent higher than the proportionate share for light-duty vehicles to meet GHG reduction goals by 2020. Despite their so far modest uptake in Oregon, the use of ZEVs has avoided an estimated 338,000 metric tons of in-state CO₂e emissions between 2010 and 2019.

Specific electric vehicle adoption targets for Oregon began with Governor Brown’s Executive Order 17-21 and were further formalized with the passage of SB 1044 (2019). Those goals, which are the targets for this KPM, are:

- By 2020, 50,000 registered motor vehicles will be zero-emission vehicles;
- By 2025, at least 250,000 registered motor vehicles will be zero-emission vehicles;
- By 2030, at least 25 percent of registered motor vehicles, and at least 50 percent of new motor vehicles sold annually, will be zero-emission vehicles; and
- By 2035, at least 90 percent of new motor vehicles sold annually will be zero-emission vehicles.

Vision: A safe, equitable, clean, and sustainable future.

SB 1044 also requires state agencies to procure 25 percent of eligible new light-duty vehicles as ZEVs by 2025 based on availability. The Department of Administrative Services' *Biennial Examination Required Under ORS 283.343 on the Use of State-Owned Vehicles* reports that state agencies owned 41 electric vehicles out of a total 7,218 light duty fleet vehicles, or 0.6 percent. In the report, DAS notes charging infrastructure and first costs as limiting factors:

“To increase ZEV adoption in state fleets, a concerted effort to manage the cost and people resources to electrify the fleet should be considered. A recent DAS fleet electrification study showed that the total cost of ownership is favorable in many use cases for ZEV versions of vehicles out now and soon emerging on the market. However, the largest hurdles to fleet electrification is the cost and effort to install charging infrastructure and the incremental cost of the vehicles. Add to that the substantial cost of the people resources needed to manage the implementation of projects, and the cost is even higher.”

The DAS Fleet and Parking Services Manager reports that eight of the 510 light-duty vehicles purchased in 2020 were ZEVs. This represents 1.6 percent and shows an increase in the rate of ZEV acquisitions over the current fleet. Note that this occurred even in a year of reduced purchases due to the COVID-19 pandemic. With manufacturer pledges to provide increasing numbers of ZEV models in the next few years, achieving the 25 percent goal may be achievable.

2. FACTORS AFFECTING RESULTS

Background. Overall vehicle sales were lower in 2020 compared to 2019 due to economy-wide effects from the COVID-19 pandemic. Auto manufacturing plants and many dealerships shut down in April and May of 2020 to assist in mitigating the spread of COVID-19, which, in conjunction with reduced consumer activity, lowered vehicle sales. It is also likely that the reported number of registrations is lower than the actual number of ZEVs operating because of extensions on vehicle registrations enacted to help reduce the spread of the COVID-19 virus. COVID-19's economic downturn depressed overall vehicle sales, including ZEV sales.

With the passage of HB 2165 in the 2021 Legislative Session, the Charge Ahead Rebate maximum amount was increased from \$2,500 to \$5,000, effective January 1, 2022. The Charge Ahead Rebate and the Oregon Clean Vehicle Rebate offer effective means for addressing the barrier of cost because they can reduce it at or near to the time of purchase. The availability of more affordable used ZEVs is also critical to transitioning the market toward ZEVs. Since the number of used vehicle purchases is four times higher than new vehicles in Oregon, a robust used ZEV market is critical if the state is to meet its adoption targets.

In 2021, ODOT partnered with EV Charging Solutions to upgrade all 44 of the West Coast Electric Highway's charging stations and to add three new ones to the network. The upgrades will add more charger types and upgrade existing ones to serve a wider range of electric vehicles. ODOT sourced \$4.1 million in funding for the upgrades from a mix of federal and state funds, plus a 20 percent match from EVCS. Upgrades to

Vision: A safe, equitable, clean, and sustainable future.

the West Coast Electric Highway are part of the agency's commitment to electrify Oregon's transportation system and reduce greenhouse gas emissions from transportation.

The up-front cost of ZEVs remains a barrier, although the price differential between internal combustion vehicles and ZEVs is getting smaller and is expected to reach parity in the next few years. Depending on the vehicle model and annual income, the federal and state incentives can reduce the up-front and yearly costs to own and operate a ZEV to less than an equivalent gasoline vehicle. While most Oregonians can take full advantage, some lower-income and higher-income Oregonians may not be able to take full advantage of all incentives due to eligibility rules or tax liability. Like the TEINA study, the Biennial Zero Emission Vehicle report found that access to charging infrastructure is limited for rural and multi-unit dwelling Oregonians. State support is needed to ensure all Oregonians have equitable access to electric fuel.

About the Data. The data used in this section comes from the Oregon Department of Transportation Department of Motorized Vehicles registration data, which includes the fuel type of all light-duty vehicles and the number of vehicles registered in the state (including vehicles owned in Oregon but purchased in other states). The registration data was evaluated to assess how the state is progressing in the adoption of ZEVs. The data includes, by month, the total number of light-duty fleet vehicles compared to the number of Battery Electric Vehicles and Plug-in Hybrid Electric Vehicles.

The Department of Administrative Services' *Biennial Examination Required Under ORS 283.343 on the Use of State-Owned Vehicles* provided the data to measure the State-owned ZEV target.

Electric motors are much more efficient than internal combustion engine vehicles, meaning electric motors use less energy to accomplish the same amount of work. In most cases when comparing fuels such as biodiesel to diesel, there is no impact to the data as the engine is the same in both cases and the amount of work accomplished is similar. A conventional vehicle varies between zero percent when idling, to somewhere in the low- to mid-30 percent efficiency when driving. By comparison, electric motors are in the mid-80 to mid-90 percent efficiency range. As a result, it requires less overall energy to drive the same distance in an electric vehicle than a non-electric vehicle. This higher efficiency is not accounted for in this KPM and would generally indicate a significantly lower energy consumption, and thus greenhouse gas emissions, for electric vehicles.

How We Compare. As of the end of 2018, Oregon ranked fourth in ZEV adoption per capita according to a U.S. Department of Energy Office of Energy Efficiency & Renewable Energy report. The report has not been updated in several years.

In addition, there is a new transportation scorecard from the American Council for an Energy-Efficient Economy (ACEEE) which published its inaugural report in February 2021. ACEEE is a nonprofit research organization that develops transformative policies to reduce energy waste and

Vision: A safe, equitable, clean, and sustainable future.

combat climate change. Oregon has scored among the top 10 in ACEEE’s ranking of states for energy efficiency for several years now and looks forward to the organization’s new efforts focusing on the transportation sector.

“ACEEE’s State Transportation Electrification Scorecard evaluates the progress that state legislatures and agencies (e.g., public utility commissions, departments of transportation) are making to implement policies to scale up deployment of light-duty electric vehicles (passenger cars, SUVs, and trucks) and heavy-duty electric vehicles (large commercial vehicles, such as freight trucks and buses) and the necessary charging infrastructure for personal, commercial, fleet, and public transit use.”

ACEEE’s report covered transportation electrification more broadly than ODOE’s KPM, but its ranking still provides useful information. Oregon ranked no. 9 overall, scoring 14.5 (of 17 possible points) under Planning and Goals, 11.5 (of 30 possible points) under Incentives for EV Deployment, 5 (of 12 possible points) under Transportation System Efficiency, 4.5 (of 10 possible points) under Electricity Grid Optimization, 1 (of 10 possible points) under Equity, and 7 (of 21 possible points) under Outcomes.

Vision: A safe, equitable, clean, and sustainable future.

KPM #3	APPLICATION PROCESSING: Percent of applications reviewed and approved within administrative or statutory deadlines for Energy Facility Siting.	Measure since: 2006
Goal	Provide timely processing of site certificates.	
Data source	Energy Facility Siting Division	
Owner	Mary Knight, KPM Coordinator, Phone: 503-373-7562	

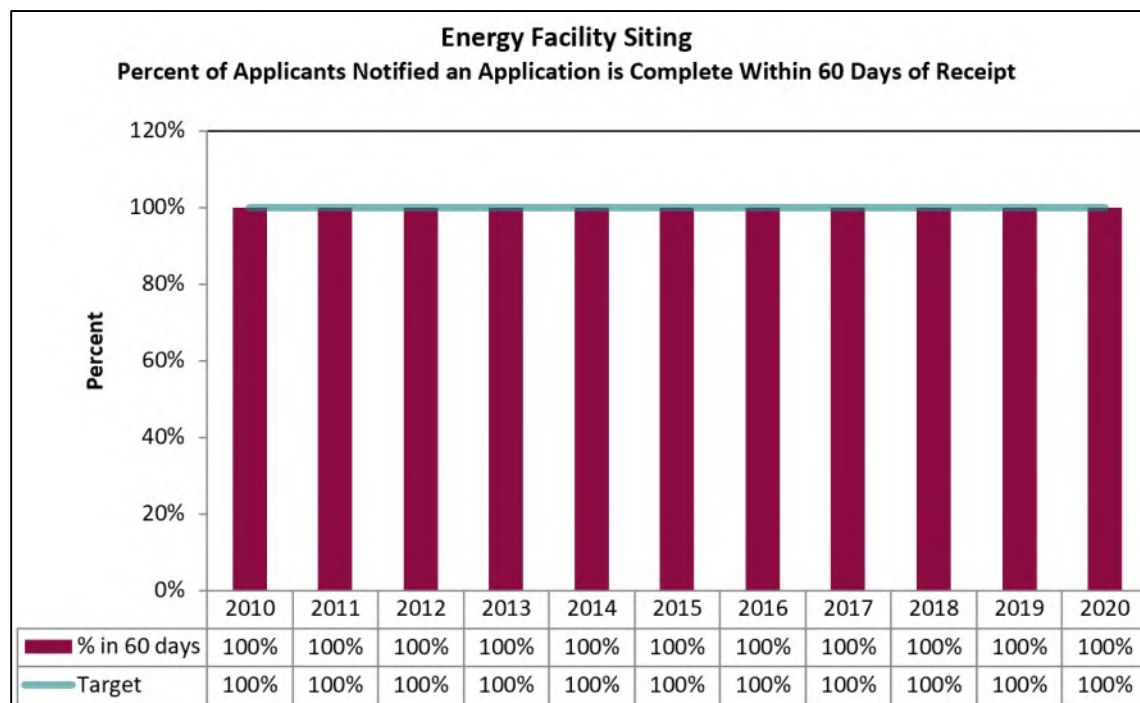
1. HOW WE ARE DOING

Results. The Energy Facility Siting Division met this target again at 100 percent.

About the Target. Part of the agency’s commitment to stakeholders is providing reliable resources and services. To measure this, ODOE monitors the timeliness for processing application completeness reviews for energy facility siting, reflected by the percent of new energy facility applicants notified by ODOE whether an application is complete within 60 days of ODOE receiving it.

2. FACTORS AFFECTING RESULTS

About the Data. The reporting cycle for this measure is by calendar year. The data for the energy facility siting measures represents actual completeness review processing time data for all applications received during the reporting period.



Vision: A safe, equitable, clean, and sustainable future.

KPM # 4	ENERGY USE BY STATE BUILDINGS: Electrical and fossil fuel energy use in state-owned buildings by use, type and building area.	Measure since: 2015
Goal	Establish a robust data set of building level energy use for state-owned buildings more than 5,000 square feet to facilitate energy reduction.	
Data source	Agencies reporting	
Owner	Mary Knight, KPM Coordinator, Phone: 503-373-7562	

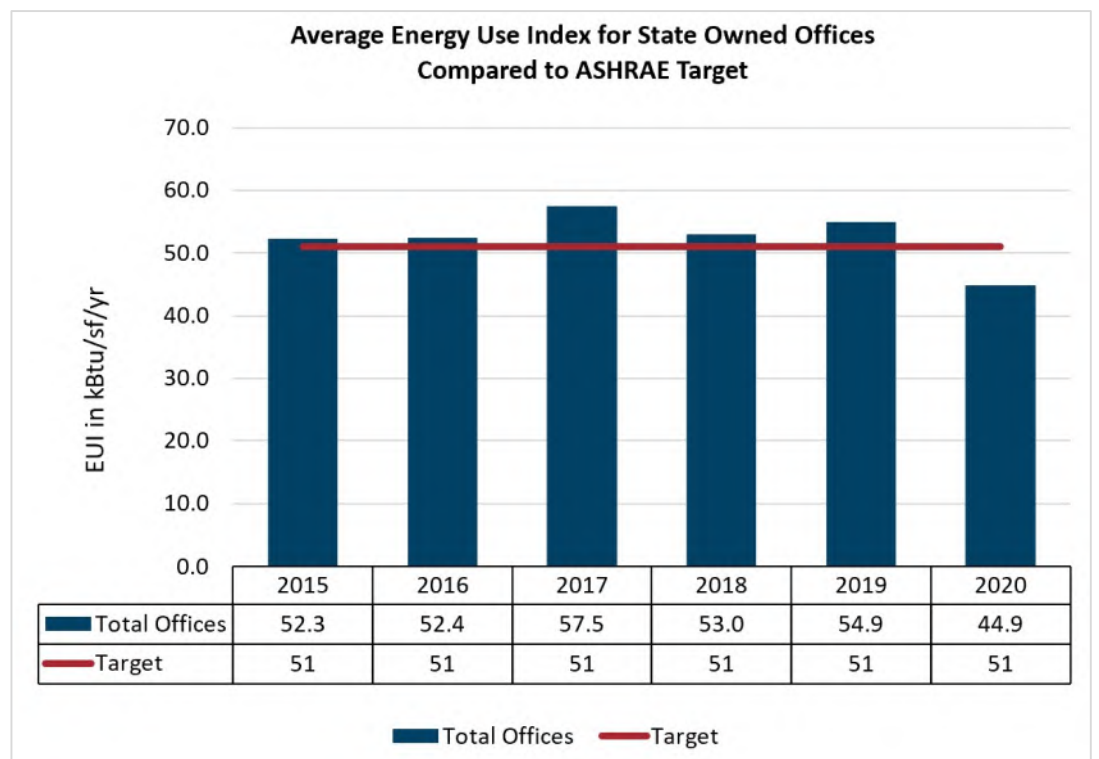
1. HOW WE ARE DOING

Results. In 2020, the average Energy Use Index for State-owned buildings was 44.9 kBtu per square foot, below the EUI target. Because the target is a metric of energy use, achieving an EUI below the identified target is the goal – a lower EUI means less energy use.

Energy use in state-owned office buildings in 2020 decreased from 2019. While improved data collection and evaluation have increased visibility into agency building energy use, the COVID-19 pandemic significantly changed building use behavior in 2020 for most agencies, making it challenging to compare to previous years. The improved data collection also affects the historical data, which has been updated and is reflected in this year’s KPM reporting.

In 2020, many state employees worked from home for most of the year – so the changes in building energy use in 2020 may be attributed to this change. Other pandemic-related changes also affected energy use:

- Building operators increased ventilation to reduce potential infections in buildings, therefore increasing energy use.
- With reduced staff in buildings, plug loads decreased.



Vision: A safe, equitable, clean, and sustainable future.

- For workers who still used state facilities, operating hours and heating/cooling expectations remained the same. Fully occupied commercial buildings tend to use more energy for cooling and ventilation to maintain a comfortable temperature. But with fewer workers in buildings, heating demand increased instead to keep buildings comfortable.
- Energy use did not decline as much as anticipated, as building temperatures still need to be maintained for the limited staff in attendance. Many buildings are not zoned or do not have the ability to condition based on low attendance.
- Water use was a better indicator of the behavior change, as it declined dramatically in 2020.
- Night audits were suspended during the pandemic, eliminating a tool facility staffs use to identify potential behavior changes.
- IT took over computers and put them in sleep mode to retain updates from software companies, potentially increasing plug loads.

To make informed energy efficiency investment decisions, state agencies need data about energy use in their buildings and a method for comparing use to similar buildings. ODOE developed a comprehensive dataset for baseline energy use in state-owned facilities with the goal of continuous improvement of data quality and communication over time. In 2015, 20 state agencies reported building- or meter-level energy use into the ENERGY STAR® Portfolio Manager platform, establishing facility baseline energy use. Twenty agencies provided 2020 energy use data for 324 state-owned buildings. Energy use in 2020 was compared against the baseline and an established energy use index (EUI) performance target for each building type. ODOE will deliver to each agency a report outlining the energy use of their buildings, and how they compare to previous years and to the performance targets. In 2020, 170 state-owned buildings met the performance targets, while 154 did not. With this information and technical support from ODOE, agencies can identify opportunities for increased energy efficiency in their buildings and realize long-term savings in their operating budgets.

About the Target. Because the target is a metric of energy use, achieving an EUI *below* the identified target is the goal – a lower EUI means less energy use. ODOE established a target for office buildings, shown in the chart, based on the American Society of Heating, Refrigerating, and Air-conditioning Engineers (ASHRAE) Standard 100 high-performance EUI. The target EUIs for each building type are based on ASHRAE Standard 100-2018 targets for climate zones 4C (Western Oregon) and 5B (Eastern Oregon). EUI is a common industry metric for evaluating building energy use and is calculated by determining the annual kBtu of energy used, divided by the square footage of the building. EUI targets enable agencies to compare energy used by an individual building to similar type buildings in the state or region. These macro level indicators support agencies in identifying which buildings need to be evaluated to determine if the higher level of energy use is warranted by a building's characteristics and use profile, or if a comprehensive energy audit should be considered. ODOE delivers technical assistance, if requested, to help agencies identify solutions to lower energy use over time and reach target EUI levels. Each agency determines the cost-effective energy efficiency methods to pursue. ODOE supports agency decision-making by providing reliable building energy use information and energy efficiency consultation.

ORS 276.915 requires state agencies to track annual energy use at the agency level. Agencies report more detailed facility-level data to identify additional opportunities for energy savings. Beginning in 2015, participating agencies have entered annual energy use for state-owned buildings that are more than 5,000 square feet into the EPA ENERGY STAR® Portfolio Manager platform. For 2020, agencies reported a total of 1.4 million Btu, representing over 18 million square feet of facilities.

Oregon's agency reporting portfolio grew from 312 buildings in 2018 to 324 in 2020, an increase of almost 4 percent. Not all building types in agency portfolios have established high-performance target EUIs. Of the 324 buildings/campuses that report energy use, 47 percent do not have prescribed ASHRAE targets due to their unique use. ODOE works with each agency to calculate appropriate performance targets for buildings without established targets. State-owned buildings without an ASHRAE EUI target make up 53 percent of the total square footage and use 70 percent of the total energy. Of the state-owned facilities with target EUIs, offices represent 59 percent of that total energy use. Other-services buildings comprise 2 percent and laboratories make up 11 percent of that total energy use. Libraries, distribution centers, repair shops, senior care facilities, and hospitals combine to represent the remaining 28 percent of the energy use in buildings with target EUIs. For all state buildings, 52 percent are at or below established high-performance targets, and 48 percent exceed target EUIs.

2. FACTORS AFFECTING RESULTS

Background. Not all state-owned buildings have building-level utility meters. Some facilities share a meter between two or more buildings, as in a campus or complex. Those situations complicate the ability to track energy use at the building level. In such situations, utility use needs to be pro-rated by building square footage and may not give an accurate picture of building performance. Additionally, utility data is manually reported by agencies, which increases the need for data verification. Although some agencies have facility level personnel with energy management skills, many agencies assign the reporting duties as an add-on to clerical duties. Agency staff unfamiliar with energy use may not be able to identify errors in the data when uploading it. ODOE collaborates with all agencies to review data and identify and correct inconsistencies while maintaining the integrity of the data.

Regarding energy consumption and performance, there are many factors that can affect EUI results. Energy efficiency projects and conservation measures can improve energy performance. Facility characteristics such as occupancy, operating hours, functions, and equipment affect energy use. Other external factors, such as weather, also affect energy use. ODOE provides technical assistance, when requested, to help agencies better understand the factors that have the greatest effect on a facility's energy consumption.

ODOE provides progress reports to agencies with information about how each of their facilities compare to similar buildings. Agencies with buildings exceeding their targets may investigate further to determine if the higher energy use is justified. For those buildings where a satisfactory explanation is not found, ODOE supports the agency, if requested, to identify opportunities for energy reduction, such as

Vision: A safe, equitable, clean, and sustainable future.

continuous commissioning in which building managers routinely track building equipment operating conditions, setpoints, and energy use to maintain peak performance. ODOE provides expert technical assistance to help agencies identify valuable energy improvements

How We Compare. Other states in the region also require state-owned facilities to report building energy use into EPA ENERGY STAR® Portfolio Manager. Minimum square footage that triggers reporting varies between states, as do disclosure requirements.

California Executive Order (EO) B-18-12 mandated that state energy and water use be benchmarked and reported as of 2013. The goal was to reduce energy use by 20 percent by 2018. Thirty-five departments report under EO B-18-12. Washington, through EO 12-06, has required state agencies, colleges, and universities to track and report energy use in buildings over 10,000 square feet since 2012. Energy use is reported using EPA ENERGY STAR® Portfolio Manager. The Department of Enterprise Services posts the energy use for public viewing. In April 2014, the governor of Montana directed state agencies to begin monitoring energy use in state buildings and to begin publicly disclosing the energy numbers online. The listings will eventually encompass state buildings and facilities of 5,000 square-feet or larger. Idaho does not have benchmarking requirements for state buildings.

About the Data. In January 2015, state agencies began reporting energy use at the building level into EPA ENERGY STAR® Portfolio Manager. Prior to that, agencies reported aggregated annual agency energy use into an ODOE database. As agencies become more familiar with reporting energy use data into the database, they are refining their data input and building category designations. By tracking annual energy use, agencies see how their buildings are performing over time and can make informed decisions to determine if operational adjustments or capital investments are needed. Building performance is typically measured in EUI (kBtu/square foot/year). Electrical and fossil fuel annual energy use data is converted into common units (British thermal units or Btu) and combined with building square footage to calculate EUI. The ASHRAE target is a EUI value that represents high performance by building type.

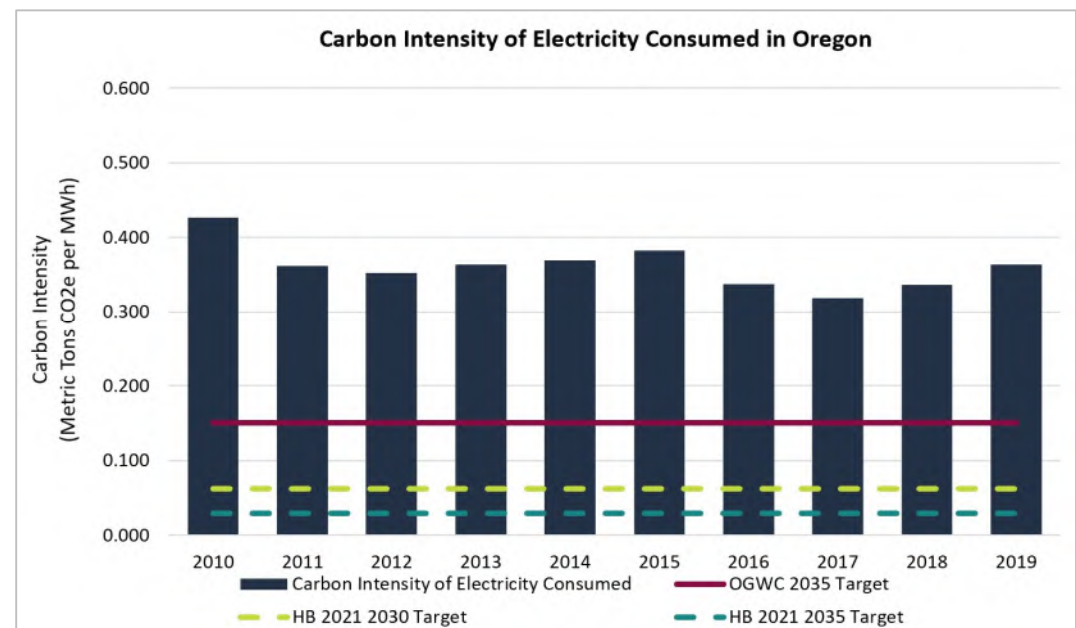
Vision: A safe, equitable, clean, and sustainable future.

KPM #5a-b	GREENHOUSE GAS CONTENT OF OREGON'S ELECTRICITY: Greenhouse gas emissions per unit of: a) electricity used in Oregon and b) electricity generated in Oregon.	Measure since: 2015
Goal	Assist in meeting Oregon's greenhouse gas emission reduction goals in the state's electricity sector.	
Data sources	Oregon Department of Environmental Quality Greenhouse Gas Reporting Program, the 2015 Oregon Global Warming Commission Report to the Legislature, U.S. Energy Information Administration data, and internal ODOE reports addressing energy mix and conservation efforts.	
Owner	Mary Knight, KPM Coordinator, Phone: 503-373-7562	

1. HOW WE ARE DOING

Results. Overall, the carbon intensity of Oregon's electricity *consumption* has decreased from 0.427 metric tons of CO₂e/MWh in 2010 to 0.363 metric tons of CO₂/MWh in 2019. The carbon intensity remains higher than the 2035 interim non-binding target established by the Oregon Global Warming Commission (represented by the red line in the figure), as well as the new 2030 and 2035 electricity emissions targets for Oregon's investor-owned utilities mandated in 2021 by HB 2021 (represented by the dashed lines). The carbon intensity of Oregon's consumption is likely to continue to improve as utilities:

- Phase out imports of electricity generated by coal-fired power plants from Oregon utility rates by 2030¹
- Continue to make progress toward meeting the 50 percent Renewable Portfolio Standard targets for 2040²
- Take action to meet new electricity emissions targets for Oregon's investor-owned utilities established by HB 2021

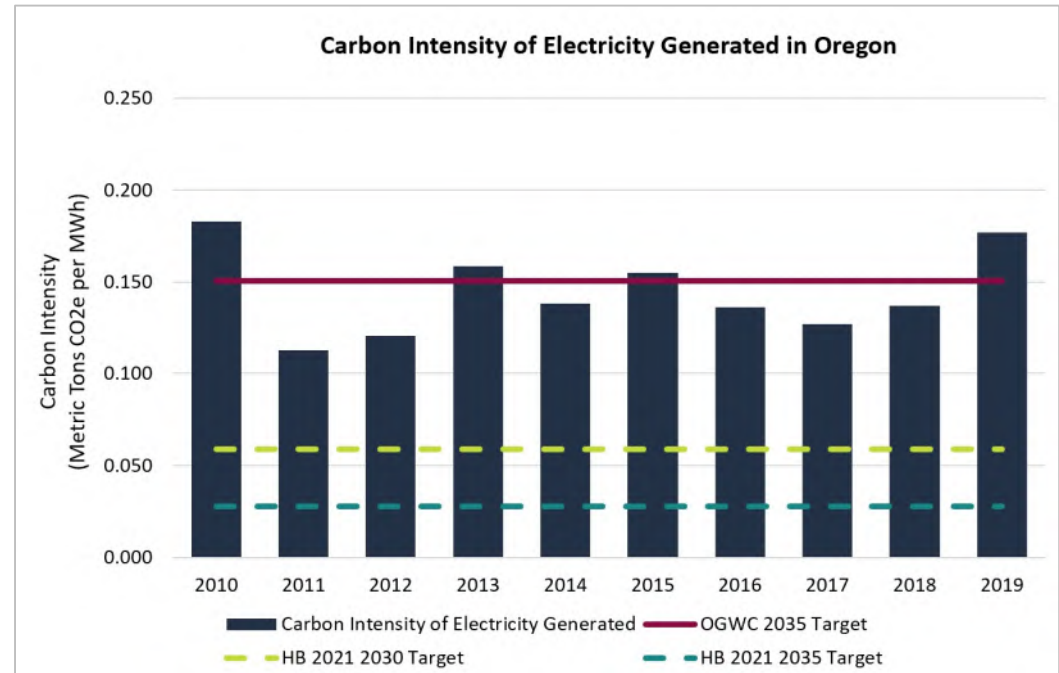


¹ With one exception that would enable rate-basing costs for up to five years after the plant has fully depreciated. This would apply exclusively to Colstrip plant in Montana

² Utilities in Oregon are currently meeting the annual RPS targets and are on track to meet the 2025 RPS targets.

Vision: A safe, equitable, clean, and sustainable future.

The carbon intensity of Oregon's electricity *generation* has decreased from 0.183 metric tons/MWh in 2010 to 0.177 metric tons CO₂e/MWh in 2019 and has been lower than the 2035 interim target for six of the past 10 years. This is because of Oregon's significant in-state hydropower, wind, and other low- and zero-carbon resources. The carbon intensity of in-state generation is likely to continue to decrease further now that the state's sole coal-fired power plant retired in October 2020. Despite the overall downward trends in the carbon intensity of Oregon's electricity generation and its electricity consumption, year-to-year variations in these values occur and are mainly driven by fluctuating water resources available for hydropower generation due to natural variation in annual precipitation. This was the primary driver of the increase in carbon intensity from 2018 to 2019, with substantially lower-than-average precipitation in 2019, which reduced hydropower generation that was then replaced by carbon-emitting generation like natural gas.



Thanks to highly effective energy efficiency programs, Oregon's total electricity consumption has grown by only about 2 percent over the last decade despite population growth of about 10 percent. In its Seventh Power Plan, adopted in February 2016, the Northwest Power and Conservation Council forecasted that cost-effective energy efficiency could meet all the region's future load growth over the next 20 years. The Draft 2021 plan, released in September 2021, has a different outlook. While the Draft 2021 plan forecasts that energy efficiency acquisition will continue to play a critical role in meeting the region's future demand for electricity, two factors have led the Council to recommend a strategy that includes both energy efficiency acquisition and renewable energy resource acquisition. The first factor is that the success of Oregon's energy efficiency programs means much of the low-cost energy efficiency opportunities have been captured. The second factor is that the falling cost of renewables means that renewables become the least-cost resource instead of energy efficiency.

About the Targets. Until 2021, Oregon did not have a formal sector-specific target for the carbon intensity of electricity. ODOE derived an interim target for the purposes of this report from the greenhouse gas reduction goals in ORS 468A.205, the Oregon Global Warming

Vision: A safe, equitable, clean, and sustainable future.

Commission's Interim 2035 GHG reduction goal, and utility projections for future electricity loads.³ This target represents the carbon intensity that Oregon's electricity resource mix would need to reach in 2035 for the sector to achieve its proportional share of the state's overall emissions reduction goal. In 2015, the Oregon Global Warming Commission developed an interim greenhouse gas reduction goal for 2035, which is interpolated between the goals for 2020 and 2050 set in ORS 468A.205. Meeting this goal would require a 42.5 percent decrease in total greenhouse gas emissions from 1990 levels. If the electricity sector achieved an equivalent reduction from 1990 levels, emissions in 2035 would be 9.5 million metric tons CO₂. Dividing this by forecasted utility loads in 2035 yields an interim carbon intensity target of 0.151 tons of CO₂/MWh.

In 2021, the Oregon legislature passed HB 2021, mandating that Oregon's investor-owned utilities reduce greenhouse gas emissions compared to the average of their 2010, 2011, and 2012 emissions by 80% in 2030, 90 percent in 2035, and completely eliminate greenhouse gas emissions from retail electricity supply by 2040. To determine the carbon intensity requirements of these targets, ODOE calculated the average emissions for 2010, 2011, and 2012 using DEQ emissions data, and divided this by forecasted utility loads in 2035 yielding an interim carbon intensity target of 0.06 tons of CO₂/MWh in 2030 and 0.03 tons of CO₂/MWh in 2035. In 2040, the carbon intensity target will be zero. ODOE will submit for approval the 2030 target of 0.06 tons of CO₂/MWh during the next LFO review.

The electricity sector includes all in-state and out-of-state generation that serves Oregon's total annual electricity load. This includes electricity provided by investor-owned utilities, consumer-owned utilities, electricity service suppliers, and Independent Power Producers. In 2019, this sector accounted for approximately 29 percent of all greenhouse gas emissions in Oregon.

Carbon dioxide emissions released from the combustion of fossil fuels to generate electricity make up most of the greenhouse gas emissions from the electricity sector. CO₂ emissions in the electricity sector can primarily be reduced in three ways:

- Implementing energy efficiency and conservation measures and demand response programs to reduce the amount of electricity required to be generated
- Replacing electric generating resources that have CO₂ emissions with resources that have lower or zero-carbon emissions
- Adding storage that can be charged with electricity from a generating resource, or mix of generating resources, with low or zero-carbon emissions and discharging that stored electricity to replace electricity generated from resources with higher carbon emissions

Energy efficiency, conservation, and demand response programs mainly help reduce the magnitude of CO₂ emissions by reducing the total amount of electricity generated. These can reduce the carbon intensity (emissions per unit of energy) of electricity consumption if they reduce use of the highest-emitting resources like coal and natural gas peaker plants. Replacing generating resources that emit carbon with resources that emit lower or zero-carbon, either directly or with batteries charged by lower emission generating resources, helps reduce both the

³ ORS 468A.205 established a policy goal to achieve greenhouse gas levels that are at least 75 percent below 1990 levels by 2050.

magnitude of carbon emissions and the carbon intensity of the electricity resource mix. Both approaches are used in Oregon to reduce greenhouse gas emissions and achieve other energy and environmental benefits in the electricity sector.

The carbon intensity of the electricity resource mix is expressed as metric tons of carbon dioxide equivalent per Megawatt Hour (MWh).⁴ Oregon has two different electricity resource mixes, the resource mix of the electricity it generates within the state, and the resource mix of the electricity it consumes (a combination of electricity generated both in-state and out-of-state). The two mixes are different because Oregon neither consumes all the electricity it generates, nor generates all the electricity it consumes. This is because competitive energy markets encourage Oregon to both import and export electricity across its borders. While much of the electricity consumed in Oregon is generated by Oregon's vast amount of zero-carbon hydropower resources, a significant portion of the electricity consumed in Oregon is also generated by out-of-state fossil-fuel resources. Oregon's consumption of out-of-state fossil fuel resources is one factor that leads to the carbon intensity of the electricity consumed in Oregon to be higher than the carbon intensity of the electricity generated in Oregon.

2. FACTORS AFFECTING RESULTS

Background. There are several policy drivers helping to reduce the carbon intensity of electricity consumed in Oregon, including:

- The Oregon Coal to Clean Act (SB 1547) passed in 2016 requires utilities to eliminate imports of electricity generated by coal-fired power plants from Oregon utility rates by 2030.⁵
- The Oregon Renewable Portfolio Standard (RPS) established in 2007 sets renewable energy requirements for the state's electric utilities. Updated in 2016, the Oregon RPS requires large utilities to have 50 percent of their electricity sales come from qualifying renewable energy sources by 2040; smaller utilities have lesser requirements.
- In 2020 Governor Kate Brown issued Executive Order 20-04, which will have implications for the carbon intensity of electricity consumption. The Executive Order directed:
 - state agencies to exercise any and all authorities and discretion to help Oregon achieve its GHG reduction goals
 - the Oregon Department of Energy to establish and update appliance efficiency standards to the most stringent among West Coast jurisdictions
 - the Oregon Department of Environmental Quality to establish a sector-specific cap-and-reduce program for large stationary sources of GHGs
 - the Oregon Public Utility Commission to advance decarbonization in the utility sector
 - the Oregon Department of Consumer and Business Service's Building Codes Division to work with ODOE in adopting energy efficiency goals for new residential and commercial buildings

⁴ The data used in this report reflect only carbon dioxide emissions and do not include emissions of other greenhouse gases at this time.

⁵ With one exception that would enable rate-basing costs for up to five years after the plant has fully depreciated. This would apply exclusively to Colstrip plant in Montana

Vision: A safe, equitable, clean, and sustainable future.

- The Oregon “Clean Energy for All” Act (HB 2021) passed in 2021 establishes clean energy targets for Oregon’s large investor-owned utilities. HB 2021 requires Oregon’s IOUs to meet the following goals:
 - 2030: 80% reduction of GHG emissions from average of 2010, 2011, 2012 emissions
 - 2035: 90% reduction of GHG emissions from average of 2010, 2011, 2012 emissions
 - 2040: 100% reduction of GHG emissions from average of 2010, 2011, 2012 emissions (i.e.: zero emissions)

In addition, the Federal Public Utility Regulatory Policies Act (PURPA), which requires utilities to purchase the power offered to them from independent (non-utility) renewable generators with capacities of 80 MW or less, has led to increased renewable and carbon-free electricity. Green power and other voluntary programs increase the mix of renewable resources used to meet Oregon’s electric load. In effect, these laws, policies, and programs help lower the carbon emissions of the average megawatt hour generated and consumed. ODOE supports this work by providing technical assistance for renewable energy projects, certifying eligible resources for the RPS, reporting the electricity resource mix annually, and participating in statewide energy policy development work.

The carbon intensity of electricity *generated in the state* is much lower than the carbon intensity of electricity *consumed in the state* because hydropower and other low and zero-carbon resources comprise a substantially larger percentage of the resource mix of the electricity generated in Oregon relative to the resource mix of the electricity consumed in Oregon – and because Oregon had only one coal-fired power plant, located in Boardman. This sole coal plant ceased operations on October 15, 2020 and is planned to be decommissioned and demolished by the end of 2023. Additional in-state generation comes from natural gas-fired power plants, which have about half the carbon intensity of coal-fired generation. Additionally, new fossil fuel-fired power plants sited in Oregon with the capacity to generate 25 megawatts or more are required to meet the Oregon Energy Facility Siting Council’s carbon dioxide standard. This regulation encourages large in-state fossil-fueled generating resources of this size to be the most efficient and least carbon intensive as possible by requiring developers to procure greenhouse gas offsets (typically in the form of a monetary payment to The Climate Trust) for any carbon emissions above the EFSC standard.

Oregon’s total forecasted electricity load used to generate the interim 2035 target depends on: Oregon’s population growth; the growth of industry in Oregon; the growth of electric vehicles and other electrically powered devices and machines in Oregon; and the effectiveness of energy efficiency and conservation programs implemented by utilities, the Bonneville Power Administration, the Oregon Department of Energy, Energy Trust of Oregon, and others. In addition, climate change could result in increased summer load for air conditioning and irrigation needs for agriculture, while at the same time resulting in decreased snowpack and shifting periods of runoff. If this were to occur, the ability of Oregon’s zero-carbon hydropower resources to continue to supply the same, large portion of the state’s annual electricity loads (especially in summer months) could be negatively affected.

Over the next decade, the state will need research and policy development that will help safely and reliably incorporate increasing levels of renewable generating resources into the electricity system in a cost-effective manner. This could include creative and collaborative efforts on:

Vision: A safe, equitable, clean, and sustainable future.

carbon pricing, power asset depreciation, participating in regional energy and transmission markets, energy storage, demand response, customer incentives and financing for distributed resources such as solar and storage, emerging renewable resources (e.g., offshore wind, marine energy, and geothermal energy), and electricity system resiliency.

Energy efficiency and conservation programs will continue to be needed to achieve the Northwest Power and Conservation Council's energy efficiency acquisition projections to meet the region's future load growth over the next 20 years. In addition, continued efforts are needed to meet the Council's projection that demand response (including storage) can help offset the need for new fossil-fueled power plants to meet peak loads.

How We Compare. Due to the Federal Columbia River Power System and other private and publicly owned hydropower facilities in the state, Oregon generally has an electricity resource mix with a lower carbon intensity than states in other regions. The carbon intensity of the state of Washington's electricity sector, however, benefits from an even higher percentage of zero-carbon hydropower than Oregon. For example, in 2018, 53.2 percent of Oregon's electricity consumption was generated from zero-carbon resources. In that same year, 68.8 percent of Washington's electricity consumption was generated from zero-carbon resources.

Washington state passed SB 5116 in 2019, which established new goals for reducing carbon emissions in its electricity sector. The bill requires utilities to remove coal from the electricity resource mix consumed in Washington by 2025 and requires 100 percent of electricity consumed in Washington to be carbon neutral by 2030.

About the Data. Until 2019, ODOE KPM reports used the carbon intensity of electricity consumption in Oregon based on ODOE's calculations of the state's Electricity Resource Mix (ERM). In 2019, ODOE reviewed its methodology for calculating the state's ERM and determined that basing the ERM on Oregon Department of Environmental Quality greenhouse gas emissions data was sufficient and appropriate. DEQ is the authority on greenhouse gas emissions reporting, and ODOE ERM data on the ODOE website and in this report are both now based on DEQ emissions data. For reports after 2019, ODOE will use the DEQ emissions data for this KPM. There are minor differences in these GHG emissions calculation methodologies, which means the carbon intensity data for the electricity consumed in Oregon reported in previous KPM reports will not match the carbon intensity data for consumption in this KPM report and reports going forward.

ODOE utilized information from the Oregon Global Warming Commission's legislative report, data from the U.S. Department of Energy's Energy Information Administration (EIA), and utility load projections to derive the 2035 interim target. The agency also utilized the Oregon Department of Environmental Quality's GHG Emissions Inventory Reporting program to derive the HB 2021 targets and determine the carbon intensity of electricity that is consumed in Oregon. The GHG Inventory is updated by DEQ annually and is based on utility generation and electricity purchases. ODOE used EIA data to determine the carbon intensity of electricity generated in Oregon; because EIA publishes annual data for the total MWh of electricity generated in each state and the carbon dioxide emissions associated with each states' generation in December of the

Vision: A safe, equitable, clean, and sustainable future.

following year, the carbon intensity data of electricity generated in Oregon for 2020 is not yet available. The chart above depicting carbon intensity of electricity generated in Oregon uses data through 2019, which is the most current available data set.

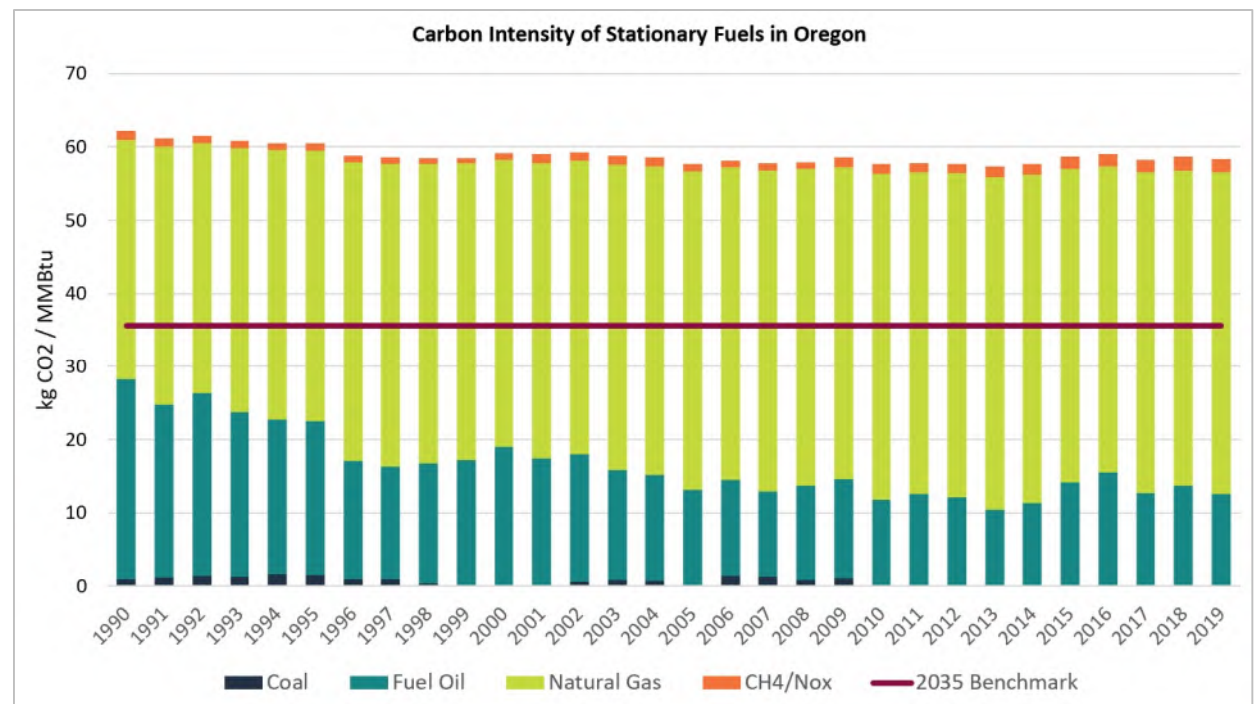
This 2021 KPM report includes the carbon intensity values for electricity consumed and generated in Oregon across years 2010 through 2019.

Vision: A safe, equitable, clean, and sustainable future.

KPM #5c	GREENHOUSE GAS CONTENT OF OREGON'S STATIONARY FUEL: Greenhouse gas emissions per unit of the mix of other stationary fuels used in Oregon.	Measure since: 2015
Goal	Assist in meeting Oregon's greenhouse gas emission reduction goals in the state's stationary fuels sector.	
Data source	Oregon Department of Environmental Quality Greenhouse Gas Reporting Program statistics, the 2015 Oregon Global Warming Commission Report to the Legislature, and internal ODOE reports addressing energy mix and conservation efforts.	
Owner	Mary Knight, KPM Coordinator, Phone: 503-373-7562	

1. HOW WE ARE DOING

Results. The stationary fuels sector includes all fuels used in Oregon other than fuel used for electricity generation and transportation. This includes fuel used for residential and commercial buildings and fuel used for manufacturing. Stationary fuel use typically includes heating of spaces and liquids, cooking, and industrial process heat. In 2019, this sector accounted for approximately 15.7 percent of all GHG emissions in Oregon.⁶ From 1990 to 2019, the carbon intensity of stationary fuel used in Oregon declined slightly but is well above the interim target for 2035. Most of the reduction came from a shift from petroleum to natural gas in the industrial sector, which resulted in fewer greenhouse gases (GHG) emitted per British thermal unit (Btu) due to natural gas' lower carbon density. When coupled with energy efficiency measures, the result is a slight decrease in total emissions from industrial fuel use. This was partly offset by a slight increase in emissions for the residential and commercial sectors, driven primarily by population and economic growth.



⁶ Oregon Department of Environmental Quality. Oregon Greenhouse Gas Sector-Based Inventory Data. <https://www.oregon.gov/deq/eq/programs/Pages/GHG-Inventory.aspx>

Vision: A safe, equitable, clean, and sustainable future.

Looking to the future, the U.S. Department of Energy's Energy Information Administration⁷ forecasts energy usage out to the year 2050 at the national scale, which indicates 0.66 percent increase per year in energy consumption for stationary fuels. The EIA predicts that total CO₂ emissions are expected to decline by an average of 0.3 percent per year in the residential sector but increase by 0.4 percent per year in the commercial sector and increase by 1.04 percent per year in the industrial sector.

About the Target. Emissions from stationary fuel use can be reduced in two ways: implementing energy efficiency and conservation measures to reduce the amount of fuel used and shifting to lower carbon renewable fuels to reduce the carbon intensity (carbon emissions per unit of fuel) of the stationary fuel mix. Currently, energy efficiency and conservation are the primary tools used to reduce fuel consumption and related emissions in this sector. This includes ODOE's statewide technical assistance programs for building and industrial energy efficiency, as well as utility energy efficiency programs, building energy codes, and industrial combined heat and power initiatives.

The GHG intensity of the stationary fuel mix is expressed as kilograms of carbon dioxide equivalent (CO₂e) per Btu.⁸ To reduce the GHG intensity of the fuel mix, ODOE and others implement a variety of technical assistance programs to increase the mix of low- and no-carbon renewable fuels such as biomass, solar thermal energy, and renewable natural gas.

GHG emissions from the production, transport, and storage of stationary fuels in Oregon primarily come from methane leaks associated with natural gas production. Oregon is a relatively small producer of natural gas, totaling about 399 million cubic feet in 2019 from the Mist natural gas field in northwest Oregon.⁹ Industry and alternative fuels companies are developing programs to help reduce methane releases from oil and gas production and distribution. Oregon does not currently mine coal or refine petroleum.

While a sector-specific target has not been formally set for stationary fuels, ODOE has derived an interim target for purposes of this report from the GHG reduction goals in ORS 468A.205 and the stationary fuel use forecast developed by the U.S. Department of Energy's EIA. This target represents the carbon intensity that Oregon's fuel mix would need to reach in 2035 for the sector to achieve its proportional share of the state's overall emissions reduction goal. Depending on the reductions that can be achieved in other sectors, the stationary fuel sector may need to achieve more or less than this target to meet the state's overall goals in the future.

In 2015, the Oregon Global Warming Commission developed an interim greenhouse gas reduction goal for 2035, which is interpolated between the goals for 2020 and 2050 set in ORS 468A.205. Meeting this goal would require a 42.5 percent decrease in total greenhouse gas emissions

⁷ Annual Energy Outlook 2021 with Projections to 2050. Retrieved from <https://www.eia.gov/outlooks/aeo/>

⁸ Carbon dioxide equivalent is a measure of all greenhouse gas emissions adjusted to the equivalent amount of carbon dioxide based on the global warming potential of each greenhouse gas.

⁹ Oregon Department of Geology, Minerals Industries, 2019. Oil & Gas Permits and Production Information. Retrieved from: <https://www.oregongeology.org/mlrr/oilgas-report.htm>.

Vision: A safe, equitable, clean, and sustainable future.

from 1990 levels. If the stationary fuel sector achieved an equivalent reduction from 1990 levels, emissions in 2035 would be 5.3 million metric tons CO₂e. Dividing this by the EIA forecast of stationary fuel use in 2035 yields an interim target of 35.68 kilograms/MMBtu. This target could change if forecasted fuel use changes due to fuel prices, energy efficiency measures, changes in technology, and other factors. Again, there is no requirement for the stationary fuel sector to meet this target, and technological barriers may limit the stationary fuel sector's ability to achieve this level of carbon intensity. Nevertheless, the interim target provides a point of reference for comparison to the trend in carbon intensity from this sector.

2. FACTORS AFFECTING RESULTS

Background. Stationary fuel use over time is largely driven by population growth, the economy, technology, and climate change policy. As an example, the recent increase in residential and commercial greenhouse gas emissions from fuel use is being driven by Oregon's population growth of a little more than 1.3 percent a year (faster than most other states).¹⁰ Yearly fluctuations in weather, introduction or commercialization of technology, new policy, and energy prices will all affect the type of fuel and use patterns for stationary energy. EIA long-term modeling indicates that residential GHG emissions from fuel use will decline at a rate of about 0.2 percent per year, primarily due to improvements in building and appliance energy efficiency, while the commercial and industrial sector GHG emissions from fuel use will increase because of increased economic growth, low fossil fuel prices, and increased manufacturing.

Significantly reducing the carbon intensity of stationary fuel used in Oregon would require a shift from fossil fuels to low- or no-carbon renewable fuels (e.g., renewable natural gas, renewable hydrogen, and biomass). New policies may be needed to support such a shift, including policies to support the production, distribution, and use of renewable fuels.

Policies to move toward zero net energy buildings could significantly reduce stationary fuel emissions in the residential and commercial sectors. Industrial energy efficiency measures and highly efficient on-site combined heat and power systems using renewable fuel can also reduce emissions from this sector. Governor Brown's executive order 17-20¹¹ requires Oregon to develop a timeline to achieve net zero energy ready buildings across the state. Furthermore, it directs improvements to the state energy building code for energy efficiency, electric vehicle readiness, and solar installation readiness. EO 17-20 also includes a focus on retrofitting older, less-efficient buildings, and demonstrating energy efficiency leadership in state-owned and state-leased buildings.

Renewable Natural Gas is a lower carbon alternative to fossil-based natural gas. RNG is derived from the anaerobic digestion of waste that can occur in wastewater treatment plants, dairy digesters, and landfills. RNG can also be produced via the thermal gasification process of cellulosic material. In July 2017 the Oregon Legislature passed SB 334, which required ODOE to conduct a renewable natural gas resource inventory and to report the preliminary findings to the relevant legislative group by mid-September 2018. This inventory provided an overview of current and

¹⁰ World Population Review. Retrieved from <http://worldpopulationreview.com/states/oregon-population/>

¹¹ Oregon 2017. Executive Order 17-20. Retrieved from: https://www.oregon.gov/gov/Documents/executive_orders/eo_17-20.pdf

Vision: A safe, equitable, clean, and sustainable future.

potential RNG resources across the state and supports the continued development of this less carbon-intense resource. RNG resources have carbon intensities that are significantly lower than fossil-based natural gas, and in some instances have negative carbon intensities (not only reduces emissions but also utilizes waste streams that would otherwise have emitted GHGs). In 2019, Governor Brown signed SB 98 into law, which set voluntary RNG goals for the state's natural gas utilities, creating a path for RNG to become an increasing part of Oregon's energy supply. In 2020, NW Natural issued its first Request for Proposals seeking to secure RNG resources for its customers over the long term, and subsequently signed contracts with Element Markets to receive RNG from two facilities. NW Natural also issued an RFP for RNG in 2021 and is currently conducting due diligence on a short list of the proposals received.

Research is needed to better understand the net GHG emissions from the growth and use of biomass as a stationary fuel. Production of biomass as a fuel source initially results in a decline in atmospheric carbon as plants take up and sequester CO₂ during the growth phase. This sequestered CO₂ is released when the biomass is combusted. The net emissions can also be affected by changes in land use and a variety of other factors. Steady increases in measured atmospheric carbon may indicate that plant uptake of carbon from the atmosphere is not keeping up with anthropogenic-driven rates of atmospheric carbon emissions. Blending hydrogen or renewable hydrogen into the natural gas supply or using hydrogen as a drop-in fuel for other stationary purposes will also affect net emissions. In 2021, the Oregon Legislature passed SB 333, which requires ODOE to report on the benefits of and the barriers to producing and consuming renewable hydrogen in the state to support renewable energy and greenhouse gas reduction policies and goals.

How We Compare. Oregon's GHG emissions from stationary fuels were slightly lower than Washington and California, and significantly lower than many eastern and mid-western states. This is due to differences in the level of fuel use, the mix of fuels, climate, and types of industry. Stationary fuel use in Oregon is a lower percentage of total in-state GHG emissions than in each of our neighboring states.¹²

About the Data. Formal tracking of the GHG emissions from stationary energy use is based on the data provided by the Oregon Department of Environmental Quality Greenhouse Gas Reporting Program and the U.S. Energy Information Administration. For stationary fuel use, the report uses a combination of reported emissions from parts of the industrial sector and fuel suppliers (fossil fuels, but not biomass) as well as modeling of emissions from residential / commercial buildings and small manufacturing. The data include GHGs directly emitted in Oregon and do not account for the out-of-state emissions of stationary fuels used in the production, transport, and disposal of goods consumed by Oregonians. The EIA fuel consumption forecast used to calculate the interim target for Oregon may underestimate or overestimate Oregon's fuel consumption due to the use of national scale energy-use growth data.

¹² EIA 2019. Energy Related Carbon Dioxide Emissions by State, 2015-2016. Retrieved from: <https://www.eia.gov/environment/emissions/state/analysis/>

Vision: A safe, equitable, clean, and sustainable future.

KPM #6	Transportation Fuels Used in Oregon – Percentage of petroleum vs. non-petroleum fuels used for on-road transportation in Oregon	Measure since: 2017
Goal	Diversify the transportation sector fuel used in Oregon so at least 45% of fuels come from alternative resources rather than fossil fuels by 2035.	
Data source	Energy Information Administration State Energy Data Systems, U.S. Department of Energy, U.S. Department of Transportation Federal Highway Administration, Oregon Department of Transportation motor vehicle fuel taxable distribution reports, Oregon Department of Environmental Quality Clean Fuels Program, Clean Cities annual surveys, Oregon Department of Energy survey of large fleets.	
Owner	Mary Knight, KPM Coordinator, Phone: 503-373-7562	

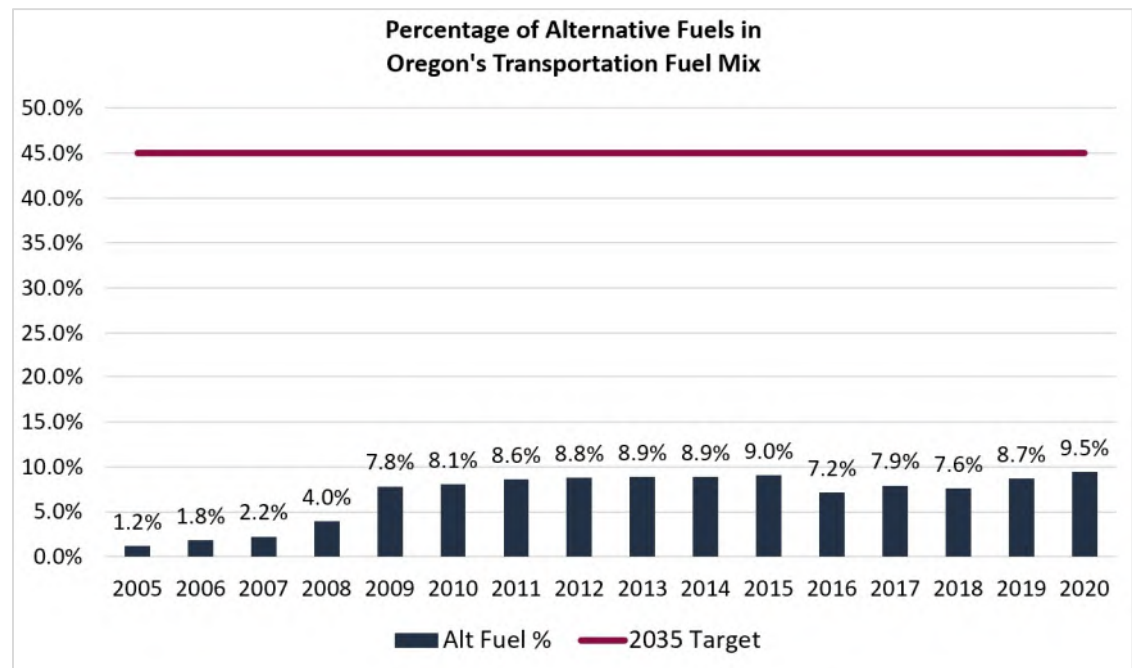
1. HOW WE ARE DOING

Results. Overall, alternative fuel consumption and diversity have trended upward as a percentage of fuels consumed. In 2005, petroleum products, such as gasoline and diesel, accounted for 98.3 percent of the fuel consumed in the on-road transportation fuel mix, while just 1.2 percent came from alternative fuels. In 2020, alternative fuels increased to 9.45 percent. While alternative fuel use is trending upward, Oregon is well below the target of at least 45 percent coming from alternative resources.

Most of the increase is due to the Oregon Renewable Fuels Standard program that blends biofuels into petroleum-based gasoline and diesel. Biofuels are also eligible to generate credits in the Oregon Department of Environmental Quality’s Clean Fuels Program.

Mixing alternative fuels with traditional petroleum-based fuels continues to be the most widely used source of alternative fuels in the state.

Alternative fuel diversity has increased since 2005. The 2020 fuel mix includes renewable diesel, bio-compressed natural gas, and bio-liquid natural gas, which were not available in 2005. Additional



Vision: A safe, equitable, clean, and sustainable future.

increases in alternative fuel use follow growth in the availability of alternative fuel vehicles and the alternative fuels themselves. Electricity is experiencing rapid growth as a transportation fuel. As of June 2021, there are 38,482 electric vehicles registered in Oregon. In 2019, SB 1044 established new targets for zero-emission vehicle adoption in Oregon to reduce GHG emissions in the light-duty transportation sector. In 2021, the Oregon Legislature passed HB 2165, which modifies income qualifications and doubles DEQ's Charge Ahead Rebate incentive from \$2,500 to \$5,000 for the purchase of a zero-emission vehicle, effective January 1, 2022.

Strategy. The 2020 Oregon Global Warming Commission's report to the legislature indicates all emitting sectors will need to reduce their overall emissions for the state to achieve its greenhouse gas emission reduction goals. Adoption of lower carbon intensity transportation fuels is a key reduction strategy because this sector bears the largest proportional share of GHG emissions in Oregon. In addition to reducing GHGs, diversification of transportation fuels is key in developing a more robust and resilient transportation fuel supply for the state. These data help provide an indication of the effectiveness of the strategy to expand the use of alternative fuels in Oregon's on-road transportation fuel mix.

The intent of this KPM is to assess the adoption rate of alternative fuels into the transportation fuel mix in Oregon. The adoption of alternative fuels, such as compressed natural gas, propane, and electricity has beneficial social, economic, and environmental effects on individuals and businesses in Oregon. ORS 468A.205 established a goal to reduce GHG emissions to 75 percent below 1990 emission levels by 2050. The transportation sector is responsible for 39 percent of Oregon's GHG emissions, and traffic-related air pollution is linked to respiratory conditions like decreased lung function, wheezing, cardiovascular disease, and childhood asthma.

Because electricity and certain biofuels can be produced in state, these transportation fuels help retain more dollars in Oregon. Electricity and other alternative fuels do not use the same transportation system as traditional petroleum fuels, and therefore can increase the resilience of Oregon's fuel infrastructure in case of a catastrophic event.

About the Targets. The Oregon Department of Energy has set a Key Performance Measure target of at least 45 percent of on-road transportation fuels coming from alternative resources by 2035. In addition, several state programs and goals include the adoption of alternative fuels:

- The Oregon Department of Environmental Quality Clean Fuels Program has a goal to reduce GHG emissions from the transportation fuel sector by 10 percent over 10 years by creating a market for the sale of credits for lower carbon intensity fuels.
- In 2020, Governor Kate Brown directed DEQ and the Environmental Quality Commission to expand the Clean Fuels Program to achieve reductions in average carbon intensity of transportation fuels of at least 20 percent (relative to 2015) and 25 percent by 2035.
- The Oregon Renewable Fuels Standard requires most gasoline to blend 10 percent ethanol per gallon and 5 percent biodiesel to standard diesel per gallon.

Vision: A safe, equitable, clean, and sustainable future.

- The Oregon DEQ Low-Emission Vehicle/Zero-Emission Vehicle (ZEV) Program currently requires battery electric vehicles (BEVs) and plug-in hybrid electric vehicles (PHEVs) be approximately six percent (9.5 with transfers) of light-duty vehicle deliveries to Oregon auto dealers, with an increase to sixteen percent (22 with transfers) in 2025.
- SB 1044 (2019) established aspirational goals on ZEV adoption in Oregon through 2035 and requires state agencies to procure 25 percent of eligible vehicles as ZEVs. In 2021, SB 2027 increased state procurement goals from 25 percent to 100 percent.
- In June 2021, the Oregon Department of Transportation has completed a Transportation Electrification Infrastructure Needs Analysis, which assesses current EV infrastructure and identifies gaps for additional infrastructure to meet the state targets.
- The *Every Mile Counts* initiative is led by ODOT, with collaborating agencies ODOE, DEQ, and the Department of Conservation and Land Development. The initiative seeks to identify and implement interagency work to help reduce GHG emissions in the transportation sector. Among other activities, the four agencies will look at opportunities to increase EV adoption in the light-duty as well as medium- and heavy-duty sectors, identify optimal vehicle use cases for different forms of alternative fuel vehicles in the medium- and heavy-duty sector, and identify opportunities reduce emissions in the freight sector. The four agencies are currently collaborating on developing key performance measures for this initiative.
- As a member of the International ZEV Alliance, Oregon has established a goal that 100 percent of new passenger vehicles in Oregon will be ZEVs by 2050.
- The Oregon Department of Administrative Services signed onto the West Coast Electric Fleets Pledge, which currently asks for 10 percent of eligible new vehicle procurements be EVs by 2020.
- As a member of the multi-state ZEV Task Force, Oregon has agreed to a collective 10-state goal of 3.3 million EVs operating on state participant roadways.
- Oregon signed an MOU with 14 other states and the District of Columbia to develop a multi-state action plan to identify barriers and propose solutions to support electric medium- and heavy-duty vehicles.

2. FACTORS AFFECTING RESULTS

Background. Overall, consumption of alternative fuels continues to rise. Biofuels, which are frequently blended with traditional petroleum-based fuels to meet federal and state standards, are widely available in the market. State and federal governments have deployed several programs to increase the use of alternative fuels and alternative fuel vehicles such as the federal and Oregon Renewable Fuel Standards, Clean Fuels Program, Oregon DEQ's Clean Vehicle and Charge Ahead rebates, and other federal, state, and local incentives for alternative fuels and vehicles. The Oregon Department of Energy and Clean Cities Coalition work with fleets to provide technical assistance and outreach to fleets interested in adopting alternative fuel vehicles. Oregon state agencies, in collaboration with local governments and neighboring states, enable the development of EV charging infrastructure through projects like the West Coast Electric Highway, the EV Project, Electrify America, and utility transportation electrification projects.

Vision: A safe, equitable, clean, and sustainable future.

Relatively low petroleum fuel prices have affected alternative fuel use over the last three years by spurring sales of less fuel-efficient vehicles and increasing overall vehicle miles travelled. Additionally, the availability of some alternative fuels is inconsistent. For example, Compressed Natural Gas is a fuel resource that can be used in medium- and heavy-duty trucks; however, there are only five public fueling stations located in Oregon, and there are no stations located in the Portland metropolitan areas. In 2020, DEQ's Clean Fuels Program reported 2,592,564 diesel gas equivalents (dge) for bio-CNG. Additional fueling infrastructure would help to increase these numbers. In 2020, the Clean Fuels Program also reported 289,506 dge of bio-LNG, which represents the third straight year of decline for this fuel.

How We Compare. It is not possible to compare information on alternative fuel use in other states because there is no known published data of this kind. However, data are available to compare access to alternative fuel infrastructure. In 2020, Oregon ranked 15th in the nation, down from 14th in 2019, in the total number of alternative fueling stations reported in the U.S. Department of Energy's Alternative Fuel Data Center locator. California ranks number one and the state of Washington ranks sixth. In 2015 Oregon was ranked seventh in this category, and Washington was ranked third. Oregon was an early adopter of EV charging infrastructure; however, more populous states are beginning to ramp up the installation of charging infrastructure. Oregon is ranked 27th in population and 29th in transportation sector energy consumption out of the 50 states.

About the Data. The data provide a snapshot of total alternative fuels measured in gasoline gallon equivalents consumed in the on-road transportation sector. The data are compiled from several sources. Gasoline data is gathered from the Oregon Department of Environmental Quality; diesel data is obtained from the US DOE's Energy Information Administration and the Oregon Department of Transportation Fuel Group. Biodiesel information is collected from several sources, including the ODOT Fuels Group, fleet surveys, and US DOE EIA data. LPG, CNG, and LNG data is acquired through surveys of fuel suppliers and fleets. Electricity use is sourced from Tri-Met for MAX and Portland Streetcar, DEQ analyzed DMV data, public charging providers, and fleet surveys. Some fleet data are based on a calculation that uses an equation derived by US DOE that is applied to the number and types of vehicles in large fleets. This calculation has become an industry standard approach because many fleets consider fuel use proprietary.

Prior to the implementation of the Oregon Clean Fuels program, ODOE assessed liquid biofuels using the data resources described above. Since 2016, ODOE has incorporated the Clean Fuels program data for liquid biofuels. Because the sources of data have differences in how they are collected, the resulting trend line had an artificial jump between 2015 and 2016. ODOE continues to collect all data points but for clarity displays only data points since 2016.

This KPM identifies the percentage of alternative fuel types of the total fuel used in the on-highway transportation sector on a gasoline gallon equivalent basis. This makes it possible to compare one fuel to another in quantity. Electric motors are much more efficient than internal combustion engine vehicles, meaning electric motors use less energy to accomplish the same amount of work. In most cases when comparing fuels such as biodiesel to diesel, there is no impact to the data as the engine is the same in both cases and the amount of work accomplished is

Vision: A safe, equitable, clean, and sustainable future.

similar. A conventional vehicle varies between zero percent, when idling, to somewhere in the low- to mid-30 percent efficiency when driving. By comparison, electric motors are in the mid-80 to mid-90 percent efficiency range. As a result, it requires less overall energy to drive the same distance in an electric vehicle than a non-electric vehicle. This higher efficiency is not accounted for in this KPM and would generally indicate a significantly lower energy consumption for electric vehicles.

Vision: A safe, equitable, clean, and sustainable future.

KPM #7	HOME ENERGY SCORING: Percent of Oregon population receiving a state-authorized home energy score.	Measure since: 2020
Goal	Increase instances of Oregon-approved home energy scores being conducted within the state.	
Data source	USDOE Home Energy Score database.	
Owner	Mary Knight, KPM Coordinator, Phone: 503-373-7562	

1. HOW WE ARE DOING

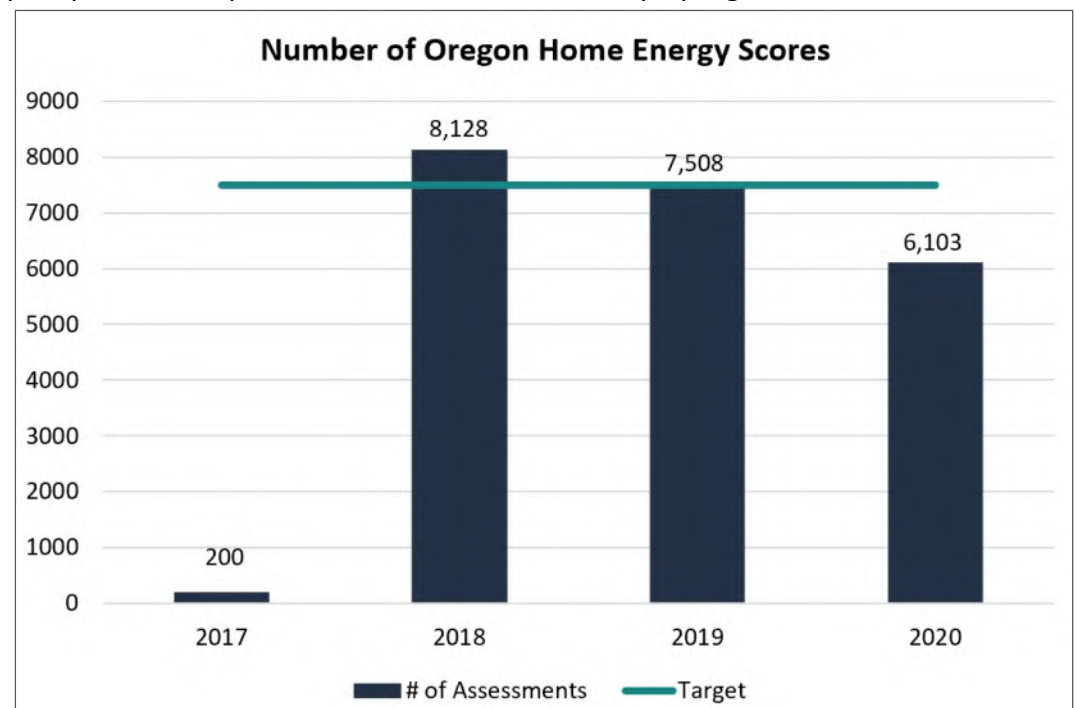
Results. Data is reported by calendar year – in 2020, there were 6,103 total home energy scores performed in Oregon. This is based on data from the U.S. Department of Energy Home Energy Score System.

The COVID-19 pandemic slowed home energy scoring activity in Oregon. State-certified assessors were unable to enter homes safely for much of the year. Many assessor businesses, however, identified ways to conduct scores virtually. The state’s largest scoring program, in Portland, temporarily lifted score requirements because of the pandemic, causing many homes to be listed for sale without a score. In October 2020, Milwaukie (population 21,000) adopted a mandatory scoring policy for homes put on the market. Once the city’s program is established and begins full implementation, Milwaukie will contribute to the state’s overall total scores. ODOE expects to see activity from Milwaukie beginning January 2021. Hillsboro is the latest city in Oregon to adopt a mandatory scoring policy, which will begin September 1, 2021; ODOE expects Hillsboro to drive scoring activity further in 2022.

About the Target. The agreed-upon target with the Legislative Fiscal Office is 7,500 scores per year. This may be adjusted over time as the program continues to develop.

2. FACTORS AFFECTING RESULTS

Background. The State of Oregon, through the Oregon Department of Energy, has built a statewide framework for residential home energy scoring activity. This framework provides regulations that prescribe necessary credentials for a professional assessor, outlines what must be included



in a scoring report, and provides the calculating engine to determine a score. This framework has been essential for each Oregon city – it builds assurances that scoring activity is well supported, accurate, and consistent across the state. To ensure successful interest and uptake, the framework was also developed with the underlying premise that scores and scorecards would be produced at low cost (\$125- \$250), would include useful consumer information, and would be easy to understand. Comparable programs across the country have a higher cost of \$500- \$800 per score and include more detailed information than consumers may need.

Outreach and Awareness: ODOE began working directly with cities to assist in the advancement of home scoring policies in 2016. In 2018, Oregon’s largest city, Portland, began the nation’s first large-city policy that requires all homes listed for sale include a home energy score produced by the state-approved scoring system. In the two years following, more than 15,000 scores were conducted. Those families now have valuable information about their homes’ energy use and can understand how even small improvements can make a big difference in energy savings.

Eugene Water and Electric Board was the state’s first fully approved scoring program. The program is voluntary to EWEB customers and focused on rental property. To date, EWEB has scored an estimated 200 rental units, with the majority occupied by students attending the University of Oregon.

While mandatory scoring programs drive most of the scores in Oregon, there is potential for additional scores to be conducted by voluntary consumer request. However, data indicate that:

- Consumers may be unaware or unmotivated to determine the efficiency of their home.
- Consumers may be unaware of the potential value and future cost savings in making energy efficiency improvements.
- Mandatory policies can drive energy scoring uptake *and* increase consumer understanding of the value of energy efficiency benefits.

To drive the expansion and activity of home scoring, ODOE has focused attention on assisting city decision-makers, and shares information about the benefits of energy scoring to improve their energy and climate planning effectiveness. By engaging with cities and providing technical and support resources, ODOE works to overcome significant barriers to widespread adoption of home energy scoring policies. Barriers include:

- City decision-makers may be unaware of energy scoring as an effective option to reduce energy use and consumer utility costs as part of their energy and climate action planning.
- Limited city staff and resources available to develop an energy scoring policy.
- Limited city staff and resources to support on-going home energy scoring program implementation activities.
- Continued concerns related to the COVID-19 pandemic may affect the ability to conduct on-site inspections for scoring purposes.

Stakeholders may raise concerns about the value of the home energy scores compared to the potential costs of implementing a program, so ODOE staff are available to provide expertise and guidance about the benefits of scoring – from energy cost savings to potential greenhouse gas

Vision: A safe, equitable, clean, and sustainable future.

reductions. The response to ODOE’s engagement in home energy scoring has been significant and has led to on-going discussions and technical assistance with 10 cities. These cities range in population from 5,000 (Talent) to 657,100 (Portland). ODOE has responded to multiple city requests for assistance in developing home scoring policies as part of their energy and climate action planning.

How We Compare. Oregon leads the nation in residential scoring activity, as reported by the USDOE Home Energy Score Program. Within the USDOE HES program, there have been 150,000 scores conducted since 2016. Oregon has contributed 26,000 scores, or 17 percent of the total between 2016 and the time of this report publication. Many states have scoring systems other than the USDOE HES, which are voluntary and often coordinated and funded by local utility programs. Identifying these voluntary programs is difficult as they are not reported into a national database.

While ODOE continues to seek out Oregon jurisdictions with interest in home scoring policies, some cities in other states are also contacting ODOE for lessons learned in rolling out policies and implementation steps. For many city staff and councils, resistance to mandatory policies continues to be seen as the number one barrier to forward progress.

Oregon’s home energy scoring program has been successful thanks to efforts around messaging the benefits of home energy scoring. At its foundation, home energy scoring is a consumer protection effort, helping people understand energy characteristics that affect home operational costs. Some cities only see the benefits of scoring homes to reduce energy consumption and greenhouse gas emissions. However, what seems to resonate with city decision-makers most is the ability to provide clear energy information to constituents to help them in their homebuying decisions. With a home score in hand, a homebuyer is better equipped to make an informed decision and plan steps to improve the performance of the home they select.

Recognition: ODOE received an Innovation Award in 2019 from the USDOE “for launching a replicable, statewide Home Energy Score program that coordinates local and regional programs, minimizes program management burdens, and streamlines Home Energy Score implementation throughout the state.”

About the Data. Data is reported by calendar year, so ODOE is reporting for calendar year 2020. Data is produced through the U.S. Department of Energy Home Energy Score System.

Audit Response Report

2022

- **Small Scale Energy Loan Program for the Year Ended June 30, 2021 (July 2022)**
 - SELP is an enterprise fund of the State of Oregon at the Department of Energy. The Secretary of State's annual audit of the Small-Scale Energy Loan Program (SELP) found, for the year ending June 30, 2021, that the financial statements were presented fairly, in all material respects. A concurrent review of SELP internal controls did not identify any deficiencies that would be considered material weaknesses.



State of Oregon Racial Equity Toolkit

Racial Equity Impact Assessment: Oregon Solar + Storage Rebate Program

Set Equity Outcomes and Define Impact

1. Does your agency have an Equity Strategic Plan? Yes / No If so, what does your agency define as the most important equitable community outcomes related to the investment or program?

Yes, ODOE's strategic plan includes two imperatives, or focus areas, that address equity. The first is to *Expand and Improve Stakeholder Engagement*, which includes objectives to increase the diversity of ODOE's stakeholder groups and to increase year-over-year engagement with organizations representing historically and currently underserved populations and communities. The second is to *Build Practices and Processes to Achieve More Inclusive and Equitable Outcomes* with objectives to increase year-over-year percentage of agency job applicants identifying as Black, Indigenous, or People of Color; increase year-over-year percentage of currently and historically underserved populations and communities participating in ODOE's programs and services; and increase agency Diversity, Equity, and Inclusion awareness and fluency.

For the Oregon Solar + Storage Rebate Program — as outlined in the establishing bill, HB 2618 — the most important equitable community outcome is ensuring that at least 25 percent of rebate dollars are reserved for Oregonians with low or moderate incomes and for organizations that provide services to Oregonians with low incomes. ODOE completed an administrative rulemaking effort in spring 2022 to strengthen the rules and improve the program's ability to serve Oregonians with low and moderate incomes. These include making it easier for Low-Income Service Providers to participate in the program by expanding eligibility.

2. What is the program under consideration?

Oregon Solar + Storage Rebate Program

3. Which racial equity opportunity areas will the program primarily impact?

- o Economic Opportunity

OSSRP is helping expand access to renewable energy to Oregonians with low and moderate incomes (a demographic in which Black, Indigenous, and People of Color are overrepresented). At least 25 percent of available rebate dollars are reserved for low- and moderate-income residential customers and low-income service providers each year.

- o Environmental Justice/Natural Resources

The rebate program is helping Oregon achieve its clean energy goals by encouraging more renewable energy generation in the state. Renewable energy reduces harmful greenhouse gas emissions, resulting in cleaner air and protecting public health. Communities with lower incomes and communities of color often live in areas with greater air pollution. In the first \$1.5 million of the program, ODOE issued 352 rebates for completed projects that represent solar electric generation that is estimated to displace 2,193 metric tons of CO₂e (carbon dioxide equivalent) per year based on the carbon intensity of the electric utility serving the project.

o Inclusive Communications and Outreach

We have focused on informing the public and community organizations about the Oregon Solar + Storage Rebate program and consulting with interested parties on ways to build interest in the program among historically and currently underserved Oregonians, such as BIPOC communities, Tribes, rural communities, and people with low incomes. The agency also held meetings with individual community partners and groups identified in our community engagement plan, including Hacienda CDC, Latino Network, Unite Oregon, Rogue Climate, Solarize Rogue, and Verde. Our goal was to collaborate with these organizations to educate people about the program and to better understand and address barriers to participation.

4. What are the desired results and outcomes with this program?

Desired results and outcomes with this program are to expand access to solar generation for all Oregonians, with a specific focus on Oregonians with low and moderate incomes. Statute requires that at least 25 percent of the rebates dollars are reserved for Oregonians with low or moderate incomes and for organizations that provide services to Oregonians with low incomes.

Data

1. Does the program have different impacts within different geographic areas?

The amount of incentive available to applicants can vary depending on whether their utility also offers incentives for solar and storage projects. The program is designed to provide a higher incentive for consumers who don't also have an option to receive an incentive from their utility.

2. What are the racial demographics of those living in the area or impacted by the program?

The program serves the entire state of Oregon, which, according to the U.S. Census Bureau, is approximately 2.3% percent Black, 1.9% Native American or Alaska Native, 5% Asian, 0.5% Native Hawaiian or Pacific Islander, and 4.2% two or more races. Among those identifying as white, 14% are Hispanic or Latino, while 74.1% are not.

In an effort to better understand who the program is serving, the agency developed a voluntary survey for program participants. The demographic data from the program is limited, as the number of people responding to this survey is quite low. The agency is taking steps to further improve response rates (see question below for more information).

To date, the department has received a total of 175 survey responses, which is not statistically significant but helpful as anecdotal evidence. Of those who responded, participants in the program overwhelmingly identify as white. Eleven participants identified as Hispanic or Latino, seven identified as Native American or Alaska Native, 14 identified as Asian, three as Native Hawaiian or Pacific Islander, and seven as Black or African American (note that respondents could choose more than one option). Twenty-five participants reported that someone in their household has a disability. While not necessarily scientifically valid, the survey results show that Black, Indigenous, and People of Color, and people with disabilities are likely under-represented in the program.

3. How are you collecting, reviewing, and analyzing demographic data to inform program decisions?

The agency is able to easily track information about the geographic distribution of the program benefits, as we have address-level data for installed projects. ODOE has reserved or issued

rebates in 29 of Oregon's 36 counties. ODOE has a limited amount of information on income, as the program captures income information for those participating in the higher rebate amount for Oregonians with low- and moderate-incomes.

Demographic data is more challenging. The program is designed so that contractors receive the rebates from the agency, so ODOE rarely interacts directly with homeowners or low-income service providers participating in the program. As noted above, ODOE developed a voluntary survey to try to capture data. Previously, ODOE would mail surveys after projects were complete; response rate for the surveys was low. Beginning in 2021, contractors began to provide the demographic survey to homeowners, who can either go online to complete the survey or fill out the paper form and mail it to the agency. This data is collected anonymously after a project has been completed and is not used to inform application decisions.

Even with contractors helping to provide the demographic survey, response rate remains low. ODOE is looking into creating an automated way to gather email addresses of homeowners to send an email with a link to the survey, which we believe may provide a better response rate.

While demographic data is minimal, it has provided a small snapshot into program participation that shows we are not yet reaching underserved communities as well as we'd like.

4. How are you notifying and educating constituents in the collection of this data and how it will be used?

ODOE's demographic survey includes language that explains that we will use the information to better understand if the program is reaching Oregon's diverse populations.

ODOE also included the results of the surveys in the 2020 and 2021 program reports to the Legislature.

5. How is demographic data being woven into program decision-making? Will this data, or a version of this data, be incorporated into the agency's open data efforts, so that constituents may view and understand this dataset?

We are analyzing this data and will plan to incorporate a version of this data into the agency's open data efforts. Data captured is also included in the annual program report to the Legislature. Demographic and geographic data helps inform ODOE's outreach and educational efforts for this and other programs. It can help us target where to increase our efforts in order to reach communities who have not participated at a high level.

Determine Benefit and/or Burden

1. Who benefits from the program, both directly and indirectly?

Homeowners in Oregon, including those with low and moderate incomes, are eligible to receive a rebate. Oregon-based organizations that provide services to Oregonians with low and moderate-incomes are also eligible. Solar installation contractors also receive secondary benefits through an increased customer pool and increased business.

2. Who will be burdened from the proposal?

Many Oregonians were early adopters and have already installed solar panels. Because the statute creating this program only allows a rebate for storage systems installed at the same time as solar panels, people who already have solar panels will not be able to access the storage rebate part of the program. A change to the program to provide a rebate for a storage system attached to an existing solar panel could resolve this issue, but would require legislative action.

Other burdens are unknown.

3. How does the program increase or decrease racial equity? Does the program have potential unintended racial equity consequences? What benefits may result?

The program doesn't have a direct link to racial equity. However, it is helping to expand access to renewable energy for Oregonians with low and moderate incomes (a demographic in which Black, Indigenous, and People of Color are overrepresented). At least 25 percent of available rebate dollars are reserved for low- and moderate-income residential customers and low-income service providers each year. So far the agency has exceeded the 25 percent target, having allocated 43% of rebate dollars to Oregonians with low and moderate incomes and organizations serving Oregonians with low incomes

We have also heard anecdotally that there are very few minority-owned solar installer companies, so it's possible that this program is unintentionally benefitting more white-owned businesses. This is an area that the department has identified for further research and collaboration with the solar industry to increase diversity of installers.

Guiding Questions to Operationalize Racial Equity

Inclusive Communications

1. How do we ensure our communications and messaging are getting to all Oregonians?

A public facing website at <https://www.oregon.gov/energy/Incentives/Pages/Solar-Storage-Rebate-Program.aspx> is available for all Oregonians to learn about this program. A built-in translator tool allows website visitors to choose their preferred language. PDF Flyers in both English and Spanish are available on this website to provide information about the program, and staff bring the informational flyers to outreach events. The agency regularly provides reminders and program updates in its monthly newsletter and social media channels.

All public facing rulemaking webinars have multi-language closed captions for attendees to listen to speakers. Meetings with community-based organizations are used to discuss program rules, rebates, and application procedures.

To ensure we can provide information to people who use the internet primarily on their cell phones, rather than accessing it on computers, the ODOE communications team has worked to make sure the information works well on mobile sites as well.

2. Who are the communities being left behind and how do we connect with those communities? What processes are in place for:

o Translating and interpreting agency communications?

A public facing website at <https://www.oregon.gov/energy/Incentives/Pages/Solar-Storage-Rebate-Program.aspx> is available for all Oregonians to learn about this program. A built-in translator tool allows website visitors to choose their preferred language. PDF Flyers in both English and Spanish are available on this website to provide information about the program, and staff bring the informational flyers to outreach events. All public facing rulemaking webinars have multi-language closed captions for attendees to listen to speakers.

The agency is seeking to work with solar installers to identify which have installers who can speak Spanish or other languages. If we are able to request, collect, and maintain that information, we plan to add that information to the approved contractor list on our website.

o Ensuring that ADA requirements are met or exceeded

Public meeting notices, such as those for rulemaking, include information for how Oregonians may request accommodations to participate in meetings. As most meetings are remote, ODOE's online meeting system also provides closed captioning.

o Communicating with people who may be unable to read, lack access to the internet, and/or need information through alternate media

ODOE has staff available to speak to potential participants by phone, if needed. Flyers with information are available in ODOE's Salem office. Printing services are available to provide information orally for those unable to read or access the internet.

As mentioned above, the program was designed by the legislature such that the agency mostly interacts with solar installers, who in turn work directly with customers. Solar installers communicate with customers in a variety of ways, from advertising to phone call, to door-to-door canvassing.

o Working with trusted messengers and local leaders to communicate with communities

ODOE has reached out to community partners, including Hacienda CDC, Latino Network, Unite Oregon, Rogue Climate, Solarize Rogue, and Verde. Latino Network and Rogue Climate provided very helpful feedback to make our program more accessible now.

In an effort to make the program website more accessible, the agency re-organized the pages by audience to make it easier for Oregonians, organizations, and contractors to find what they need.

o Seeking early input to inform the development of communications materials

Our community partners have reviewed ODOE's program flyer, including Latino Network who offered recommendations for better Spanish wording. Partners also provided helpful feedback on the website, leading to a reorganization by audience.

Data Collection and Data-informed Decision-Making

1. Are we collecting, reviewing, and analyzing demographic data to inform mitigation measures, communication strategies, and targeted investments?

Yes, we are collecting, reviewing, and analyzing demographic data. Because the program is designed so that contractors receive the rebates from the agency, ODOE rarely interacts directly with homeowners or low-income service providers participating in the program. This makes it challenging to collect demographic data but the agency is piloting different ways to collect this information.

2. How are these data being woven into decision making?

ODOE is currently collecting information, but so far it is limited. The agency has relied on community outreach and stakeholder feedback to identify ways to make the program more equitable and accessible.

3. Who is interpreting the data?

ODOE program staff and leadership. ODOE staff have referenced the limited data on the demographics of who is using the program in conversations with community partners. Once we have more robust data, we will seek to review it with community partners.

4. Is the data being used to impact systems rather than define people?

The data collected so far has not been robust enough to inform or impact systems. Moving forward, ODOE will work to ensure changes are system-level.

5. Was there a community engagement or other outreach process in the creation of this data system, collection methodology, or standard?

Not directly, apart from seeking assistance from contractors participating in the program, who help distribute the demographics survey. As ODOE works to adjust our data collection to consider collecting emails for participants, we will connect with community partners for feedback on this approach.

6. Will this data be made publicly available as open data to support the state's vision for transparency?

We will plan to incorporate a version of this data into the agency's open data efforts. Data collected in past years was included in ODOE's annual program report to the Legislature (2020 and 2021).

Community-Informed Policy and Partnerships

1. How are we ensuring we have representation of voices across race, ethnicity, culture, color, Tribal membership, disability, gender, gender identity, marital status, national origin, age, religion, sexual orientation, socio-economic status, veteran status, and immigration status? And geographically?

Our strategic plan includes an initiative to develop a communication plan and engagement process collaboratively with historically and currently underserved populations and communities

that includes actively listening, being responsive, and incorporating feedback in the development of programs, policies, and other areas of work. This program is a key piece of that initiative, in which we are bringing lessons learned from various agency programs and building a process that can be used by the whole agency.

2. What are the ways we engage agency equity leaders and communities in decision-making currently?

ODOE completed an administrative rulemaking effort in spring 2022 to strengthen the rules and improve the program's ability to serve Oregonians with low and moderate incomes. These include making it easier for Low-Income Service Providers to participate in the program by expanding eligibility. Community partners were invited and some participated in this rulemaking.

The agency also held meetings with individual community partners and groups identified in our community engagement plan, including Hacienda CDC, Latino Network, Unite Oregon, Rogue Climate, Solarize Rogue, and Verde. Our goal was to collaborate with these organizations to educate people about the program and to better understand and address barriers to participation.

3. Whose voices and perspectives are not at the table? Why?

Not all community groups or service organizations have the capacity to participate in ODOE meetings to provide feedback. We recognize this is a significant barrier to ensuring all voices are at the table.

4. What can we do to ensure they are part of our decision-making process?

ODOE is looking into ways to provide more support for community participation, including financial support. ODOE has submitted draft Legislative Concepts and Policy Option Packages that would support equity and engagement through more funding and resources, and looks forward working through the process with DAS, the Governor's office, and the 2023 Legislature.

5. What are the barriers that keep communities from participating in decision-making?

Time and financial constraints, awareness of state programs, trust in government, and the legacies of systemic racism are all barriers. We understand that many communities have limited resources to invest in working with state government and understandably may need to prioritize life, safety, and health issues.

6. How are we ensuring that we provide access to and address the needs of:

Language

A public facing website at <https://www.oregon.gov/energy/Incentives/Pages/Solar-Storage-Rebate-Program.aspx> is available for all Oregonians to learn about this program. A built-in translator tool allows website visitors to choose their preferred language. PDF Flyers in both English and Spanish are available on this website to provide information about the program, and staff bring the informational flyers to outreach events. All public facing rulemaking webinars have multi-language closed captions for attendees to listen to speakers.

Technology

This program relies heavily on the work that solar contractors do engage with potential customers. Solar contractors use a range of technology to reach Oregonians, including ads, fairs, and door-to-door canvassing. The contractors rely heavily on internet technology to communicate with the agency. For example, contractors apply for rebates through an online IT portal, can view the status of applications anytime using this online tool. For processing rebates, ODOE has automated workflows, which results in a streamlined system for contractors. For transparency, ODOE publishes program data annually in state of Oregon open data portal at data.oregon.gov.

Physical accessibility

Public meeting notices, such as those for rulemaking, include information for how Oregonians may request accommodations to participate in meetings. As most meetings are remote, ODOE's online meeting system also provides closed captioning.

Adequate support and preparation?

For any meeting notices or opportunities to provide feedback, ODOE tries to provide plenty of advanced notice of meeting dates and times, and provides agendas and read-ahead materials on our website. For interested parties who may not be able to attend, ODOE tries to provide meeting recordings, videos, and/or written meeting summaries.

Program staff, as well as ODOE's Strategic Engagement Team, also offers one-on-one time with community groups to answer questions and listen to feedback.

Financial support

ODOE is looking into ways to provide more support for community participation, including financial support. ODOE has submitted draft Legislative Concepts and Policy Option Packages that would support equity and engagement through more funding and resources, and looks forward working through the process with DAS, the Governor's Office, and the 2023 Legislature.

Resource Allocation and Accessibility

1. How are we ensuring that forms of response/relief/benefit/resource/budget allocation are: Going directly to the communities who need it?

Contractors pass on rebates to homeowners by deducting cost upfront when signing the contract. Homeowners also sign an attestation at the end of the project to confirm their project is complete and they received their rebate savings.

2. Are we using strategies that are culturally specific and responsive to address the distinct needs of Oregonians? If not, what resources or community partners can we consult with to develop culturally specific and responsive strategies?

ODOE is working with community-based organizations like Latino Network who serve Oregonians who speak Spanish language. ODOE is working on strengthening relationships with other community-based organizations who can provide guidance and feedback to ensure ODOE's programs and communications are more culturally-specific.

3. Are our programs and services providing reasonable accommodations in compliance with the ADA to Oregonians? If not, what resources or partners can we consult with to develop strategies to better support people with disabilities?

Public meeting notices, such as those for rulemaking, include information for how Oregonians may request accommodations to participate in meetings. As most meetings are remote, ODOE's online meeting system also provides closed captioning.

Direct participation in the program is likely not hindered for people with disabilities, but we would appreciate learning if that were not the case.

Evaluation

1. What measurable outcomes are most important to our historically and currently underserved communities?

Percent of rebates allocated to Oregonians with low- and moderate-incomes and communities who are historically and currently underserved.

2. How will impacts be documented and evaluated?

Every month the percent of reserved and completed rebates to Oregonians with low and moderate incomes and to Low-Income Service Providers is calculated and published in our public facing website. At least 25 percent of funds are to be allocated to these groups.

3. How will our communities participate in the evaluation process?

The agency has an ongoing dialogue with community partners as we implement this program. The Community Engagement Plan developed with feedback from the Racial Justice Council has helped strengthen and enhanced the agency's efforts to engage with community partners and we appreciate the feedback received. The agency looks forward to working with community partners to evaluate the success of the program after we have more robust data.

4. Are we achieving the anticipated outcomes?

So far, we are exceeding the legislative requirement that at least 25 percent of funds go to Oregonians with lower incomes or low-income service providers. As of July 2022, 43 percent of the rebate dollars have gone to these groups.

While the data is unclear, it is unlikely that we are yet achieving equitable outcomes for other underserved communities, like Black, Indigenous, and People of Color.

5. Are we having measurable impact in the communities?

Thanks to rebates for Oregonians with low and moderate incomes, we are successfully expanding access to those groups. We acknowledge that cost is still a barrier for those with lower incomes, and Oregonians who do not own their homes are not able to participate.

6. How are we consistently communicating our efforts with our communities and demonstrating our results?

In addition to keeping the budget allocations current on ODOE's website, an annual report to the legislature outlines how the program is serving Oregonians. In addition, our outreach and engagement focused staff have been prioritizing environmental justice and community-based organizations in regular meetings to share information, answer questions, and are open-ended so that those meetings can be tailored to their questions and interests.

7. How do we collect and respond to feedback?

The agency held meetings with individual community partners and groups identified in our community engagement plan, including Hacienda CDC, Latino Network, Unite Oregon, Rogue Climate, Solarize Rogue, and Verde. Our goal was to collaborate with these organizations to educate people about the program and to better understand and address barriers to participation. Their feedback helped us improve outreach materials and ODOE's program website.

8. How do we use these results to continually reevaluate and improve our efforts?

As referenced above, the agency has incorporated feedback from community partners in program rulemaking as well as communications and outreach efforts. Program staff closely monitor the status of rebates and the amount going toward Oregonians with low and moderate incomes to ensure the agency is meeting or exceeding legislative goals. Staff also work with ODOE leadership and our Strategic Engagement Team to improve the program and materials to better serve communities.

9. How are we ensuring these partnerships do not exploit the communities we seek to engage?

ODOE understands that community groups are frequently asked for help by other organizations and state agencies, so we want to be mindful and respectful of their time. The agency is working on developing ways to provide better support back to these communities, including financial support to participate in ODOE programs or meetings.

10. How will we operationalize equity and create accountability systems?

This is a key focus area of ODOE's strategic plan. One of our imperatives is to build practices and processes to achieve more inclusive and equitable outcomes, which will involve operationalizing equity and holding ourselves accountable at the agency level. Barriers to addressing accountability and operationalizing equity within this program include the limits of the underlying statute as well as difficulty in collecting demographic data.

11. How will we ensure adequate capacity to implement strategies as outlined?

The program has staff specifically allocated for operation of the program. Management also supports the program and its efforts, including the Director's office, communications, strategic engagement, information technology, and others.

ODOE Contacts:

Janine Benner, Agency Director: Janine.Benner@energy.oregon.gov

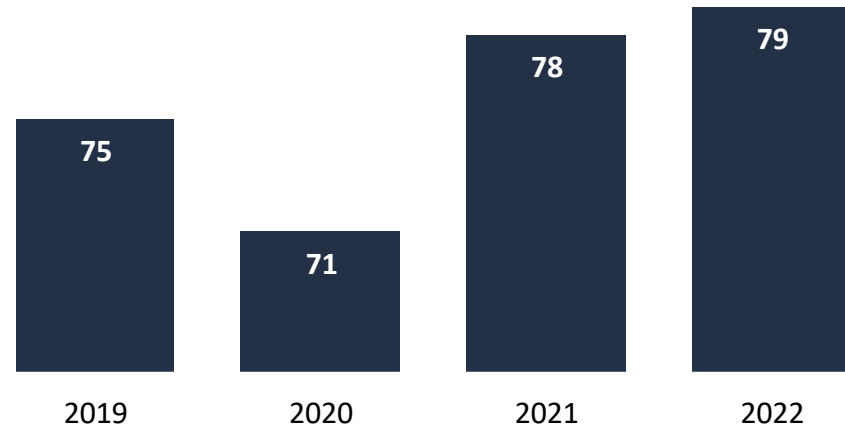
Michael Williams, Central Services Assistant Director: Michael.A.Williams@energy.oregon.gov

Affirmative Action Report Summary

Progress Toward Affirmative Action Goals

The Oregon Department of Energy experienced an 11 percent increase in total staff during the last two years. Improved retention strategies have limited the turnover in staff positions during this same period. The annual affirmative action statistics used in this report came from the Workday Human Resources Information System.

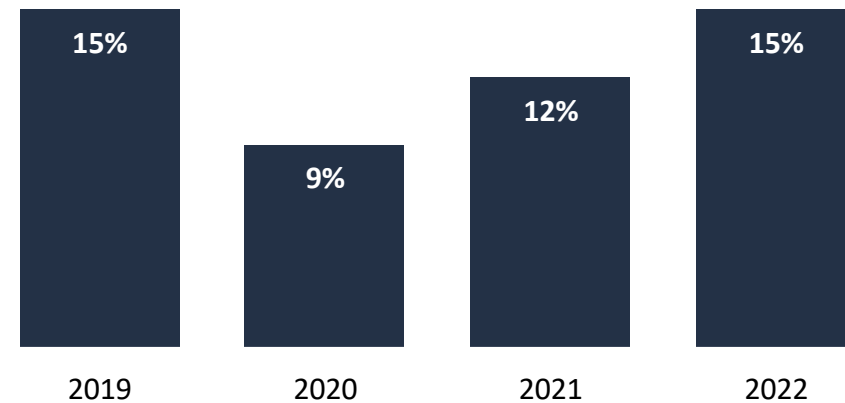
Total Staff at ODOE



People of Color

The Department recognized a decrease in the percentage of ODOE employees that identified as a person of color in 2020. The Department has reversed that trend through thoughtful and strategic recruitment planning aimed at reaching a broader and more diverse applicant pool. As a result of these efforts, the agency has realized an increase in the diversity of our workforce in 2021 and 2022.

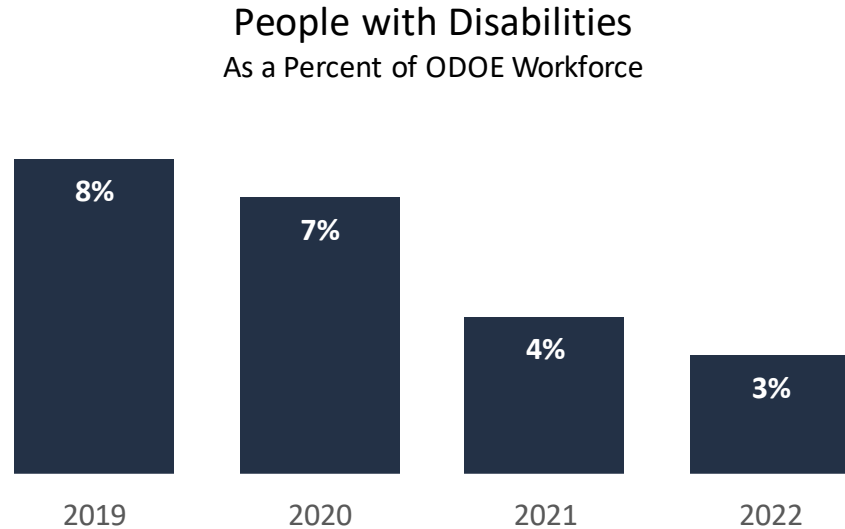
People of Color
As a Percent of ODOE Workforce



Affirmative Action Report Summary

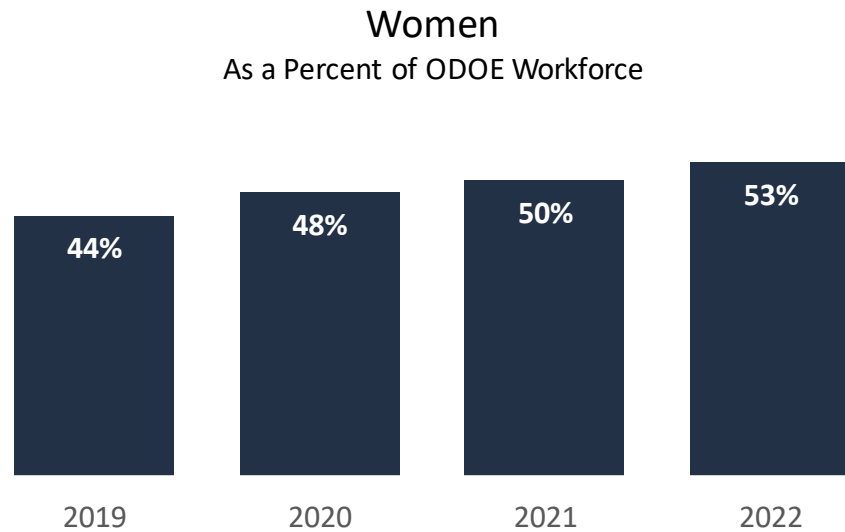
People with Disabilities

The Department continues to remove obstacles for applicants with disabilities. The 2023-25 plan will focus on continuing efforts to enhance recruitment and outreach efforts to promote job opportunities to individuals with disabilities. The Department continues to use a voluntary self-disclosure form inviting newly hired employees to self-identify disabling conditions so that it can accurately report employment levels for this protected class of employees.



Women

The Department has seen a steady increase in the percentage of employees who identify as women. The Department has been very successful in hiring women into the “Professional” EEO category.



Affirmative Action Report Summary

Two-Year Plan

ODOE recognizes that a diverse workforce is crucial to serving Oregonians. The Department works to achieve and maintain diversity through our outreach efforts, which includes reaching out to the broadest possible labor market when recruiting to fill vacant positions.

- Continually seek new outreach and recruitment opportunities to recruit individuals with diverse backgrounds into our agency.
- Make diversity training opportunities and attendance at cultural events available to staff and ensure management support for attendance.
- Continue to support training for all employees and offer career development opportunities as they become available to encourage professional growth.
- Offer paid internships in an effort to help build a diverse workforce for professional jobs.
- Continue to request voluntary disclosure of disability from newly hired ODOE employees to accurately reflect this protected group's representation in the workforce.

Energy, Dept of

**Summary Cross Reference Listing and Packages
2023-25 Biennium**

Agency Number: 33000

BAM Analyst: Klein, Renee

Budget Coordinator: Knight, Mary - (503)373-7562

Cross Reference Number	Cross Reference Description	Package Number	Priority	Package Description	Package Group
001-00-00-00000	Operations	010	0	Vacancy Factor and Non-ORPICS Personal Services	Essential Packages
001-00-00-00000	Operations	021	0	Phase-in	Essential Packages
001-00-00-00000	Operations	022	0	Phase-out Pgm & One-time Costs	Essential Packages
001-00-00-00000	Operations	031	0	Standard Inflation	Essential Packages
001-00-00-00000	Operations	032	0	Above Standard Inflation	Essential Packages
001-00-00-00000	Operations	033	0	Exceptional Inflation	Essential Packages
001-00-00-00000	Operations	070	0	Revenue Shortfalls	Policy Packages
001-00-00-00000	Operations	081	0	June 2022 Emergency Board	Policy Packages
100-00-00-00000	Energy Planning & Innovation	010	0	Vacancy Factor and Non-ORPICS Personal Services	Essential Packages
100-00-00-00000	Energy Planning & Innovation	021	0	Phase-in	Essential Packages
100-00-00-00000	Energy Planning & Innovation	022	0	Phase-out Pgm & One-time Costs	Essential Packages
100-00-00-00000	Energy Planning & Innovation	031	0	Standard Inflation	Essential Packages
100-00-00-00000	Energy Planning & Innovation	032	0	Above Standard Inflation	Essential Packages
100-00-00-00000	Energy Planning & Innovation	033	0	Exceptional Inflation	Essential Packages
100-00-00-00000	Energy Planning & Innovation	070	0	Revenue Shortfalls	Policy Packages
100-00-00-00000	Energy Planning & Innovation	081	0	June 2022 Emergency Board	Policy Packages
100-00-00-00000	Energy Planning & Innovation	101	0	GIS Research Analyst	Policy Packages
100-00-00-00000	Energy Planning & Innovation	102	0	Energy Research Fund	Policy Packages
200-00-00-00000	Energy Development Services	010	0	Vacancy Factor and Non-ORPICS Personal Services	Essential Packages
200-00-00-00000	Energy Development Services	021	0	Phase-in	Essential Packages
200-00-00-00000	Energy Development Services	022	0	Phase-out Pgm & One-time Costs	Essential Packages
200-00-00-00000	Energy Development Services	031	0	Standard Inflation	Essential Packages

Energy, Dept of

**Summary Cross Reference Listing and Packages
2023-25 Biennium**

Agency Number: 33000

BAM Analyst: Klein, Renee

Budget Coordinator: Knight, Mary - (503)373-7562

Cross Reference Number	Cross Reference Description	Package Number	Priority	Package Description	Package Group
200-00-00-00000	Energy Development Services	032	0	Above Standard Inflation	Essential Packages
200-00-00-00000	Energy Development Services	033	0	Exceptional Inflation	Essential Packages
200-00-00-00000	Energy Development Services	070	0	Revenue Shortfalls	Policy Packages
200-00-00-00000	Energy Development Services	081	0	June 2022 Emergency Board	Policy Packages
200-00-00-00000	Energy Development Services	201	0	SELP Debt Service	Policy Packages
200-00-00-00000	Energy Development Services	202	0	Oregon Solar + Storage Rebate Program Limitation	Policy Packages
200-00-00-00000	Energy Development Services	203	0	Oregon Solar + Storage Rebate Program Extension	Policy Packages
200-00-00-00000	Energy Development Services	204	0	Wildfire Rebuilding Program Extension	Policy Packages
200-00-00-00000	Energy Development Services	205	0	Residential Heat Pump Program Limitation	Policy Packages
200-00-00-00000	Energy Development Services	206	0	Heat Pump Deployment Program Limitation	Policy Packages
300-00-00-00000	Nuclear Safety & Emergency Response	010	0	Vacancy Factor and Non-ORPICS Personal Services	Essential Packages
300-00-00-00000	Nuclear Safety & Emergency Response	021	0	Phase-in	Essential Packages
300-00-00-00000	Nuclear Safety & Emergency Response	022	0	Phase-out Pgm & One-time Costs	Essential Packages
300-00-00-00000	Nuclear Safety & Emergency Response	031	0	Standard Inflation	Essential Packages
300-00-00-00000	Nuclear Safety & Emergency Response	032	0	Above Standard Inflation	Essential Packages
300-00-00-00000	Nuclear Safety & Emergency Response	033	0	Exceptional Inflation	Essential Packages
300-00-00-00000	Nuclear Safety & Emergency Response	070	0	Revenue Shortfalls	Policy Packages
300-00-00-00000	Nuclear Safety & Emergency Response	081	0	June 2022 Emergency Board	Policy Packages
300-00-00-00000	Nuclear Safety & Emergency Response	301	0	Radioactive Waste Oversight Program Expansion	Policy Packages
400-00-00-00000	Energy Facility Siting	010	0	Vacancy Factor and Non-ORPICS Personal Services	Essential Packages
400-00-00-00000	Energy Facility Siting	021	0	Phase-in	Essential Packages
400-00-00-00000	Energy Facility Siting	022	0	Phase-out Pgm & One-time Costs	Essential Packages

Energy, Dept of

**Summary Cross Reference Listing and Packages
2023-25 Biennium**

Agency Number: 33000

BAM Analyst: Klein, Renee

Budget Coordinator: Knight, Mary - (503)373-7562

Cross Reference Number	Cross Reference Description	Package Number	Priority	Package Description	Package Group
400-00-00-00000	Energy Facility Siting	031	0	Standard Inflation	Essential Packages
400-00-00-00000	Energy Facility Siting	032	0	Above Standard Inflation	Essential Packages
400-00-00-00000	Energy Facility Siting	033	0	Exceptional Inflation	Essential Packages
400-00-00-00000	Energy Facility Siting	070	0	Revenue Shortfalls	Policy Packages
400-00-00-00000	Energy Facility Siting	081	0	June 2022 Emergency Board	Policy Packages
400-00-00-00000	Energy Facility Siting	401	0	Facility Siting Positions	Policy Packages
500-00-00-00000	Administrative Services	010	0	Vacancy Factor and Non-ORPICS Personal Services	Essential Packages
500-00-00-00000	Administrative Services	021	0	Phase-in	Essential Packages
500-00-00-00000	Administrative Services	022	0	Phase-out Pgm & One-time Costs	Essential Packages
500-00-00-00000	Administrative Services	031	0	Standard Inflation	Essential Packages
500-00-00-00000	Administrative Services	032	0	Above Standard Inflation	Essential Packages
500-00-00-00000	Administrative Services	033	0	Exceptional Inflation	Essential Packages
500-00-00-00000	Administrative Services	070	0	Revenue Shortfalls	Policy Packages
500-00-00-00000	Administrative Services	081	0	June 2022 Emergency Board	Policy Packages
500-00-00-00000	Administrative Services	451	0	Equity & External Engagement	Policy Packages
500-00-00-00000	Administrative Services	452	0	Community Capacity Building	Policy Packages
500-00-00-00000	Administrative Services	453	0	Paid Internships	Policy Packages

Energy, Dept of

**Policy Package List by Priority
2023-25 Biennium**

Agency Number: 33000

BAM Analyst: Klein, Renee

Budget Coordinator: Knight, Mary - (503)373-7562

<i>Priority</i>	<i>Policy Pkg Number</i>	<i>Policy Pkg Description</i>	<i>Summary Cross Reference Number</i>	<i>Cross Reference Description</i>
0	070	Revenue Shortfalls	001-00-00-00000	Operations
			100-00-00-00000	Energy Planning & Innovation
			200-00-00-00000	Energy Development Services
			300-00-00-00000	Nuclear Safety & Emergency Response
			400-00-00-00000	Energy Facility Siting
			500-00-00-00000	Administrative Services
	081	June 2022 Emergency Board	001-00-00-00000	Operations
			100-00-00-00000	Energy Planning & Innovation
			200-00-00-00000	Energy Development Services
			300-00-00-00000	Nuclear Safety & Emergency Response
			400-00-00-00000	Energy Facility Siting
			500-00-00-00000	Administrative Services
	101	GIS Research Analyst	100-00-00-00000	Energy Planning & Innovation
	102	Energy Research Fund	100-00-00-00000	Energy Planning & Innovation
	201	SELP Debt Service	200-00-00-00000	Energy Development Services
	202	Oregon Solar + Storage Rebate Program Limi	200-00-00-00000	Energy Development Services
	203	Oregon Solar + Storage Rebate Program Exte	200-00-00-00000	Energy Development Services
	204	Wildfire Rebuilding Program Extension	200-00-00-00000	Energy Development Services
	205	Residential Heat Pump Program Limitation	200-00-00-00000	Energy Development Services
	206	Heat Pump Deployment Program Limitation	200-00-00-00000	Energy Development Services
	301	Radioactive Waste Oversight Program Expans	300-00-00-00000	Nuclear Safety & Emergency Response
	401	Facility Siting Positions	400-00-00-00000	Energy Facility Siting
	451	Equity & External Engagement	500-00-00-00000	Administrative Services

Energy, Dept of

**Policy Package List by Priority
2023-25 Biennium**

Agency Number: 33000

BAM Analyst: Klein, Renee

Budget Coordinator: Knight, Mary - (503)373-7562

Priority	Policy Pkg Number	Policy Pkg Description	Summary Cross Reference Number	Cross Reference Description
0	452	Community Capacity Building	500-00-00-00000	Administrative Services
	453	Paid Internships	500-00-00-00000	Administrative Services

DESCRIPTION	2019-21 Actuals	2021-23 Leg Adopted Budget	2021-23 Emergency Boards	2021-23 Leg Approved Budget	2023-25 Base Budget	2023-25 Current Service Level
BEGINNING BALANCE						
0025 Beginning Balance						
4430 Lottery Funds Debt Svc Ltd	8,871	16,896	-	16,896	16,896	16,896
3200 Other Funds Non-Ltd	5,120,342	2,988,180	-	2,988,180	2,988,180	2,988,180
3230 Other Funds Debt Svc Non-Ltd	5,967,501	350,000	-	350,000	350,000	350,000
3400 Other Funds Ltd	10,570,856	9,024,022	-	9,024,022	31,124,022	31,124,022
6400 Federal Funds Ltd	39,270	29,870	-	29,870	29,870	29,870
All Funds	21,706,840	12,408,968	-	12,408,968	34,508,968	34,508,968
0030 Beginning Balance Adjustment						
4430 Lottery Funds Debt Svc Ltd	2,753	(11,551)	-	(11,551)	(11,551)	(11,551)
3200 Other Funds Non-Ltd	2,180,096	(103,779)	-	(103,779)	(103,779)	(103,779)
3230 Other Funds Debt Svc Non-Ltd	-	3,262,865	-	3,262,865	3,262,865	3,262,865
3400 Other Funds Ltd	51,026	1,609,572	126,642	1,736,214	26,006,227	26,006,227
6400 Federal Funds Ltd	(20,058)	23,682	81,393	105,075	485,523	485,523
All Funds	2,213,817	4,780,789	208,035	4,988,824	29,639,285	29,639,285
TOTAL BEGINNING BALANCE						
4430 Lottery Funds Debt Svc Ltd	11,624	5,345	-	5,345	5,345	5,345
3200 Other Funds Non-Ltd	7,300,438	2,884,401	-	2,884,401	2,884,401	2,884,401
3230 Other Funds Debt Svc Non-Ltd	5,967,501	3,612,865	-	3,612,865	3,612,865	3,612,865
3400 Other Funds Ltd	10,621,882	10,633,594	126,642	10,760,236	57,130,249	57,130,249
6400 Federal Funds Ltd	19,212	53,552	81,393	134,945	515,393	515,393

DESCRIPTION	2019-21 Actuals	2021-23 Leg Adopted Budget	2021-23 Emergency Boards	2021-23 Leg Approved Budget	2023-25 Base Budget	2023-25 Current Service Level
TOTAL BEGINNING BALANCE	\$23,920,657	\$17,189,757	\$208,035	\$17,397,792	\$64,148,253	\$64,148,253
REVENUE CATEGORIES						
GENERAL FUND APPROPRIATION						
0050 General Fund Appropriation						
8000 General Fund	1,940,000	70,911,388	36,034,401	106,945,789	107,906,241	1,582,333
8030 General Fund Debt Svc	-	3,500,000	(3,500,000)	-	-	-
All Funds	1,940,000	74,411,388	32,534,401	106,945,789	107,906,241	1,582,333
LICENSES AND FEES						
0205 Business Lic and Fees						
3400 Other Funds Ltd	4,924,294	5,280,256	-	5,280,256	5,280,256	5,280,256
CHARGES FOR SERVICES						
0410 Charges for Services						
3400 Other Funds Ltd	2,574,081	3,925,174	-	3,925,174	3,945,283	3,945,283
0415 Admin and Service Charges						
3400 Other Funds Ltd	13,971,692	15,643,031	-	15,643,031	16,697,935	16,697,935
TOTAL CHARGES FOR SERVICES						
3400 Other Funds Ltd	16,545,773	19,568,205	-	19,568,205	20,643,218	20,643,218
TOTAL CHARGES FOR SERVICES	\$16,545,773	\$19,568,205	-	\$19,568,205	\$20,643,218	\$20,643,218
FINES, RENTS AND ROYALTIES						
0505 Fines and Forfeitures						

DESCRIPTION	2019-21 Actuals	2021-23 Leg Adopted Budget	2021-23 Emergency Boards	2021-23 Leg Approved Budget	2023-25 Base Budget	2023-25 Current Service Level
3200 Other Funds Non-Ltd	10,248	4,000	-	4,000	4,000	4,000
3400 Other Funds Ltd	1,732	5,700	-	5,700	5,700	5,700
All Funds	11,980	9,700	-	9,700	9,700	9,700
BOND SALES						
0575 Refunding Bonds						
3200 Other Funds Non-Ltd	168,571	-	-	-	-	-
3230 Other Funds Debt Svc Non-Ltd	24,315,000	-	-	-	-	-
All Funds	24,483,571	-	-	-	-	-
INTEREST EARNINGS						
0605 Interest Income						
4430 Lottery Funds Debt Svc Ltd	24,495	-	-	-	-	-
3200 Other Funds Non-Ltd	10,738,256	8,115,868	-	8,115,868	8,115,868	8,115,868
3400 Other Funds Ltd	175,055	176,900	-	176,900	176,900	176,900
All Funds	10,937,806	8,292,768	-	8,292,768	8,292,768	8,292,768
LOAN REPAYMENT						
0925 Loan Repayments						
3200 Other Funds Non-Ltd	25,366,055	20,150,770	-	20,150,770	20,150,770	20,150,770
OTHER						
0975 Other Revenues						
3200 Other Funds Non-Ltd	17,002	50,000	-	50,000	50,000	50,000
3400 Other Funds Ltd	5,949	294,457	-	294,457	294,457	294,457

DESCRIPTION	2019-21 Actuals	2021-23 Leg Adopted Budget	2021-23 Emergency Boards	2021-23 Leg Approved Budget	2023-25 Base Budget	2023-25 Current Service Level
All Funds	22,951	344,457	-	344,457	344,457	344,457
FEDERAL FUNDS REVENUE						
0995 Federal Funds						
6400 Federal Funds Ltd	4,435,721	4,161,487	327,996	4,489,483	4,489,483	4,430,073
TRANSFERS IN						
1010 Transfer In - Intrafund						
3200 Other Funds Non-Ltd	8,586	-	-	-	-	-
3230 Other Funds Debt Svc Non-Ltd	40,944,601	27,031,300	-	27,031,300	27,031,300	27,031,300
3400 Other Funds Ltd	11,844,361	16,728,677	-	16,728,677	18,327,524	18,327,524
All Funds	52,797,548	43,759,977	-	43,759,977	45,358,824	45,358,824
1020 Transfer In - Indirect Cost						
3400 Other Funds Ltd	8,011,167	8,974,163	330,602	9,304,765	8,913,293	8,913,293
1060 Transfer from General Fund						
3230 Other Funds Debt Svc Non-Ltd	-	-	-	-	1,500,000	1,500,000
3400 Other Funds Ltd	1,940,000	60,000,000	30,000,000	90,000,000	90,000,000	-
3430 Other Funds Debt Svc Ltd	-	-	3,500,000	3,500,000	3,500,000	-
All Funds	1,940,000	60,000,000	33,500,000	93,500,000	95,000,000	1,500,000
1107 Tsfr From Administrative Svcs						
4430 Lottery Funds Debt Svc Ltd	2,987,243	3,017,225	-	3,017,225	1,439,160	1,439,160
3400 Other Funds Ltd	139,202	-	-	-	-	-
All Funds	3,126,445	3,017,225	-	3,017,225	1,439,160	1,439,160

Energy, Dept of

Agency Number: 33000

**Agency Worksheet - Revenues & Expenditures
2023-25 Biennium
Energy, Dept of**

**Version: V - 01 - Agency Request Budget
Cross Reference Number: 33000-000-00-00-00000**

DESCRIPTION	2019-21 Actuals	2021-23 Leg Adopted Budget	2021-23 Emergency Boards	2021-23 Leg Approved Budget	2023-25 Base Budget	2023-25 Current Service Level
TOTAL TRANSFERS IN						
4430 Lottery Funds Debt Svc Ltd	2,987,243	3,017,225	-	3,017,225	1,439,160	1,439,160
3200 Other Funds Non-Ltd	8,586	-	-	-	-	-
3230 Other Funds Debt Svc Non-Ltd	40,944,601	27,031,300	-	27,031,300	28,531,300	28,531,300
3400 Other Funds Ltd	21,934,730	85,702,840	30,330,602	116,033,442	117,240,817	27,240,817
3430 Other Funds Debt Svc Ltd	-	-	3,500,000	3,500,000	3,500,000	-
TOTAL TRANSFERS IN	\$65,875,160	\$115,751,365	\$33,830,602	\$149,581,967	\$150,711,277	\$57,211,277
REVENUES						
8000 General Fund	1,940,000	70,911,388	36,034,401	106,945,789	107,906,241	1,582,333
8030 General Fund Debt Svc	-	3,500,000	(3,500,000)	-	-	-
4430 Lottery Funds Debt Svc Ltd	3,011,738	3,017,225	-	3,017,225	1,439,160	1,439,160
3200 Other Funds Non-Ltd	36,308,718	28,320,638	-	28,320,638	28,320,638	28,320,638
3230 Other Funds Debt Svc Non-Ltd	65,259,601	27,031,300	-	27,031,300	28,531,300	28,531,300
3400 Other Funds Ltd	43,587,533	111,028,358	30,330,602	141,358,960	143,641,348	53,641,348
3430 Other Funds Debt Svc Ltd	-	-	3,500,000	3,500,000	3,500,000	-
6400 Federal Funds Ltd	4,435,721	4,161,487	327,996	4,489,483	4,489,483	4,430,073
TOTAL REVENUES	\$154,543,311	\$247,970,396	\$66,692,999	\$314,663,395	\$317,828,170	\$117,944,852
TRANSFERS OUT						
2010 Transfer Out - Intrafund						
3200 Other Funds Non-Ltd	(40,591,790)	(28,116,945)	-	(28,116,945)	(28,116,945)	(28,116,945)

Energy, Dept of

Agency Number: 33000

**Agency Worksheet - Revenues & Expenditures
2023-25 Biennium
Energy, Dept of**

**Version: V - 01 - Agency Request Budget
Cross Reference Number: 33000-000-00-00-00000**

DESCRIPTION	2019-21 Actuals	2021-23 Leg Adopted Budget	2021-23 Emergency Boards	2021-23 Leg Approved Budget	2023-25 Base Budget	2023-25 Current Service Level
3230 Other Funds Debt Svc Non-Ltd	(986,396)	-	-	-	-	-
3400 Other Funds Ltd	(11,506,402)	(15,643,032)	-	(15,643,032)	(17,241,879)	(17,241,879)
All Funds	(53,084,588)	(43,759,977)	-	(43,759,977)	(45,358,824)	(45,358,824)
2020 Transfer Out - Indirect Cost						
3400 Other Funds Ltd	(6,737,810)	(7,913,843)	(330,602)	(8,244,445)	(7,233,702)	(7,233,702)
6400 Federal Funds Ltd	(1,273,357)	(1,060,320)	-	(1,060,320)	(1,033,488)	(1,033,488)
All Funds	(8,011,167)	(8,974,163)	(330,602)	(9,304,765)	(8,267,190)	(8,267,190)
TOTAL TRANSFERS OUT						
3200 Other Funds Non-Ltd	(40,591,790)	(28,116,945)	-	(28,116,945)	(28,116,945)	(28,116,945)
3230 Other Funds Debt Svc Non-Ltd	(986,396)	-	-	-	-	-
3400 Other Funds Ltd	(18,244,212)	(23,556,875)	(330,602)	(23,887,477)	(24,475,581)	(24,475,581)
6400 Federal Funds Ltd	(1,273,357)	(1,060,320)	-	(1,060,320)	(1,033,488)	(1,033,488)
TOTAL TRANSFERS OUT	(\$61,095,755)	(\$52,734,140)	(\$330,602)	(\$53,064,742)	(\$53,626,014)	(\$53,626,014)
AVAILABLE REVENUES						
8000 General Fund	1,940,000	70,911,388	36,034,401	106,945,789	107,906,241	1,582,333
8030 General Fund Debt Svc	-	3,500,000	(3,500,000)	-	-	-
4430 Lottery Funds Debt Svc Ltd	3,023,362	3,022,570	-	3,022,570	1,444,505	1,444,505
3200 Other Funds Non-Ltd	3,017,366	3,088,094	-	3,088,094	3,088,094	3,088,094
3230 Other Funds Debt Svc Non-Ltd	70,240,706	30,644,165	-	30,644,165	32,144,165	32,144,165
3400 Other Funds Ltd	35,965,203	98,105,077	30,126,642	128,231,719	176,296,016	86,296,016

DESCRIPTION	2019-21 Actuals	2021-23 Leg Adopted Budget	2021-23 Emergency Boards	2021-23 Leg Approved Budget	2023-25 Base Budget	2023-25 Current Service Level
3430 Other Funds Debt Svc Ltd	-	-	3,500,000	3,500,000	3,500,000	-
6400 Federal Funds Ltd	3,181,576	3,154,719	409,389	3,564,108	3,971,388	3,911,978
TOTAL AVAILABLE REVENUES	\$117,368,213	\$212,426,013	\$66,570,432	\$278,996,445	\$328,350,409	\$128,467,091

EXPENDITURES

PERSONAL SERVICES

SALARIES & WAGES

3110 Class/Unclass Sal. and Per Diem

8000 General Fund	-	364,339	14,345	378,684	35,107	35,107
3400 Other Funds Ltd	11,612,630	14,361,603	1,177,710	15,539,313	14,536,943	14,466,430
6400 Federal Funds Ltd	1,445,617	1,396,190	205,294	1,601,484	1,505,982	1,576,495
All Funds	13,058,247	16,122,132	1,397,349	17,519,481	16,078,032	16,078,032

3160 Temporary Appointments

3400 Other Funds Ltd	23,244	332,966	-	332,966	332,966	346,950
----------------------	--------	---------	---	---------	---------	---------

3170 Overtime Payments

3400 Other Funds Ltd	119	-	-	-	-	-
----------------------	-----	---	---	---	---	---

3190 All Other Differential

3400 Other Funds Ltd	21,811	93,297	-	93,297	93,297	97,216
6400 Federal Funds Ltd	559	-	-	-	-	-
All Funds	22,370	93,297	-	93,297	93,297	97,216

TOTAL SALARIES & WAGES

DESCRIPTION	2019-21 Actuals	2021-23 Leg Adopted Budget	2021-23 Emergency Boards	2021-23 Leg Approved Budget	2023-25 Base Budget	2023-25 Current Service Level
8000 General Fund	-	364,339	14,345	378,684	35,107	35,107
3400 Other Funds Ltd	11,657,804	14,787,866	1,177,710	15,965,576	14,963,206	14,910,596
6400 Federal Funds Ltd	1,446,176	1,396,190	205,294	1,601,484	1,505,982	1,576,495
TOTAL SALARIES & WAGES	\$13,103,980	\$16,548,395	\$1,397,349	\$17,945,744	\$16,504,295	\$16,522,198
OTHER PAYROLL EXPENSES						
3210 Empl. Rel. Bd. Assessments						
8000 General Fund	-	183	-	183	8	8
3400 Other Funds Ltd	3,240	4,687	154	4,841	3,934	3,919
6400 Federal Funds Ltd	405	410	29	439	373	388
All Funds	3,645	5,280	183	5,463	4,315	4,315
3215 Worker's Comp Ins. (SAIF)						
3400 Other Funds Ltd	-	-	55	55	55	55
3220 Public Employees' Retire Cont						
8000 General Fund	-	62,412	-	62,412	6,291	6,291
3400 Other Funds Ltd	1,896,512	2,474,746	75,628	2,550,374	2,620,300	2,608,366
6400 Federal Funds Ltd	225,599	239,167	18,223	257,390	269,872	282,508
All Funds	2,122,111	2,776,325	93,851	2,870,176	2,896,463	2,897,165
3221 Pension Obligation Bond						
8000 General Fund	-	-	20,056	20,056	20,056	1,855
3400 Other Funds Ltd	645,245	774,088	21,644	795,732	795,732	773,237

DESCRIPTION	2019-21 Actuals	2021-23 Leg Adopted Budget	2021-23 Emergency Boards	2021-23 Leg Approved Budget	2023-25 Base Budget	2023-25 Current Service Level
6400 Federal Funds Ltd	80,055	64,239	12,620	76,859	76,859	79,593
All Funds	725,300	838,327	54,320	892,647	892,647	854,685
3230 Social Security Taxes						
8000 General Fund	-	27,872	-	27,872	2,686	2,686
3400 Other Funds Ltd	876,360	1,124,104	33,776	1,157,880	1,137,425	1,133,403
6400 Federal Funds Ltd	109,030	106,810	8,137	114,947	115,204	120,597
All Funds	985,390	1,258,786	41,913	1,300,699	1,255,315	1,256,686
3240 Unemployment Assessments						
3400 Other Funds Ltd	72	39,862	-	39,862	39,862	41,533
3241 Paid Family Medical Leave Insurance						
8000 General Fund	-	-	-	-	140	140
3400 Other Funds Ltd	-	-	-	-	57,516	57,253
6400 Federal Funds Ltd	-	-	-	-	5,976	6,255
All Funds	-	-	-	-	63,632	63,648
3250 Worker's Comp. Assess. (WCD)						
8000 General Fund	-	145	-	145	7	7
3400 Other Funds Ltd	2,666	3,717	149	3,866	3,420	3,407
6400 Federal Funds Ltd	321	326	23	349	322	335
All Funds	2,987	4,188	172	4,360	3,749	3,749
3260 Mass Transit Tax						
8000 General Fund	-	-	-	-	-	211

DESCRIPTION	2019-21 Actuals	2021-23 Leg Adopted Budget	2021-23 Emergency Boards	2021-23 Leg Approved Budget	2023-25 Base Budget	2023-25 Current Service Level
3400 Other Funds Ltd	69,973	81,915	2,648	84,563	84,563	89,885
All Funds	69,973	81,915	2,648	84,563	84,563	90,096
3270 Flexible Benefits						
8000 General Fund	-	120,431	-	120,431	5,940	5,940
3400 Other Funds Ltd	2,287,302	3,090,230	131,424	3,221,654	2,944,260	2,933,172
6400 Federal Funds Ltd	294,818	270,044	19,116	289,160	277,200	288,288
All Funds	2,582,120	3,480,705	150,540	3,631,245	3,227,400	3,227,400
TOTAL OTHER PAYROLL EXPENSES						
8000 General Fund	-	211,043	20,056	231,099	35,128	17,138
3400 Other Funds Ltd	5,781,370	7,593,349	265,478	7,858,827	7,687,067	7,644,230
6400 Federal Funds Ltd	710,228	680,996	58,148	739,144	745,806	777,964
TOTAL OTHER PAYROLL EXPENSES	\$6,491,598	\$8,485,388	\$343,682	\$8,829,070	\$8,468,001	\$8,439,332
P.S. BUDGET ADJUSTMENTS						
3455 Vacancy Savings						
3400 Other Funds Ltd	-	(109,908)	-	(109,908)	(109,908)	(301,168)
3465 Reconciliation Adjustment						
3400 Other Funds Ltd	-	92,206	-	92,206	-	-
TOTAL P.S. BUDGET ADJUSTMENTS						
3400 Other Funds Ltd	-	(17,702)	-	(17,702)	(109,908)	(301,168)
TOTAL P.S. BUDGET ADJUSTMENTS	-	(\$17,702)	-	(\$17,702)	(\$109,908)	(\$301,168)

DESCRIPTION	2019-21 Actuals	2021-23 Leg Adopted Budget	2021-23 Emergency Boards	2021-23 Leg Approved Budget	2023-25 Base Budget	2023-25 Current Service Level
TOTAL PERSONAL SERVICES						
8000 General Fund	-	575,382	34,401	609,783	70,235	52,245
3400 Other Funds Ltd	17,439,174	22,363,513	1,443,188	23,806,701	22,540,365	22,253,658
6400 Federal Funds Ltd	2,156,404	2,077,186	263,442	2,340,628	2,251,788	2,354,459
TOTAL PERSONAL SERVICES	\$19,595,578	\$25,016,081	\$1,741,031	\$26,757,112	\$24,862,388	\$24,660,362
SERVICES & SUPPLIES						
4100 Instate Travel						
8000 General Fund	-	11,870	-	11,870	11,870	1,934
3400 Other Funds Ltd	88,148	217,079	30,000	247,079	247,079	199,203
6400 Federal Funds Ltd	14,907	68,909	5,333	74,242	74,242	39,302
All Funds	103,055	297,858	35,333	333,191	333,191	240,439
4125 Out of State Travel						
3400 Other Funds Ltd	10,248	98,448	-	98,448	98,448	102,583
6400 Federal Funds Ltd	25,734	139,199	-	139,199	139,199	145,045
All Funds	35,982	237,647	-	237,647	237,647	247,628
4150 Employee Training						
8000 General Fund	-	4,500	-	4,500	4,500	-
3400 Other Funds Ltd	38,023	137,741	1,000	138,741	138,741	133,412
6400 Federal Funds Ltd	10,195	7,892	94	7,986	7,986	8,419
All Funds	48,218	150,133	1,094	151,227	151,227	141,831

DESCRIPTION	2019-21 Actuals	2021-23 Leg Adopted Budget	2021-23 Emergency Boards	2021-23 Leg Approved Budget	2023-25 Base Budget	2023-25 Current Service Level
4175 Office Expenses						
8000 General Fund	-	14,118	-	14,118	14,118	-
3200 Other Funds Non-Ltd	15	5,020	-	5,020	5,020	5,020
3400 Other Funds Ltd	69,435	199,605	-	199,605	199,605	202,233
6400 Federal Funds Ltd	771	4,745	83	4,828	4,828	5,117
All Funds	70,221	223,488	83	223,571	223,571	212,370
4200 Telecommunications						
3400 Other Funds Ltd	180,057	203,586	3,125	206,711	206,711	212,015
6400 Federal Funds Ltd	8,478	5,646	915	6,561	6,561	7,790
All Funds	188,535	209,232	4,040	213,272	213,272	219,805
4225 State Gov. Service Charges						
3200 Other Funds Non-Ltd	40,386	228,452	-	228,452	226,509	226,509
3400 Other Funds Ltd	1,025,732	763,787	-	763,787	763,787	1,053,197
All Funds	1,066,118	992,239	-	992,239	990,296	1,279,706
4250 Data Processing						
3400 Other Funds Ltd	55,296	51,761	-	51,761	51,761	53,935
4275 Publicity and Publications						
8000 General Fund	-	8,450	-	8,450	8,450	-
3400 Other Funds Ltd	37,356	102,644	4,000	106,644	106,644	104,423
6400 Federal Funds Ltd	5,197	22,528	25	22,553	22,553	23,526
All Funds	42,553	133,622	4,025	137,647	137,647	127,949

DESCRIPTION	2019-21 Actuals	2021-23 Leg Adopted Budget	2021-23 Emergency Boards	2021-23 Leg Approved Budget	2023-25 Base Budget	2023-25 Current Service Level
4300 Professional Services						
8000 General Fund	-	-	500,000	500,000	500,000	-
3200 Other Funds Non-Ltd	-	300,742	-	300,742	300,742	300,742
3400 Other Funds Ltd	523,253	1,668,394	300,000	1,968,394	1,968,394	1,503,638
6400 Federal Funds Ltd	515,295	490,805	154,500	645,305	645,305	870,187
All Funds	1,038,548	2,459,941	954,500	3,414,441	3,414,441	2,674,567
4315 IT Professional Services						
8000 General Fund	-	20,000	-	20,000	20,000	-
3400 Other Funds Ltd	395,423	538,925	-	538,925	538,925	411,400
6400 Federal Funds Ltd	3,525	-	-	-	-	-
All Funds	398,948	558,925	-	558,925	558,925	411,400
4325 Attorney General						
8000 General Fund	-	15,972	-	15,972	15,972	-
3200 Other Funds Non-Ltd	1,134	404,468	-	404,468	404,468	404,468
3400 Other Funds Ltd	1,029,116	1,332,968	20,000	1,352,968	1,352,968	1,364,792
6400 Federal Funds Ltd	52,730	9,504	-	9,504	9,504	11,184
All Funds	1,082,980	1,762,912	20,000	1,782,912	1,782,912	1,780,444
4375 Employee Recruitment and Develop						
8000 General Fund	-	3,000	-	3,000	3,000	-
3400 Other Funds Ltd	10,746	37,537	-	37,537	37,537	36,671
6400 Federal Funds Ltd	-	324	-	324	324	338

DESCRIPTION	2019-21 Actuals	2021-23 Leg Adopted Budget	2021-23 Emergency Boards	2021-23 Leg Approved Budget	2023-25 Base Budget	2023-25 Current Service Level
All Funds	10,746	40,861	-	40,861	40,861	37,009
4400 Dues and Subscriptions						
3400 Other Funds Ltd	67,751	76,385	-	76,385	76,385	78,790
6400 Federal Funds Ltd	12,334	390	13	403	403	434
All Funds	80,085	76,775	13	76,788	76,788	79,224
4425 Facilities Rental and Taxes						
3400 Other Funds Ltd	1,145,371	1,403,926	-	1,403,926	1,403,926	1,462,280
6400 Federal Funds Ltd	900	-	-	-	-	-
All Funds	1,146,271	1,403,926	-	1,403,926	1,403,926	1,462,280
4450 Fuels and Utilities						
3400 Other Funds Ltd	713	972	-	972	972	1,013
4475 Facilities Maintenance						
3400 Other Funds Ltd	8,513	19,048	-	19,048	19,048	19,848
6400 Federal Funds Ltd	1,051	2,003	-	2,003	2,003	2,087
All Funds	9,564	21,051	-	21,051	21,051	21,935
4575 Agency Program Related S and S						
8000 General Fund	-	244,639	-	244,639	244,639	28,154
3200 Other Funds Non-Ltd	-	47,876	-	47,876	47,876	47,876
3400 Other Funds Ltd	116,573	517,649	49,116	566,765	566,765	283,685
6400 Federal Funds Ltd	1,133	130,842	125	130,967	130,967	38,151
All Funds	117,706	941,006	49,241	990,247	990,247	397,866

DESCRIPTION	2019-21 Actuals	2021-23 Leg Adopted Budget	2021-23 Emergency Boards	2021-23 Leg Approved Budget	2023-25 Base Budget	2023-25 Current Service Level
4650 Other Services and Supplies						
8000 General Fund	-	4,457	-	4,457	4,457	-
3200 Other Funds Non-Ltd	184,409	141,516	-	141,516	141,516	141,516
3400 Other Funds Ltd	7,075	130,684	-	130,684	130,684	111,651
All Funds	191,484	276,657	-	276,657	276,657	253,167
4700 Expendable Prop 250 - 5000						
3400 Other Funds Ltd	1,554	3,129	-	3,129	3,129	3,260
4715 IT Expendable Property						
8000 General Fund	-	9,000	-	9,000	9,000	-
3400 Other Funds Ltd	232,313	370,908	18,000	388,908	388,908	362,015
6400 Federal Funds Ltd	4,907	10,843	-	10,843	10,843	11,299
All Funds	237,220	390,751	18,000	408,751	408,751	373,314
TOTAL SERVICES & SUPPLIES						
8000 General Fund	-	336,006	500,000	836,006	836,006	30,088
3200 Other Funds Non-Ltd	225,944	1,128,074	-	1,128,074	1,126,131	1,126,131
3400 Other Funds Ltd	5,042,696	7,875,176	425,241	8,300,417	8,300,417	7,700,044
6400 Federal Funds Ltd	657,157	893,630	161,088	1,054,718	1,054,718	1,162,879
TOTAL SERVICES & SUPPLIES	\$5,925,797	\$10,232,886	\$1,086,329	\$11,319,215	\$11,317,272	\$10,019,142

SPECIAL PAYMENTS

6015 Dist to Cities

DESCRIPTION	2019-21 Actuals	2021-23 Leg Adopted Budget	2021-23 Emergency Boards	2021-23 Leg Approved Budget	2023-25 Base Budget	2023-25 Current Service Level
3400 Other Funds Ltd	-	15,720	-	15,720	15,720	16,380
6020 Dist to Counties						
3400 Other Funds Ltd	26,766	119,906	-	119,906	119,906	124,942
6400 Federal Funds Ltd	28,363	23,693	-	23,693	23,693	24,688
All Funds	55,129	143,599	-	143,599	143,599	149,630
6025 Dist to Other Gov Unit						
8000 General Fund	-	-	2,000,000	2,000,000	2,000,000	-
3400 Other Funds Ltd	256,366	-	-	-	-	-
All Funds	256,366	-	2,000,000	2,000,000	2,000,000	-
6030 Dist to Non-Gov Units						
3400 Other Funds Ltd	-	88,719	-	88,719	88,719	92,445
6400 Federal Funds Ltd	44,058	-	-	-	-	-
All Funds	44,058	88,719	-	88,719	88,719	92,445
6035 Dist to Individuals						
8000 General Fund	-	10,000,000	-	10,000,000	10,000,000	-
6048 Spc Pmt to Public Universities						
3400 Other Funds Ltd	10,721	1,690	-	1,690	1,690	1,761
6400 Federal Funds Ltd	159,576	-	-	-	-	-
All Funds	170,297	1,690	-	1,690	1,690	1,761
6060 Intra-Agency Gen Fund Transfer						
8000 General Fund	1,940,000	60,000,000	33,500,000	93,500,000	95,000,000	1,500,000

DESCRIPTION	2019-21 Actuals	2021-23 Leg Adopted Budget	2021-23 Emergency Boards	2021-23 Leg Approved Budget	2023-25 Base Budget	2023-25 Current Service Level
6085 Other Special Payments						
3400 Other Funds Ltd	3,950,397	37,298,312	16,000,000	53,298,312	53,283,312	23,800,325
6400 Federal Funds Ltd	-	113,666	15,000	128,666	128,666	31,260
All Funds	3,950,397	37,411,978	16,015,000	53,426,978	53,411,978	23,831,585
6109 Spc Pmt to Aviation, Dept of						
3400 Other Funds Ltd	12,160	-	-	-	15,000	15,000
6141 Spc Pmt to Lands, Dept of State						
3400 Other Funds Ltd	10,084	-	-	-	-	-
6443 Spc Pmt to Oregon Health Authority						
3400 Other Funds Ltd	64,826	74,000	-	74,000	74,000	74,000
6400 Federal Funds Ltd	9,000	15,000	-	15,000	15,000	15,000
All Funds	73,826	89,000	-	89,000	89,000	89,000
6603 Spc Pmt to Agriculture, Dept of						
3400 Other Funds Ltd	30,000	-	-	-	-	-
6632 Spc Pmt to Geology/Mineral Ind						
3400 Other Funds Ltd	17,952	23,602	-	23,602	23,602	23,602
6635 Spc Pmt to Fish/Wildlife, Dept of						
3400 Other Funds Ltd	96,137	89,974	-	89,974	89,974	89,974
6400 Federal Funds Ltd	3,686	-	-	-	-	-
All Funds	99,823	89,974	-	89,974	89,974	89,974
6660 Spc Pmt to Land Conservation Dev						

DESCRIPTION	2019-21 Actuals	2021-23 Leg Adopted Budget	2021-23 Emergency Boards	2021-23 Leg Approved Budget	2023-25 Base Budget	2023-25 Current Service Level
3400 Other Funds Ltd	10,251	-	-	-	-	-
6400 Federal Funds Ltd	80,354	-	-	-	-	-
All Funds	90,605	-	-	-	-	-
6730 Spc Pmt to Transportation, Dept						
3400 Other Funds Ltd	71	-	-	-	-	-
TOTAL SPECIAL PAYMENTS						
8000 General Fund	1,940,000	70,000,000	35,500,000	105,500,000	107,000,000	1,500,000
3400 Other Funds Ltd	4,485,731	37,711,923	16,000,000	53,711,923	53,711,923	24,238,429
6400 Federal Funds Ltd	325,037	152,359	15,000	167,359	167,359	70,948
TOTAL SPECIAL PAYMENTS	\$6,750,768	\$107,864,282	\$51,515,000	\$159,379,282	\$160,879,282	\$25,809,377
DEBT SERVICE						
7050 Pmt To Ret Bond Escrow						
3230 Other Funds Debt Svc Non-Ltd	24,315,000	-	-	-	-	-
7100 Principal - Bonds						
8030 General Fund Debt Svc	-	2,300,000	(2,300,000)	-	-	-
4430 Lottery Funds Debt Svc Ltd	2,697,752	2,829,590	-	2,829,590	1,400,230	1,400,230
3230 Other Funds Debt Svc Non-Ltd	32,380,000	23,680,000	-	23,680,000	22,825,000	22,825,000
3430 Other Funds Debt Svc Ltd	-	-	2,953,402	2,953,402	2,953,402	-
All Funds	35,077,752	28,809,590	653,402	29,462,992	27,178,632	24,225,230
7150 Interest - Bonds						

DESCRIPTION	2019-21 Actuals	2021-23 Leg Adopted Budget	2021-23 Emergency Boards	2021-23 Leg Approved Budget	2023-25 Base Budget	2023-25 Current Service Level
8030 General Fund Debt Svc	-	1,200,000	(1,200,000)	-	-	-
4430 Lottery Funds Debt Svc Ltd	325,610	192,980	-	192,980	38,930	38,930
3230 Other Funds Debt Svc Non-Ltd	9,932,841	6,851,300	-	6,851,300	5,405,578	5,405,578
3430 Other Funds Debt Svc Ltd	-	-	546,598	546,598	546,598	-
All Funds	10,258,451	8,244,280	(653,402)	7,590,878	5,991,106	5,444,508
TOTAL DEBT SERVICE						
8030 General Fund Debt Svc	-	3,500,000	(3,500,000)	-	-	-
4430 Lottery Funds Debt Svc Ltd	3,023,362	3,022,570	-	3,022,570	1,439,160	1,439,160
3230 Other Funds Debt Svc Non-Ltd	66,627,841	30,531,300	-	30,531,300	28,230,578	28,230,578
3430 Other Funds Debt Svc Ltd	-	-	3,500,000	3,500,000	3,500,000	-
TOTAL DEBT SERVICE	\$69,651,203	\$37,053,870	-	\$37,053,870	\$33,169,738	\$29,669,738
EXPENDITURES						
8000 General Fund	1,940,000	70,911,388	36,034,401	106,945,789	107,906,241	1,582,333
8030 General Fund Debt Svc	-	3,500,000	(3,500,000)	-	-	-
4430 Lottery Funds Debt Svc Ltd	3,023,362	3,022,570	-	3,022,570	1,439,160	1,439,160
3200 Other Funds Non-Ltd	225,944	1,128,074	-	1,128,074	1,126,131	1,126,131
3230 Other Funds Debt Svc Non-Ltd	66,627,841	30,531,300	-	30,531,300	28,230,578	28,230,578
3400 Other Funds Ltd	26,967,601	67,950,612	17,868,429	85,819,041	84,552,705	54,192,131
3430 Other Funds Debt Svc Ltd	-	-	3,500,000	3,500,000	3,500,000	-
6400 Federal Funds Ltd	3,138,598	3,123,175	439,530	3,562,705	3,473,865	3,588,286

Energy, Dept of

Agency Number: 33000

**Agency Worksheet - Revenues & Expenditures
2023-25 Biennium
Energy, Dept of**

**Version: V - 01 - Agency Request Budget
Cross Reference Number: 33000-000-00-00-00000**

DESCRIPTION	2019-21 Actuals	2021-23 Leg Adopted Budget	2021-23 Emergency Boards	2021-23 Leg Approved Budget	2023-25 Base Budget	2023-25 Current Service Level
TOTAL EXPENDITURES	\$101,923,346	\$180,167,119	\$54,342,360	\$234,509,479	\$230,228,680	\$90,158,619
ENDING BALANCE						
8000 General Fund	-	-	-	-	-	-
8030 General Fund Debt Svc	-	-	-	-	-	-
4430 Lottery Funds Debt Svc Ltd	-	-	-	-	5,345	5,345
3200 Other Funds Non-Ltd	2,791,422	1,960,020	-	1,960,020	1,961,963	1,961,963
3230 Other Funds Debt Svc Non-Ltd	3,612,865	112,865	-	112,865	3,913,587	3,913,587
3400 Other Funds Ltd	8,997,602	30,154,465	12,258,213	42,412,678	91,743,311	32,103,885
3430 Other Funds Debt Svc Ltd	-	-	-	-	-	-
6400 Federal Funds Ltd	42,978	31,544	(30,141)	1,403	497,523	323,692
TOTAL ENDING BALANCE	\$15,444,867	\$32,258,894	\$12,228,072	\$44,486,966	\$98,121,729	\$38,308,472
AUTHORIZED POSITIONS						
8150 Class/Unclass Positions	83	93	6	99	83	83
AUTHORIZED FTE POSITIONS						
8250 Class/Unclass FTE Positions	80.02	91.00	3.44	94.44	81.50	81.50

DESCRIPTION	2019-21 Actuals	2021-23 Leg Adopted Budget	2021-23 Emergency Boards	2021-23 Leg Approved Budget	2023-25 Base Budget	2023-25 Current Service Level
BEGINNING BALANCE						
0025 Beginning Balance						
3400 Other Funds Ltd	433,109	464,521	-	464,521	464,521	464,521
6400 Federal Funds Ltd	8,536	-	-	-	-	-
All Funds	441,645	464,521	-	464,521	464,521	464,521
0030 Beginning Balance Adjustment						
3400 Other Funds Ltd	1	(157,111)	126,642	(30,469)	128,015	128,015
6400 Federal Funds Ltd	-	-	43,048	43,048	43,048	43,048
All Funds	1	(157,111)	169,690	12,579	171,063	171,063
TOTAL BEGINNING BALANCE						
3400 Other Funds Ltd	433,110	307,410	126,642	434,052	592,536	592,536
6400 Federal Funds Ltd	8,536	-	43,048	43,048	43,048	43,048
TOTAL BEGINNING BALANCE	\$441,646	\$307,410	\$169,690	\$477,100	\$635,584	\$635,584

REVENUE CATEGORIES

CHARGES FOR SERVICES

0410 Charges for Services

3400 Other Funds Ltd	1,698,912	2,503,045	-	2,503,045	2,523,154	2,523,154
----------------------	-----------	-----------	---	-----------	-----------	-----------

FEDERAL FUNDS REVENUE

0995 Federal Funds

6400 Federal Funds Ltd	1,618,150	1,750,760	-	1,750,760	1,750,760	1,729,643
------------------------	-----------	-----------	---	-----------	-----------	-----------

DESCRIPTION	2019-21 Actuals	2021-23 Leg Adopted Budget	2021-23 Emergency Boards	2021-23 Leg Approved Budget	2023-25 Base Budget	2023-25 Current Service Level
TRANSFERS IN						
1010 Transfer In - Intrafund						
3400 Other Funds Ltd	6,822,693	8,297,939	-	8,297,939	9,072,398	9,072,398
REVENUES						
3400 Other Funds Ltd	8,521,605	10,800,984	-	10,800,984	11,595,552	11,595,552
6400 Federal Funds Ltd	1,618,150	1,750,760	-	1,750,760	1,750,760	1,729,643
TOTAL REVENUES	\$10,139,755	\$12,551,744	-	\$12,551,744	\$13,346,312	\$13,325,195
TRANSFERS OUT						
2020 Transfer Out - Indirect Cost						
3400 Other Funds Ltd	(2,920,914)	(3,191,736)	-	(3,191,736)	(2,942,034)	(2,942,034)
6400 Federal Funds Ltd	(531,145)	(438,647)	-	(438,647)	(384,388)	(384,388)
All Funds	(3,452,059)	(3,630,383)	-	(3,630,383)	(3,326,422)	(3,326,422)
AVAILABLE REVENUES						
3400 Other Funds Ltd	6,033,801	7,916,658	126,642	8,043,300	9,246,054	9,246,054
6400 Federal Funds Ltd	1,095,541	1,312,113	43,048	1,355,161	1,409,420	1,388,303
TOTAL AVAILABLE REVENUES	\$7,129,342	\$9,228,771	\$169,690	\$9,398,461	\$10,655,474	\$10,634,357
EXPENDITURES						
PERSONAL SERVICES						
SALARIES & WAGES						
3110 Class/Unclass Sal. and Per Diem						

DESCRIPTION	2019-21 Actuals	2021-23 Leg Adopted Budget	2021-23 Emergency Boards	2021-23 Leg Approved Budget	2023-25 Base Budget	2023-25 Current Service Level
3400 Other Funds Ltd	3,704,188	4,581,726	253,862	4,835,588	4,713,815	4,794,343
6400 Federal Funds Ltd	628,482	585,042	34,012	619,054	603,937	523,409
All Funds	4,332,670	5,166,768	287,874	5,454,642	5,317,752	5,317,752
3160 Temporary Appointments						
3400 Other Funds Ltd	-	50,256	-	50,256	50,256	52,366
3170 Overtime Payments						
3400 Other Funds Ltd	100	-	-	-	-	-
3190 All Other Differential						
3400 Other Funds Ltd	-	45,635	-	45,635	45,635	47,552
TOTAL SALARIES & WAGES						
3400 Other Funds Ltd	3,704,288	4,677,617	253,862	4,931,479	4,809,706	4,894,261
6400 Federal Funds Ltd	628,482	585,042	34,012	619,054	603,937	523,409
TOTAL SALARIES & WAGES	\$4,332,770	\$5,262,659	\$287,874	\$5,550,533	\$5,413,643	\$5,417,670
OTHER PAYROLL EXPENSES						
3210 Empl. Rel. Bd. Assessments						
3400 Other Funds Ltd	947	1,335	8	1,343	1,164	1,184
6400 Federal Funds Ltd	190	173	-	173	158	138
All Funds	1,137	1,508	8	1,516	1,322	1,322
3220 Public Employees' Retire Cont						
3400 Other Funds Ltd	582,936	792,668	4,310	796,978	852,893	867,667

DESCRIPTION	2019-21 Actuals	2021-23 Leg Adopted Budget	2021-23 Emergency Boards	2021-23 Leg Approved Budget	2023-25 Base Budget	2023-25 Current Service Level
6400 Federal Funds Ltd	91,004	100,217	-	100,217	108,226	93,795
All Funds	673,940	892,885	4,310	897,195	961,119	961,462
3221 Pension Obligation Bond						
3400 Other Funds Ltd	200,062	270,621	(15,888)	254,733	254,733	251,546
6400 Federal Funds Ltd	33,876	15,420	16,786	32,206	32,206	31,919
All Funds	233,938	286,041	898	286,939	286,939	283,465
3230 Social Security Taxes						
3400 Other Funds Ltd	280,502	356,559	1,926	358,485	367,729	374,199
6400 Federal Funds Ltd	47,630	44,757	-	44,757	46,199	40,038
All Funds	328,132	401,316	1,926	403,242	413,928	414,237
3240 Unemployment Assessments						
3400 Other Funds Ltd	-	3,392	-	3,392	3,392	3,534
3241 Paid Family Medical Leave Insurance						
3400 Other Funds Ltd	-	-	-	-	18,841	19,171
6400 Federal Funds Ltd	-	-	-	-	2,417	2,095
All Funds	-	-	-	-	21,258	21,266
3250 Worker's Comp. Assess. (WCD)						
3400 Other Funds Ltd	797	1,058	6	1,064	1,014	1,031
6400 Federal Funds Ltd	143	138	-	138	136	119
All Funds	940	1,196	6	1,202	1,150	1,150
3260 Mass Transit Tax						

DESCRIPTION	2019-21 Actuals	2021-23 Leg Adopted Budget	2021-23 Emergency Boards	2021-23 Leg Approved Budget	2023-25 Base Budget	2023-25 Current Service Level
3400 Other Funds Ltd	22,325	28,345	150	28,495	28,495	28,882
3270 Flexible Benefits						
3400 Other Funds Ltd	637,000	880,101	4,780	884,881	873,180	887,832
6400 Federal Funds Ltd	98,158	113,931	-	113,931	116,820	102,168
All Funds	735,158	994,032	4,780	998,812	990,000	990,000
TOTAL OTHER PAYROLL EXPENSES						
3400 Other Funds Ltd	1,724,569	2,334,079	(4,708)	2,329,371	2,401,441	2,435,046
6400 Federal Funds Ltd	271,001	274,636	16,786	291,422	306,162	270,272
TOTAL OTHER PAYROLL EXPENSES	\$1,995,570	\$2,608,715	\$12,078	\$2,620,793	\$2,707,603	\$2,705,318
P.S. BUDGET ADJUSTMENTS						
3455 Vacancy Savings						
3400 Other Funds Ltd	-	(18,318)	-	(18,318)	(18,318)	-
3465 Reconciliation Adjustment						
3400 Other Funds Ltd	-	62,820	-	62,820	-	-
TOTAL P.S. BUDGET ADJUSTMENTS						
3400 Other Funds Ltd	-	44,502	-	44,502	(18,318)	-
TOTAL P.S. BUDGET ADJUSTMENTS	-	\$44,502	-	\$44,502	(\$18,318)	-
TOTAL PERSONAL SERVICES						
3400 Other Funds Ltd	5,428,857	7,056,198	249,154	7,305,352	7,192,829	7,329,307
6400 Federal Funds Ltd	899,483	859,678	50,798	910,476	910,099	793,681

DESCRIPTION	2019-21 Actuals	2021-23 Leg Adopted Budget	2021-23 Emergency Boards	2021-23 Leg Approved Budget	2023-25 Base Budget	2023-25 Current Service Level
TOTAL PERSONAL SERVICES	\$6,328,340	\$7,915,876	\$299,952	\$8,215,828	\$8,102,928	\$8,122,988
SERVICES & SUPPLIES						
4100 Instate Travel						
3400 Other Funds Ltd	19,500	29,314	-	29,314	29,314	27,043
6400 Federal Funds Ltd	3,850	31,420	-	31,420	31,420	10,735
All Funds	23,350	60,734	-	60,734	60,734	37,778
4125 Out of State Travel						
3400 Other Funds Ltd	2,689	14,923	-	14,923	14,923	15,550
6400 Federal Funds Ltd	8,560	61,751	-	61,751	61,751	64,344
All Funds	11,249	76,674	-	76,674	76,674	79,894
4150 Employee Training						
3400 Other Funds Ltd	10,908	37,538	-	37,538	37,538	35,866
6400 Federal Funds Ltd	8,211	-	-	-	-	-
All Funds	19,119	37,538	-	37,538	37,538	35,866
4175 Office Expenses						
3400 Other Funds Ltd	1,433	2,806	-	2,806	2,806	2,879
4200 Telecommunications						
3400 Other Funds Ltd	706	1,351	-	1,351	1,351	1,286
4275 Publicity and Publications						
3400 Other Funds Ltd	4,093	26,331	-	26,331	26,331	26,192

DESCRIPTION	2019-21 Actuals	2021-23 Leg Adopted Budget	2021-23 Emergency Boards	2021-23 Leg Approved Budget	2023-25 Base Budget	2023-25 Current Service Level
6400 Federal Funds Ltd	5,000	20,150	-	20,150	20,150	20,996
All Funds	9,093	46,481	-	46,481	46,481	47,188
4300 Professional Services						
3400 Other Funds Ltd	46,142	371,976	-	371,976	371,976	134,914
6400 Federal Funds Ltd	66,360	283,384	-	283,384	283,384	308,321
All Funds	112,502	655,360	-	655,360	655,360	443,235
4315 IT Professional Services						
3400 Other Funds Ltd	25,524	-	-	-	-	-
4325 Attorney General						
3400 Other Funds Ltd	20,328	145,957	-	145,957	145,957	171,748
6400 Federal Funds Ltd	-	9,137	-	9,137	9,137	10,752
All Funds	20,328	155,094	-	155,094	155,094	182,500
4375 Employee Recruitment and Develop						
3400 Other Funds Ltd	4,588	5,257	-	5,257	5,257	5,259
4400 Dues and Subscriptions						
3400 Other Funds Ltd	20,079	8,219	-	8,219	8,219	7,933
6400 Federal Funds Ltd	12,134	173	-	173	173	180
All Funds	32,213	8,392	-	8,392	8,392	8,113
4425 Facilities Rental and Taxes						
3400 Other Funds Ltd	14,766	-	-	-	-	-
4475 Facilities Maintenance						

DESCRIPTION	2019-21 Actuals	2021-23 Leg Adopted Budget	2021-23 Emergency Boards	2021-23 Leg Approved Budget	2023-25 Base Budget	2023-25 Current Service Level
3400 Other Funds Ltd	46	-	-	-	-	-
4575 Agency Program Related S and S						
3400 Other Funds Ltd	900	501	-	501	501	514
6400 Federal Funds Ltd	-	27,827	-	27,827	27,827	28,995
All Funds	900	28,328	-	28,328	28,328	29,509
4650 Other Services and Supplies						
3400 Other Funds Ltd	182	11,562	-	11,562	11,562	12,027
4715 IT Expendable Property						
3400 Other Funds Ltd	2,296	4,118	-	4,118	4,118	4,291
6400 Federal Funds Ltd	4,907	10,843	-	10,843	10,843	11,299
All Funds	7,203	14,961	-	14,961	14,961	15,590
TOTAL SERVICES & SUPPLIES						
3400 Other Funds Ltd	174,180	659,853	-	659,853	659,853	445,502
6400 Federal Funds Ltd	109,022	444,685	-	444,685	444,685	455,622
TOTAL SERVICES & SUPPLIES	\$283,202	\$1,104,538	-	\$1,104,538	\$1,104,538	\$901,124
SPECIAL PAYMENTS						
6030 Dist to Non-Gov Units						
6400 Federal Funds Ltd	44,058	-	-	-	-	-
6085 Other Special Payments						
3400 Other Funds Ltd	-	20,000	-	20,000	20,000	20,840

DESCRIPTION	2019-21 Actuals	2021-23 Leg Adopted Budget	2021-23 Emergency Boards	2021-23 Leg Approved Budget	2023-25 Base Budget	2023-25 Current Service Level
TOTAL SPECIAL PAYMENTS						
3400 Other Funds Ltd	-	20,000	-	20,000	20,000	20,840
6400 Federal Funds Ltd	44,058	-	-	-	-	-
TOTAL SPECIAL PAYMENTS	\$44,058	\$20,000	-	\$20,000	\$20,000	\$20,840
EXPENDITURES						
3400 Other Funds Ltd	5,603,037	7,736,051	249,154	7,985,205	7,872,682	7,795,649
6400 Federal Funds Ltd	1,052,563	1,304,363	50,798	1,355,161	1,354,784	1,249,303
TOTAL EXPENDITURES	\$6,655,600	\$9,040,414	\$299,952	\$9,340,366	\$9,227,466	\$9,044,952
ENDING BALANCE						
3400 Other Funds Ltd	430,764	180,607	(122,512)	58,095	1,373,372	1,450,405
6400 Federal Funds Ltd	42,978	7,750	(7,750)	-	54,636	139,000
TOTAL ENDING BALANCE	\$473,742	\$188,357	(\$130,262)	\$58,095	\$1,428,008	\$1,589,405
AUTHORIZED POSITIONS						
8150 Class/Unclass Positions	24	26	-	26	25	25
AUTHORIZED FTE POSITIONS						
8250 Class/Unclass FTE Positions	24.00	26.00	0.13	26.13	25.00	25.00

DESCRIPTION	2019-21 Actuals	2021-23 Leg Adopted Budget	2021-23 Emergency Boards	2021-23 Leg Approved Budget	2023-25 Base Budget	2023-25 Current Service Level
BEGINNING BALANCE						
0025 Beginning Balance						
4430 Lottery Funds Debt Svc Ltd	8,871	16,896	-	16,896	16,896	16,896
3200 Other Funds Non-Ltd	5,120,342	2,988,180	-	2,988,180	2,988,180	2,988,180
3230 Other Funds Debt Svc Non-Ltd	5,967,501	350,000	-	350,000	350,000	350,000
3400 Other Funds Ltd	6,402,016	5,324,853	-	5,324,853	27,324,853	27,324,853
All Funds	17,498,730	8,679,929	-	8,679,929	30,679,929	30,679,929
0030 Beginning Balance Adjustment						
4430 Lottery Funds Debt Svc Ltd	2,753	(11,551)	-	(11,551)	(11,551)	(11,551)
3200 Other Funds Non-Ltd	2,180,096	(103,779)	-	(103,779)	(103,779)	(103,779)
3230 Other Funds Debt Svc Non-Ltd	-	3,262,865	-	3,262,865	3,262,865	3,262,865
3400 Other Funds Ltd	51,025	233,830	-	233,830	24,345,359	24,345,359
All Funds	2,233,874	3,381,365	-	3,381,365	27,492,894	27,492,894
TOTAL BEGINNING BALANCE						
4430 Lottery Funds Debt Svc Ltd	11,624	5,345	-	5,345	5,345	5,345
3200 Other Funds Non-Ltd	7,300,438	2,884,401	-	2,884,401	2,884,401	2,884,401
3230 Other Funds Debt Svc Non-Ltd	5,967,501	3,612,865	-	3,612,865	3,612,865	3,612,865
3400 Other Funds Ltd	6,453,041	5,558,683	-	5,558,683	51,670,212	51,670,212
TOTAL BEGINNING BALANCE	\$19,732,604	\$12,061,294	-	\$12,061,294	\$58,172,823	\$58,172,823

REVENUE CATEGORIES

DESCRIPTION	2019-21 Actuals	2021-23 Leg Adopted Budget	2021-23 Emergency Boards	2021-23 Leg Approved Budget	2023-25 Base Budget	2023-25 Current Service Level
GENERAL FUND APPROPRIATION						
0050 General Fund Appropriation						
8000 General Fund	1,940,000	70,831,296	36,031,457	106,862,753	107,819,473	1,500,000
8030 General Fund Debt Svc	-	3,500,000	(3,500,000)	-	-	-
All Funds	1,940,000	74,331,296	32,531,457	106,862,753	107,819,473	1,500,000
LICENSES AND FEES						
0205 Business Lic and Fees						
3400 Other Funds Ltd	167,249	103,000	-	103,000	103,000	103,000
FINES, RENTS AND ROYALTIES						
0505 Fines and Forfeitures						
3200 Other Funds Non-Ltd	10,248	4,000	-	4,000	4,000	4,000
BOND SALES						
0575 Refunding Bonds						
3200 Other Funds Non-Ltd	168,571	-	-	-	-	-
3230 Other Funds Debt Svc Non-Ltd	24,315,000	-	-	-	-	-
All Funds	24,483,571	-	-	-	-	-
INTEREST EARNINGS						
0605 Interest Income						
4430 Lottery Funds Debt Svc Ltd	24,495	-	-	-	-	-
3200 Other Funds Non-Ltd	10,738,256	8,115,868	-	8,115,868	8,115,868	8,115,868
3400 Other Funds Ltd	175,055	176,900	-	176,900	176,900	176,900

Agency Worksheet - Revenues & Expenditures
 2023-25 Biennium
 Energy Development Services

Version: V - 01 - Agency Request Budget
 Cross Reference Number: 33000-200-00-00-00000

DESCRIPTION	2019-21 Actuals	2021-23 Leg Adopted Budget	2021-23 Emergency Boards	2021-23 Leg Approved Budget	2023-25 Base Budget	2023-25 Current Service Level
All Funds	10,937,806	8,292,768	-	8,292,768	8,292,768	8,292,768
LOAN REPAYMENT						
0925 Loan Repayments						
3200 Other Funds Non-Ltd	25,366,055	20,150,770	-	20,150,770	20,150,770	20,150,770
OTHER						
0975 Other Revenues						
3200 Other Funds Non-Ltd	17,002	50,000	-	50,000	50,000	50,000
TRANSFERS IN						
1010 Transfer In - Intrafund						
3200 Other Funds Non-Ltd	8,586	-	-	-	-	-
3230 Other Funds Debt Svc Non-Ltd	40,944,601	27,031,300	-	27,031,300	27,031,300	27,031,300
3400 Other Funds Ltd	625,088	1,085,645	-	1,085,645	1,085,645	1,085,645
All Funds	41,578,275	28,116,945	-	28,116,945	28,116,945	28,116,945
1060 Transfer from General Fund						
3230 Other Funds Debt Svc Non-Ltd	-	-	-	-	1,500,000	1,500,000
3400 Other Funds Ltd	1,940,000	60,000,000	30,000,000	90,000,000	90,000,000	-
3430 Other Funds Debt Svc Ltd	-	-	3,500,000	3,500,000	3,500,000	-
All Funds	1,940,000	60,000,000	33,500,000	93,500,000	95,000,000	1,500,000
1107 Tsfr From Administrative Svcs						
4430 Lottery Funds Debt Svc Ltd	2,987,243	3,017,225	-	3,017,225	1,439,160	1,439,160
TOTAL TRANSFERS IN						

Agency Worksheet - Revenues & Expenditures
 2023-25 Biennium
 Energy Development Services

Version: V - 01 - Agency Request Budget
 Cross Reference Number: 33000-200-00-00-00000

DESCRIPTION	2019-21 Actuals	2021-23 Leg Adopted Budget	2021-23 Emergency Boards	2021-23 Leg Approved Budget	2023-25 Base Budget	2023-25 Current Service Level
4430 Lottery Funds Debt Svc Ltd	2,987,243	3,017,225	-	3,017,225	1,439,160	1,439,160
3200 Other Funds Non-Ltd	8,586	-	-	-	-	-
3230 Other Funds Debt Svc Non-Ltd	40,944,601	27,031,300	-	27,031,300	28,531,300	28,531,300
3400 Other Funds Ltd	2,565,088	61,085,645	30,000,000	91,085,645	91,085,645	1,085,645
3430 Other Funds Debt Svc Ltd	-	-	3,500,000	3,500,000	3,500,000	-
TOTAL TRANSFERS IN	\$46,505,518	\$91,134,170	\$33,500,000	\$124,634,170	\$124,556,105	\$31,056,105

REVENUES

8000 General Fund	1,940,000	70,831,296	36,031,457	106,862,753	107,819,473	1,500,000
8030 General Fund Debt Svc	-	3,500,000	(3,500,000)	-	-	-
4430 Lottery Funds Debt Svc Ltd	3,011,738	3,017,225	-	3,017,225	1,439,160	1,439,160
3200 Other Funds Non-Ltd	36,308,718	28,320,638	-	28,320,638	28,320,638	28,320,638
3230 Other Funds Debt Svc Non-Ltd	65,259,601	27,031,300	-	27,031,300	28,531,300	28,531,300
3400 Other Funds Ltd	2,907,392	61,365,545	30,000,000	91,365,545	91,365,545	1,365,545
3430 Other Funds Debt Svc Ltd	-	-	3,500,000	3,500,000	3,500,000	-
TOTAL REVENUES	\$109,427,449	\$194,066,004	\$66,031,457	\$260,097,461	\$260,976,116	\$61,156,643

TRANSFERS OUT

2010 Transfer Out - Intrafund

3200 Other Funds Non-Ltd	(40,591,790)	(28,116,945)	-	(28,116,945)	(28,116,945)	(28,116,945)
3230 Other Funds Debt Svc Non-Ltd	(986,396)	-	-	-	-	-
3400 Other Funds Ltd	(287,041)	-	-	-	-	-

Agency Worksheet - Revenues & Expenditures
 2023-25 Biennium
 Energy Development Services

Version: V - 01 - Agency Request Budget
 Cross Reference Number: 33000-200-00-00-00000

DESCRIPTION	2019-21 Actuals	2021-23 Leg Adopted Budget	2021-23 Emergency Boards	2021-23 Leg Approved Budget	2023-25 Base Budget	2023-25 Current Service Level
All Funds	(41,865,227)	(28,116,945)	-	(28,116,945)	(28,116,945)	(28,116,945)
2020 Transfer Out - Indirect Cost						
3400 Other Funds Ltd	(414,882)	(1,252,957)	(260,866)	(1,513,823)	(1,049,644)	(1,049,644)
TOTAL TRANSFERS OUT						
3200 Other Funds Non-Ltd	(40,591,790)	(28,116,945)	-	(28,116,945)	(28,116,945)	(28,116,945)
3230 Other Funds Debt Svc Non-Ltd	(986,396)	-	-	-	-	-
3400 Other Funds Ltd	(701,923)	(1,252,957)	(260,866)	(1,513,823)	(1,049,644)	(1,049,644)
TOTAL TRANSFERS OUT	(\$42,280,109)	(\$29,369,902)	(\$260,866)	(\$29,630,768)	(\$29,166,589)	(\$29,166,589)

AVAILABLE REVENUES

8000 General Fund	1,940,000	70,831,296	36,031,457	106,862,753	107,819,473	1,500,000
8030 General Fund Debt Svc	-	3,500,000	(3,500,000)	-	-	-
4430 Lottery Funds Debt Svc Ltd	3,023,362	3,022,570	-	3,022,570	1,444,505	1,444,505
3200 Other Funds Non-Ltd	3,017,366	3,088,094	-	3,088,094	3,088,094	3,088,094
3230 Other Funds Debt Svc Non-Ltd	70,240,706	30,644,165	-	30,644,165	32,144,165	32,144,165
3400 Other Funds Ltd	8,658,510	65,671,271	29,739,134	95,410,405	141,986,113	51,986,113
3430 Other Funds Debt Svc Ltd	-	-	3,500,000	3,500,000	3,500,000	-
TOTAL AVAILABLE REVENUES	\$86,879,944	\$176,757,396	\$65,770,591	\$242,527,987	\$289,982,350	\$90,162,877

EXPENDITURES

PERSONAL SERVICES
SALARIES & WAGES

DESCRIPTION	2019-21 Actuals	2021-23 Leg Adopted Budget	2021-23 Emergency Boards	2021-23 Leg Approved Budget	2023-25 Base Budget	2023-25 Current Service Level
3110 Class/Unclass Sal. and Per Diem						
8000 General Fund	-	332,688	13,143	345,831	-	-
3400 Other Funds Ltd	454,775	1,350,768	394,854	1,745,622	1,295,940	1,295,940
All Funds	454,775	1,683,456	407,997	2,091,453	1,295,940	1,295,940
3160 Temporary Appointments						
3400 Other Funds Ltd	-	225,556	-	225,556	225,556	235,030
3190 All Other Differential						
3400 Other Funds Ltd	7,730	44,510	-	44,510	44,510	46,380
TOTAL SALARIES & WAGES						
8000 General Fund	-	332,688	13,143	345,831	-	-
3400 Other Funds Ltd	462,505	1,620,834	394,854	2,015,688	1,566,006	1,577,350
TOTAL SALARIES & WAGES	\$462,505	\$1,953,522	\$407,997	\$2,361,519	\$1,566,006	\$1,577,350
OTHER PAYROLL EXPENSES						
3210 Empl. Rel. Bd. Assessments						
8000 General Fund	-	174	-	174	-	-
3400 Other Funds Ltd	193	638	146	784	450	450
All Funds	193	812	146	958	450	450
3220 Public Employees' Retire Cont						
8000 General Fund	-	56,990	-	56,990	-	-
3400 Other Funds Ltd	75,644	239,010	56,870	295,880	240,209	240,544

Agency Worksheet - Revenues & Expenditures
 2023-25 Biennium
 Energy Development Services

Version: V - 01 - Agency Request Budget
 Cross Reference Number: 33000-200-00-00-00000

DESCRIPTION	2019-21 Actuals	2021-23 Leg Adopted Budget	2021-23 Emergency Boards	2021-23 Leg Approved Budget	2023-25 Base Budget	2023-25 Current Service Level
All Funds	75,644	296,000	56,870	352,870	240,209	240,544
3221 Pension Obligation Bond						
8000 General Fund	-	-	18,314	18,314	18,314	-
3400 Other Funds Ltd	26,400	33,530	43,279	76,809	76,809	70,845
All Funds	26,400	33,530	61,593	95,123	95,123	70,845
3230 Social Security Taxes						
8000 General Fund	-	25,451	-	25,451	-	-
3400 Other Funds Ltd	34,373	123,996	25,398	149,394	119,799	120,667
All Funds	34,373	149,447	25,398	174,845	119,799	120,667
3240 Unemployment Assessments						
3400 Other Funds Ltd	-	30,448	-	30,448	30,448	31,727
3241 Paid Family Medical Leave Insurance						
3400 Other Funds Ltd	-	-	-	-	5,360	5,368
3250 Worker's Comp. Assess. (WCD)						
8000 General Fund	-	138	-	138	-	-
3400 Other Funds Ltd	133	506	114	620	391	391
All Funds	133	644	114	758	391	391
3260 Mass Transit Tax						
3400 Other Funds Ltd	2,781	4,360	1,992	6,352	6,352	9,464
3270 Flexible Benefits						
8000 General Fund	-	114,696	-	114,696	-	-

DESCRIPTION	2019-21 Actuals	2021-23 Leg Adopted Budget	2021-23 Emergency Boards	2021-23 Leg Approved Budget	2023-25 Base Budget	2023-25 Current Service Level
3400 Other Funds Ltd	100,172	420,552	95,580	516,132	336,600	336,600
All Funds	100,172	535,248	95,580	630,828	336,600	336,600
TOTAL OTHER PAYROLL EXPENSES						
8000 General Fund	-	197,449	18,314	215,763	18,314	-
3400 Other Funds Ltd	239,696	853,040	223,379	1,076,419	816,418	816,056
TOTAL OTHER PAYROLL EXPENSES	\$239,696	\$1,050,489	\$241,693	\$1,292,182	\$834,732	\$816,056
P.S. BUDGET ADJUSTMENTS						
3455 Vacancy Savings						
3400 Other Funds Ltd	-	(18,318)	-	(18,318)	(18,318)	(43,024)
3465 Reconciliation Adjustment						
3400 Other Funds Ltd	-	43	-	43	-	-
TOTAL P.S. BUDGET ADJUSTMENTS						
3400 Other Funds Ltd	-	(18,275)	-	(18,275)	(18,318)	(43,024)
TOTAL P.S. BUDGET ADJUSTMENTS	-	(\$18,275)	-	(\$18,275)	(\$18,318)	(\$43,024)
TOTAL PERSONAL SERVICES						
8000 General Fund	-	530,137	31,457	561,594	18,314	-
3400 Other Funds Ltd	702,201	2,455,599	618,233	3,073,832	2,364,106	2,350,382
TOTAL PERSONAL SERVICES	\$702,201	\$2,985,736	\$649,690	\$3,635,426	\$2,382,420	\$2,350,382
SERVICES & SUPPLIES						
4100 Instate Travel						

Agency Worksheet - Revenues & Expenditures
 2023-25 Biennium
 Energy Development Services

Version: V - 01 - Agency Request Budget
 Cross Reference Number: 33000-200-00-00-00000

DESCRIPTION	2019-21 Actuals	2021-23 Leg Adopted Budget	2021-23 Emergency Boards	2021-23 Leg Approved Budget	2023-25 Base Budget	2023-25 Current Service Level
8000 General Fund	-	10,014	-	10,014	10,014	-
3400 Other Funds Ltd	5,550	35,171	30,000	65,171	65,171	21,840
All Funds	5,550	45,185	30,000	75,185	75,185	21,840
4150 Employee Training						
8000 General Fund	-	4,500	-	4,500	4,500	-
3400 Other Funds Ltd	683	17,929	1,000	18,929	18,929	14,942
All Funds	683	22,429	1,000	23,429	23,429	14,942
4175 Office Expenses						
8000 General Fund	-	14,118	-	14,118	14,118	-
3200 Other Funds Non-Ltd	15	5,020	-	5,020	5,020	5,020
3400 Other Funds Ltd	1,583	56,073	-	56,073	56,073	54,593
All Funds	1,598	75,211	-	75,211	75,211	59,613
4200 Telecommunications						
3400 Other Funds Ltd	887	6,694	3,125	9,819	9,819	6,975
4225 State Gov. Service Charges						
3200 Other Funds Non-Ltd	40,386	228,452	-	228,452	226,509	226,509
3400 Other Funds Ltd	63,808	-	-	-	-	-
All Funds	104,194	228,452	-	228,452	226,509	226,509
4250 Data Processing						
3400 Other Funds Ltd	105	7	-	7	7	7
4275 Publicity and Publications						

Agency Worksheet - Revenues & Expenditures
 2023-25 Biennium
 Energy Development Services

Version: V - 01 - Agency Request Budget
 Cross Reference Number: 33000-200-00-00-00000

DESCRIPTION	2019-21 Actuals	2021-23 Leg Adopted Budget	2021-23 Emergency Boards	2021-23 Leg Approved Budget	2023-25 Base Budget	2023-25 Current Service Level
8000 General Fund	-	8,450	-	8,450	8,450	-
3400 Other Funds Ltd	-	5,062	4,000	9,062	9,062	4,935
All Funds	-	13,512	4,000	17,512	17,512	4,935
4300 Professional Services						
8000 General Fund	-	-	500,000	500,000	500,000	-
3200 Other Funds Non-Ltd	-	300,742	-	300,742	300,742	300,742
3400 Other Funds Ltd	16,912	139,149	300,000	439,149	439,149	130,861
All Funds	16,912	439,891	800,000	1,239,891	1,239,891	431,603
4315 IT Professional Services						
8000 General Fund	-	20,000	-	20,000	20,000	-
3400 Other Funds Ltd	59,615	160,800	-	160,800	160,800	-
All Funds	59,615	180,800	-	180,800	180,800	-
4325 Attorney General						
8000 General Fund	-	10,000	-	10,000	10,000	-
3200 Other Funds Non-Ltd	1,134	404,468	-	404,468	404,468	404,468
3400 Other Funds Ltd	49,706	216,055	20,000	236,055	236,055	124,711
All Funds	50,840	630,523	20,000	650,523	650,523	529,179
4375 Employee Recruitment and Develop						
8000 General Fund	-	3,000	-	3,000	3,000	-
3400 Other Funds Ltd	-	11,180	-	11,180	11,180	9,425
All Funds	-	14,180	-	14,180	14,180	9,425

Agency Worksheet - Revenues & Expenditures
 2023-25 Biennium
 Energy Development Services

Version: V - 01 - Agency Request Budget
 Cross Reference Number: 33000-200-00-00-00000

DESCRIPTION	2019-21 Actuals	2021-23 Leg Adopted Budget	2021-23 Emergency Boards	2021-23 Leg Approved Budget	2023-25 Base Budget	2023-25 Current Service Level
4400 Dues and Subscriptions						
3400 Other Funds Ltd	240	845	-	845	845	709
4450 Fuels and Utilities						
3400 Other Funds Ltd	-	46	-	46	46	48
4475 Facilities Maintenance						
3400 Other Funds Ltd	-	274	-	274	274	286
4575 Agency Program Related S and S						
8000 General Fund	-	217,620	-	217,620	217,620	-
3200 Other Funds Non-Ltd	-	47,876	-	47,876	47,876	47,876
3400 Other Funds Ltd	4,788	373,886	49,116	423,002	423,002	134,348
All Funds	4,788	639,382	49,116	688,498	688,498	182,224
4650 Other Services and Supplies						
8000 General Fund	-	4,457	-	4,457	4,457	-
3200 Other Funds Non-Ltd	184,409	141,516	-	141,516	141,516	141,516
3400 Other Funds Ltd	1,986	53,130	-	53,130	53,130	37,856
All Funds	186,395	199,103	-	199,103	199,103	179,372
4715 IT Expendable Property						
8000 General Fund	-	9,000	-	9,000	9,000	-
3400 Other Funds Ltd	2,546	21,893	18,000	39,893	39,893	931
All Funds	2,546	30,893	18,000	48,893	48,893	931
TOTAL SERVICES & SUPPLIES						

Agency Worksheet - Revenues & Expenditures
 2023-25 Biennium
 Energy Development Services

Version: V - 01 - Agency Request Budget
 Cross Reference Number: 33000-200-00-00-00000

DESCRIPTION	2019-21 Actuals	2021-23 Leg Adopted Budget	2021-23 Emergency Boards	2021-23 Leg Approved Budget	2023-25 Base Budget	2023-25 Current Service Level
8000 General Fund	-	301,159	500,000	801,159	801,159	-
3200 Other Funds Non-Ltd	225,944	1,128,074	-	1,128,074	1,126,131	1,126,131
3400 Other Funds Ltd	208,409	1,098,194	425,241	1,523,435	1,523,435	542,467
TOTAL SERVICES & SUPPLIES	\$434,353	\$2,527,427	\$925,241	\$3,452,668	\$3,450,725	\$1,668,598
SPECIAL PAYMENTS						
6025 Dist to Other Gov Unit						
8000 General Fund	-	-	2,000,000	2,000,000	2,000,000	-
3400 Other Funds Ltd	251,600	-	-	-	-	-
All Funds	251,600	-	2,000,000	2,000,000	2,000,000	-
6030 Dist to Non-Gov Units						
3400 Other Funds Ltd	-	88,719	-	88,719	88,719	92,445
6035 Dist to Individuals						
8000 General Fund	-	10,000,000	-	10,000,000	10,000,000	-
6060 Intra-Agency Gen Fund Transfer						
8000 General Fund	1,940,000	60,000,000	33,500,000	93,500,000	95,000,000	1,500,000
6085 Other Special Payments						
3400 Other Funds Ltd	3,949,954	37,154,424	16,000,000	53,154,424	53,154,424	23,666,024
TOTAL SPECIAL PAYMENTS						
8000 General Fund	1,940,000	70,000,000	35,500,000	105,500,000	107,000,000	1,500,000
3400 Other Funds Ltd	4,201,554	37,243,143	16,000,000	53,243,143	53,243,143	23,758,469

Agency Worksheet - Revenues & Expenditures
 2023-25 Biennium
 Energy Development Services

Version: V - 01 - Agency Request Budget
 Cross Reference Number: 33000-200-00-00-00000

DESCRIPTION	2019-21 Actuals	2021-23 Leg Adopted Budget	2021-23 Emergency Boards	2021-23 Leg Approved Budget	2023-25 Base Budget	2023-25 Current Service Level
TOTAL SPECIAL PAYMENTS	\$6,141,554	\$107,243,143	\$51,500,000	\$158,743,143	\$160,243,143	\$25,258,469
DEBT SERVICE						
7050 Pmt To Ret Bond Escrow						
3230 Other Funds Debt Svc Non-Ltd	24,315,000	-	-	-	-	-
7100 Principal - Bonds						
8030 General Fund Debt Svc	-	2,300,000	(2,300,000)	-	-	-
4430 Lottery Funds Debt Svc Ltd	2,697,752	2,829,590	-	2,829,590	1,400,230	1,400,230
3230 Other Funds Debt Svc Non-Ltd	32,380,000	23,680,000	-	23,680,000	22,825,000	22,825,000
3430 Other Funds Debt Svc Ltd	-	-	2,953,402	2,953,402	2,953,402	-
All Funds	35,077,752	28,809,590	653,402	29,462,992	27,178,632	24,225,230
7150 Interest - Bonds						
8030 General Fund Debt Svc	-	1,200,000	(1,200,000)	-	-	-
4430 Lottery Funds Debt Svc Ltd	325,610	192,980	-	192,980	38,930	38,930
3230 Other Funds Debt Svc Non-Ltd	9,932,841	6,851,300	-	6,851,300	5,405,578	5,405,578
3430 Other Funds Debt Svc Ltd	-	-	546,598	546,598	546,598	-
All Funds	10,258,451	8,244,280	(653,402)	7,590,878	5,991,106	5,444,508
TOTAL DEBT SERVICE						
8030 General Fund Debt Svc	-	3,500,000	(3,500,000)	-	-	-
4430 Lottery Funds Debt Svc Ltd	3,023,362	3,022,570	-	3,022,570	1,439,160	1,439,160
3230 Other Funds Debt Svc Non-Ltd	66,627,841	30,531,300	-	30,531,300	28,230,578	28,230,578

Agency Worksheet - Revenues & Expenditures
 2023-25 Biennium
 Energy Development Services

Version: V - 01 - Agency Request Budget
 Cross Reference Number: 33000-200-00-00-00000

DESCRIPTION	2019-21 Actuals	2021-23 Leg Adopted Budget	2021-23 Emergency Boards	2021-23 Leg Approved Budget	2023-25 Base Budget	2023-25 Current Service Level
3430 Other Funds Debt Svc Ltd	-	-	3,500,000	3,500,000	3,500,000	-
TOTAL DEBT SERVICE	\$69,651,203	\$37,053,870	-	\$37,053,870	\$33,169,738	\$29,669,738
EXPENDITURES						
8000 General Fund	1,940,000	70,831,296	36,031,457	106,862,753	107,819,473	1,500,000
8030 General Fund Debt Svc	-	3,500,000	(3,500,000)	-	-	-
4430 Lottery Funds Debt Svc Ltd	3,023,362	3,022,570	-	3,022,570	1,439,160	1,439,160
3200 Other Funds Non-Ltd	225,944	1,128,074	-	1,128,074	1,126,131	1,126,131
3230 Other Funds Debt Svc Non-Ltd	66,627,841	30,531,300	-	30,531,300	28,230,578	28,230,578
3400 Other Funds Ltd	5,112,164	40,796,936	17,043,474	57,840,410	57,130,684	26,651,318
3430 Other Funds Debt Svc Ltd	-	-	3,500,000	3,500,000	3,500,000	-
TOTAL EXPENDITURES	\$76,929,311	\$149,810,176	\$53,074,931	\$202,885,107	\$199,246,026	\$58,947,187
ENDING BALANCE						
8000 General Fund	-	-	-	-	-	-
8030 General Fund Debt Svc	-	-	-	-	-	-
4430 Lottery Funds Debt Svc Ltd	-	-	-	-	5,345	5,345
3200 Other Funds Non-Ltd	2,791,422	1,960,020	-	1,960,020	1,961,963	1,961,963
3230 Other Funds Debt Svc Non-Ltd	3,612,865	112,865	-	112,865	3,913,587	3,913,587
3400 Other Funds Ltd	3,546,346	24,874,335	12,695,660	37,569,995	84,855,429	25,334,795
3430 Other Funds Debt Svc Ltd	-	-	-	-	-	-
TOTAL ENDING BALANCE	\$9,950,633	\$26,947,220	\$12,695,660	\$39,642,880	\$90,736,324	\$31,215,690

<i>DESCRIPTION</i>	<i>2019-21 Actuals</i>	<i>2021-23 Leg Adopted Budget</i>	<i>2021-23 Emergency Boards</i>	<i>2021-23 Leg Approved Budget</i>	<i>2023-25 Base Budget</i>	<i>2023-25 Current Service Level</i>
--------------------	------------------------	---------------------------------------	---	--	--------------------------------	--

AUTHORIZED POSITIONS

8150 Class/Unclass Positions	7	15	4	19	9	9
------------------------------	---	----	---	----	---	---

AUTHORIZED FTE POSITIONS

8250 Class/Unclass FTE Positions	5.25	14.00	2.50	16.50	8.50	8.50
----------------------------------	------	-------	------	-------	------	------

DESCRIPTION	2019-21 Actuals	2021-23 Leg Adopted Budget	2021-23 Emergency Boards	2021-23 Leg Approved Budget	2023-25 Base Budget	2023-25 Current Service Level
BEGINNING BALANCE						
0025 Beginning Balance						
3400 Other Funds Ltd	141,093	31,155	-	31,155	131,155	131,155
6400 Federal Funds Ltd	25,866	29,870	-	29,870	29,870	29,870
All Funds	166,959	61,025	-	61,025	161,025	161,025
0030 Beginning Balance Adjustment						
3400 Other Funds Ltd	(80,000)	19,000	-	19,000	19,000	19,000
6400 Federal Funds Ltd	(20,058)	23,682	38,345	62,027	442,475	442,475
All Funds	(100,058)	42,682	38,345	81,027	461,475	461,475
TOTAL BEGINNING BALANCE						
3400 Other Funds Ltd	61,093	50,155	-	50,155	150,155	150,155
6400 Federal Funds Ltd	5,808	53,552	38,345	91,897	472,345	472,345
TOTAL BEGINNING BALANCE	\$66,901	\$103,707	\$38,345	\$142,052	\$622,500	\$622,500

REVENUE CATEGORIES

GENERAL FUND APPROPRIATION

0050 General Fund Appropriation

8000 General Fund	-	80,092	2,944	83,036	86,768	82,333
-------------------	---	--------	-------	--------	--------	--------

LICENSES AND FEES

0205 Business Lic and Fees

3400 Other Funds Ltd	37,030	45,000	-	45,000	45,000	45,000
----------------------	--------	--------	---	--------	--------	--------

DESCRIPTION	2019-21 Actuals	2021-23 Leg Adopted Budget	2021-23 Emergency Boards	2021-23 Leg Approved Budget	2023-25 Base Budget	2023-25 Current Service Level
CHARGES FOR SERVICES						
0410 Charges for Services						
3400 Other Funds Ltd	526,304	471,798	-	471,798	471,798	471,798
FEDERAL FUNDS REVENUE						
0995 Federal Funds						
6400 Federal Funds Ltd	2,064,177	2,154,439	327,996	2,482,435	2,482,435	2,673,025
TRANSFERS IN						
1010 Transfer In - Intrafund						
3400 Other Funds Ltd	610,041	721,853	-	721,853	474,360	474,360
REVENUES						
8000 General Fund	-	80,092	2,944	83,036	86,768	82,333
3400 Other Funds Ltd	1,173,375	1,238,651	-	1,238,651	991,158	991,158
6400 Federal Funds Ltd	2,064,177	2,154,439	327,996	2,482,435	2,482,435	2,673,025
TOTAL REVENUES	\$3,237,552	\$3,473,182	\$330,940	\$3,804,122	\$3,560,361	\$3,746,516
TRANSFERS OUT						
2010 Transfer Out - Intrafund						
3400 Other Funds Ltd	(836)	-	-	-	-	-
2020 Transfer Out - Indirect Cost						
3400 Other Funds Ltd	(364,056)	(310,980)	-	(310,980)	(192,017)	(192,017)
6400 Federal Funds Ltd	(709,973)	(613,794)	-	(613,794)	(643,742)	(643,742)

Agency Worksheet - Revenues & Expenditures
 2023-25 Biennium
 Nuclear Safety & Emergency Response

Version: V - 01 - Agency Request Budget
 Cross Reference Number: 33000-300-00-00-00000

DESCRIPTION	2019-21 Actuals	2021-23 Leg Adopted Budget	2021-23 Emergency Boards	2021-23 Leg Approved Budget	2023-25 Base Budget	2023-25 Current Service Level
All Funds	(1,074,029)	(924,774)	-	(924,774)	(835,759)	(835,759)
TOTAL TRANSFERS OUT						
3400 Other Funds Ltd	(364,892)	(310,980)	-	(310,980)	(192,017)	(192,017)
6400 Federal Funds Ltd	(709,973)	(613,794)	-	(613,794)	(643,742)	(643,742)
TOTAL TRANSFERS OUT	(\$1,074,865)	(\$924,774)	-	(\$924,774)	(\$835,759)	(\$835,759)
AVAILABLE REVENUES						
8000 General Fund	-	80,092	2,944	83,036	86,768	82,333
3400 Other Funds Ltd	869,576	977,826	-	977,826	949,296	949,296
6400 Federal Funds Ltd	1,360,012	1,594,197	366,341	1,960,538	2,311,038	2,501,628
TOTAL AVAILABLE REVENUES	\$2,229,588	\$2,652,115	\$369,285	\$3,021,400	\$3,347,102	\$3,533,257
EXPENDITURES						
PERSONAL SERVICES						
SALARIES & WAGES						
3110 Class/Unclass Sal. and Per Diem						
8000 General Fund	-	31,651	1,202	32,853	35,107	35,107
3400 Other Funds Ltd	445,450	409,269	15,506	424,775	432,354	281,313
6400 Federal Funds Ltd	781,945	802,436	170,936	973,372	894,431	1,045,472
All Funds	1,227,395	1,243,356	187,644	1,431,000	1,361,892	1,361,892
3190 All Other Differential						
3400 Other Funds Ltd	-	360	-	360	360	375

DESCRIPTION	2019-21 Actuals	2021-23 Leg Adopted Budget	2021-23 Emergency Boards	2021-23 Leg Approved Budget	2023-25 Base Budget	2023-25 Current Service Level
TOTAL SALARIES & WAGES						
8000 General Fund	-	31,651	1,202	32,853	35,107	35,107
3400 Other Funds Ltd	445,450	409,629	15,506	425,135	432,714	281,688
6400 Federal Funds Ltd	781,945	802,436	170,936	973,372	894,431	1,045,472
TOTAL SALARIES & WAGES	\$1,227,395	\$1,243,716	\$187,644	\$1,431,360	\$1,362,252	\$1,362,267
OTHER PAYROLL EXPENSES						
3210 Empl. Rel. Bd. Assessments						
8000 General Fund	-	9	-	9	8	8
3400 Other Funds Ltd	102	107	-	107	98	63
6400 Federal Funds Ltd	204	232	29	261	212	247
All Funds	306	348	29	377	318	318
3220 Public Employees' Retire Cont						
8000 General Fund	-	5,422	-	5,422	6,291	6,291
3400 Other Funds Ltd	82,946	69,707	-	69,707	77,059	49,995
6400 Federal Funds Ltd	129,489	137,458	18,223	155,681	160,282	187,349
All Funds	212,435	212,587	18,223	230,810	243,632	243,635
3221 Pension Obligation Bond						
8000 General Fund	-	-	1,742	1,742	1,742	1,855
3400 Other Funds Ltd	23,246	23,726	(1,176)	22,550	22,550	22,870
6400 Federal Funds Ltd	44,500	48,314	(4,141)	44,173	44,173	47,272

Agency Worksheet - Revenues & Expenditures
 2023-25 Biennium
 Nuclear Safety & Emergency Response

Version: V - 01 - Agency Request Budget
 Cross Reference Number: 33000-300-00-00-00000

DESCRIPTION	2019-21 Actuals	2021-23 Leg Adopted Budget	2021-23 Emergency Boards	2021-23 Leg Approved Budget	2023-25 Base Budget	2023-25 Current Service Level
All Funds	67,746	72,040	(3,575)	68,465	68,465	71,997
3230 Social Security Taxes						
8000 General Fund	-	2,421	-	2,421	2,686	2,686
3400 Other Funds Ltd	30,947	31,334	-	31,334	33,101	21,548
6400 Federal Funds Ltd	58,765	61,387	8,137	69,524	68,423	79,977
All Funds	89,712	95,142	8,137	103,279	104,210	104,211
3240 Unemployment Assessments						
3400 Other Funds Ltd	-	1,696	-	1,696	1,696	1,767
3241 Paid Family Medical Leave Insurance						
8000 General Fund	-	-	-	-	140	140
3400 Other Funds Ltd	-	-	-	-	1,699	1,098
6400 Federal Funds Ltd	-	-	-	-	3,529	4,130
All Funds	-	-	-	-	5,368	5,368
3250 Worker's Comp. Assess. (WCD)						
8000 General Fund	-	7	-	7	7	7
3400 Other Funds Ltd	87	85	-	85	85	55
6400 Federal Funds Ltd	170	184	23	207	184	214
All Funds	257	276	23	299	276	276
3260 Mass Transit Tax						
8000 General Fund	-	-	-	-	-	211
3400 Other Funds Ltd	2,455	2,458	-	2,458	2,458	2,596

DESCRIPTION	2019-21 Actuals	2021-23 Leg Adopted Budget	2021-23 Emergency Boards	2021-23 Leg Approved Budget	2023-25 Base Budget	2023-25 Current Service Level
All Funds	2,455	2,458	-	2,458	2,458	2,807
3270 Flexible Benefits						
8000 General Fund	-	5,735	-	5,735	5,940	5,940
3400 Other Funds Ltd	67,217	70,730	-	70,730	73,260	47,520
6400 Federal Funds Ltd	187,253	152,927	19,116	172,043	158,400	184,140
All Funds	254,470	229,392	19,116	248,508	237,600	237,600
TOTAL OTHER PAYROLL EXPENSES						
8000 General Fund	-	13,594	1,742	15,336	16,814	17,138
3400 Other Funds Ltd	207,000	199,843	(1,176)	198,667	212,006	147,512
6400 Federal Funds Ltd	420,381	400,502	41,387	441,889	435,203	503,329
TOTAL OTHER PAYROLL EXPENSES	\$627,381	\$613,939	\$41,953	\$655,892	\$664,023	\$667,979
TOTAL PERSONAL SERVICES						
8000 General Fund	-	45,245	2,944	48,189	51,921	52,245
3400 Other Funds Ltd	652,450	609,472	14,330	623,802	644,720	429,200
6400 Federal Funds Ltd	1,202,326	1,202,938	212,323	1,415,261	1,329,634	1,548,801
TOTAL PERSONAL SERVICES	\$1,854,776	\$1,857,655	\$229,597	\$2,087,252	\$2,026,275	\$2,030,246
SERVICES & SUPPLIES						
4100 Instate Travel						
8000 General Fund	-	1,856	-	1,856	1,856	1,934
3400 Other Funds Ltd	2,241	10,471	-	10,471	10,471	10,911

Agency Worksheet - Revenues & Expenditures
 2023-25 Biennium
 Nuclear Safety & Emergency Response

Version: V - 01 - Agency Request Budget
 Cross Reference Number: 33000-300-00-00-00000

DESCRIPTION	2019-21 Actuals	2021-23 Leg Adopted Budget	2021-23 Emergency Boards	2021-23 Leg Approved Budget	2023-25 Base Budget	2023-25 Current Service Level
6400 Federal Funds Ltd	10,945	16,746	5,333	22,079	22,079	28,563
All Funds	13,186	29,073	5,333	34,406	34,406	41,408
4125 Out of State Travel						
3400 Other Funds Ltd	3,269	26,675	-	26,675	26,675	27,795
6400 Federal Funds Ltd	16,347	75,886	-	75,886	75,886	79,073
All Funds	19,616	102,561	-	102,561	102,561	106,868
4150 Employee Training						
3400 Other Funds Ltd	2,437	349	-	349	349	364
6400 Federal Funds Ltd	820	6,226	94	6,320	6,320	6,683
All Funds	3,257	6,575	94	6,669	6,669	7,047
4175 Office Expenses						
3400 Other Funds Ltd	609	3,070	-	3,070	3,070	3,199
6400 Federal Funds Ltd	771	4,745	83	4,828	4,828	5,117
All Funds	1,380	7,815	83	7,898	7,898	8,316
4200 Telecommunications						
3400 Other Funds Ltd	7,434	5,215	-	5,215	5,215	5,434
6400 Federal Funds Ltd	8,478	5,646	915	6,561	6,561	7,790
All Funds	15,912	10,861	915	11,776	11,776	13,224
4275 Publicity and Publications						
3400 Other Funds Ltd	197	1,848	-	1,848	1,848	1,926
6400 Federal Funds Ltd	197	2,378	25	2,403	2,403	2,530

Agency Worksheet - Revenues & Expenditures
 2023-25 Biennium
 Nuclear Safety & Emergency Response

Version: V - 01 - Agency Request Budget
 Cross Reference Number: 33000-300-00-00-00000

DESCRIPTION	2019-21 Actuals	2021-23 Leg Adopted Budget	2021-23 Emergency Boards	2021-23 Leg Approved Budget	2023-25 Base Budget	2023-25 Current Service Level
All Funds	394	4,226	25	4,251	4,251	4,456
4300 Professional Services						
3400 Other Funds Ltd	23,617	46,645	-	46,645	46,645	50,750
6400 Federal Funds Ltd	23,589	207,421	154,500	361,921	361,921	561,866
All Funds	47,206	254,066	154,500	408,566	408,566	612,616
4315 IT Professional Services						
3400 Other Funds Ltd	10,575	-	-	-	-	-
6400 Federal Funds Ltd	3,525	-	-	-	-	-
All Funds	14,100	-	-	-	-	-
4325 Attorney General						
8000 General Fund	-	5,972	-	5,972	5,972	-
3400 Other Funds Ltd	51,572	30,262	-	30,262	30,262	35,609
6400 Federal Funds Ltd	52,730	367	-	367	367	432
All Funds	104,302	36,601	-	36,601	36,601	36,041
4375 Employee Recruitment and Develop						
3400 Other Funds Ltd	-	2,608	-	2,608	2,608	2,718
6400 Federal Funds Ltd	-	324	-	324	324	338
All Funds	-	2,932	-	2,932	2,932	3,056
4400 Dues and Subscriptions						
3400 Other Funds Ltd	100	52	-	52	52	54
6400 Federal Funds Ltd	200	217	13	230	230	254

Agency Worksheet - Revenues & Expenditures
 2023-25 Biennium
 Nuclear Safety & Emergency Response

Version: V - 01 - Agency Request Budget
 Cross Reference Number: 33000-300-00-00-00000

DESCRIPTION	2019-21 Actuals	2021-23 Leg Adopted Budget	2021-23 Emergency Boards	2021-23 Leg Approved Budget	2023-25 Base Budget	2023-25 Current Service Level
All Funds	300	269	13	282	282	308
4425 Facilities Rental and Taxes						
6400 Federal Funds Ltd	900	-	-	-	-	-
4450 Fuels and Utilities						
3400 Other Funds Ltd	-	196	-	196	196	204
4475 Facilities Maintenance						
3400 Other Funds Ltd	1,051	4,172	-	4,172	4,172	4,347
6400 Federal Funds Ltd	1,051	2,003	-	2,003	2,003	2,087
All Funds	2,102	6,175	-	6,175	6,175	6,434
4575 Agency Program Related S and S						
8000 General Fund	-	27,019	-	27,019	27,019	28,154
3400 Other Funds Ltd	928	30,880	-	30,880	30,880	32,177
6400 Federal Funds Ltd	1,133	8,537	125	8,662	8,662	9,156
All Funds	2,061	66,436	125	66,561	66,561	69,487
4650 Other Services and Supplies						
3400 Other Funds Ltd	6	16,197	-	16,197	16,197	16,877
4715 IT Expendable Property						
3400 Other Funds Ltd	2,784	4,115	-	4,115	4,115	4,288
TOTAL SERVICES & SUPPLIES						
8000 General Fund	-	34,847	-	34,847	34,847	30,088
3400 Other Funds Ltd	106,820	182,755	-	182,755	182,755	196,653

DESCRIPTION	2019-21 Actuals	2021-23 Leg Adopted Budget	2021-23 Emergency Boards	2021-23 Leg Approved Budget	2023-25 Base Budget	2023-25 Current Service Level
6400 Federal Funds Ltd	120,686	330,496	161,088	491,584	491,584	703,889
TOTAL SERVICES & SUPPLIES	\$227,506	\$548,098	\$161,088	\$709,186	\$709,186	\$930,630
SPECIAL PAYMENTS						
6020 Dist to Counties						
3400 Other Funds Ltd	24,000	32,925	-	32,925	32,925	34,308
6400 Federal Funds Ltd	28,000	23,693	-	23,693	23,693	24,688
All Funds	52,000	56,618	-	56,618	56,618	58,996
6048 Spc Pmt to Public Universities						
3400 Other Funds Ltd	10,721	1,690	-	1,690	1,690	1,761
6085 Other Special Payments						
3400 Other Funds Ltd	-	1,202	-	1,202	1,202	1,252
6400 Federal Funds Ltd	-	-	15,000	15,000	15,000	31,260
All Funds	-	1,202	15,000	16,202	16,202	32,512
6443 Spc Pmt to Oregon Health Authority						
3400 Other Funds Ltd	64,826	74,000	-	74,000	74,000	74,000
6400 Federal Funds Ltd	9,000	15,000	-	15,000	15,000	15,000
All Funds	73,826	89,000	-	89,000	89,000	89,000
TOTAL SPECIAL PAYMENTS						
3400 Other Funds Ltd	99,547	109,817	-	109,817	109,817	111,321
6400 Federal Funds Ltd	37,000	38,693	15,000	53,693	53,693	70,948

DESCRIPTION	2019-21 Actuals	2021-23 Leg Adopted Budget	2021-23 Emergency Boards	2021-23 Leg Approved Budget	2023-25 Base Budget	2023-25 Current Service Level
TOTAL SPECIAL PAYMENTS	\$136,547	\$148,510	\$15,000	\$163,510	\$163,510	\$182,269
EXPENDITURES						
8000 General Fund	-	80,092	2,944	83,036	86,768	82,333
3400 Other Funds Ltd	858,817	902,044	14,330	916,374	937,292	737,174
6400 Federal Funds Ltd	1,360,012	1,572,127	388,411	1,960,538	1,874,911	2,323,638
TOTAL EXPENDITURES	\$2,218,829	\$2,554,263	\$405,685	\$2,959,948	\$2,898,971	\$3,143,145
ENDING BALANCE						
8000 General Fund	-	-	-	-	-	-
3400 Other Funds Ltd	10,759	75,782	(14,330)	61,452	12,004	212,122
6400 Federal Funds Ltd	-	22,070	(22,070)	-	436,127	177,990
TOTAL ENDING BALANCE	\$10,759	\$97,852	(\$36,400)	\$61,452	\$448,131	\$390,112
AUTHORIZED POSITIONS						
8150 Class/Unclass Positions	6	6	-	6	6	6
AUTHORIZED FTE POSITIONS						
8250 Class/Unclass FTE Positions	6.00	6.00	-	6.00	6.00	6.00

DESCRIPTION	2019-21 Actuals	2021-23 Leg Adopted Budget	2021-23 Emergency Boards	2021-23 Leg Approved Budget	2023-25 Base Budget	2023-25 Current Service Level
BEGINNING BALANCE						
0025 Beginning Balance						
3400 Other Funds Ltd	726,183	322,490	-	322,490	322,490	322,490
0030 Beginning Balance Adjustment						
3400 Other Funds Ltd	1	900,320	-	900,320	900,320	900,320
TOTAL BEGINNING BALANCE						
3400 Other Funds Ltd	726,184	1,222,810	-	1,222,810	1,222,810	1,222,810
TOTAL BEGINNING BALANCE	\$726,184	\$1,222,810	-	\$1,222,810	\$1,222,810	\$1,222,810

REVENUE CATEGORIES

LICENSES AND FEES

0205 Business Lic and Fees

3400 Other Funds Ltd	4,717,856	5,132,256	-	5,132,256	5,132,256	5,132,256
----------------------	-----------	-----------	---	-----------	-----------	-----------

CHARGES FOR SERVICES

0410 Charges for Services

3400 Other Funds Ltd	16,900	950,331	-	950,331	950,331	950,331
----------------------	--------	---------	---	---------	---------	---------

FINES, RENTS AND ROYALTIES

0505 Fines and Forfeitures

3400 Other Funds Ltd	1,732	5,700	-	5,700	5,700	5,700
----------------------	-------	-------	---	-------	-------	-------

FEDERAL FUNDS REVENUE

0995 Federal Funds

Agency Worksheet - Revenues & Expenditures
 2023-25 Biennium
 Energy Facility Siting

Version: V - 01 - Agency Request Budget
 Cross Reference Number: 33000-400-00-00-00000

DESCRIPTION	2019-21 Actuals	2021-23 Leg Adopted Budget	2021-23 Emergency Boards	2021-23 Leg Approved Budget	2023-25 Base Budget	2023-25 Current Service Level
6400 Federal Funds Ltd	312,793	113,666	-	113,666	113,666	-
TRANSFERS IN						
1010 Transfer In - Intrafund						
3400 Other Funds Ltd	2,697,015	2,298,079	-	2,298,079	2,801,700	2,801,700
REVENUES						
3400 Other Funds Ltd	7,433,503	8,386,366	-	8,386,366	8,889,987	8,889,987
6400 Federal Funds Ltd	312,793	113,666	-	113,666	113,666	-
TOTAL REVENUES	\$7,746,296	\$8,500,032	-	\$8,500,032	\$9,003,653	\$8,889,987
TRANSFERS OUT						
2010 Transfer Out - Intrafund						
3400 Other Funds Ltd	(1,033,003)	(550,000)	-	(550,000)	(550,000)	(550,000)
2020 Transfer Out - Indirect Cost						
3400 Other Funds Ltd	(1,617,670)	(1,801,829)	-	(1,801,829)	(1,649,970)	(1,649,970)
6400 Federal Funds Ltd	(26,847)	-	-	-	-	-
All Funds	(1,644,517)	(1,801,829)	-	(1,801,829)	(1,649,970)	(1,649,970)
TOTAL TRANSFERS OUT						
3400 Other Funds Ltd	(2,650,673)	(2,351,829)	-	(2,351,829)	(2,199,970)	(2,199,970)
6400 Federal Funds Ltd	(26,847)	-	-	-	-	-
TOTAL TRANSFERS OUT	(\$2,677,520)	(\$2,351,829)	-	(\$2,351,829)	(\$2,199,970)	(\$2,199,970)

AVAILABLE REVENUES

Agency Worksheet - Revenues & Expenditures
 2023-25 Biennium
 Energy Facility Siting

Version: V - 01 - Agency Request Budget
 Cross Reference Number: 33000-400-00-00-00000

DESCRIPTION	2019-21 Actuals	2021-23 Leg Adopted Budget	2021-23 Emergency Boards	2021-23 Leg Approved Budget	2023-25 Base Budget	2023-25 Current Service Level
3400 Other Funds Ltd	5,509,014	7,257,347	-	7,257,347	7,912,827	7,912,827
6400 Federal Funds Ltd	285,946	113,666	-	113,666	113,666	-
TOTAL AVAILABLE REVENUES	\$5,794,960	\$7,371,013	-	\$7,371,013	\$8,026,493	\$7,912,827

EXPENDITURES

PERSONAL SERVICES

SALARIES & WAGES

3110 Class/Unclass Sal. and Per Diem

3400 Other Funds Ltd	1,797,041	2,330,628	135,758	2,466,386	2,171,844	2,171,844
6400 Federal Funds Ltd	29,598	-	-	-	-	-
All Funds	1,826,639	2,330,628	135,758	2,466,386	2,171,844	2,171,844

3160 Temporary Appointments

3400 Other Funds Ltd	3,829	1,435	-	1,435	1,435	1,495
----------------------	-------	-------	---	-------	-------	-------

3190 All Other Differential

3400 Other Funds Ltd	11,214	2,792	-	2,792	2,792	2,909
6400 Federal Funds Ltd	559	-	-	-	-	-
All Funds	11,773	2,792	-	2,792	2,792	2,909

TOTAL SALARIES & WAGES

3400 Other Funds Ltd	1,812,084	2,334,855	135,758	2,470,613	2,176,071	2,176,248
6400 Federal Funds Ltd	30,157	-	-	-	-	-

TOTAL SALARIES & WAGES	\$1,842,241	\$2,334,855	\$135,758	\$2,470,613	\$2,176,071	\$2,176,248
-----------------------------------	--------------------	--------------------	------------------	--------------------	--------------------	--------------------

DESCRIPTION	2019-21 Actuals	2021-23 Leg Adopted Budget	2021-23 Emergency Boards	2021-23 Leg Approved Budget	2023-25 Base Budget	2023-25 Current Service Level
OTHER PAYROLL EXPENSES						
3210 Empl. Rel. Bd. Assessments						
3400 Other Funds Ltd	522	754	-	754	583	583
6400 Federal Funds Ltd	9	-	-	-	-	-
All Funds	531	754	-	754	583	583
3220 Public Employees' Retire Cont						
3400 Other Funds Ltd	283,462	398,800	-	398,800	388,739	388,760
6400 Federal Funds Ltd	3,920	-	-	-	-	-
All Funds	287,382	398,800	-	398,800	388,739	388,760
3221 Pension Obligation Bond						
3400 Other Funds Ltd	100,121	120,680	7,773	128,453	128,453	114,934
6400 Federal Funds Ltd	1,345	-	-	-	-	-
All Funds	101,466	120,680	7,773	128,453	128,453	114,934
3230 Social Security Taxes						
3400 Other Funds Ltd	138,515	178,613	-	178,613	166,468	166,482
6400 Federal Funds Ltd	2,214	-	-	-	-	-
All Funds	140,729	178,613	-	178,613	166,468	166,482
3240 Unemployment Assessments						
3400 Other Funds Ltd	-	2,630	-	2,630	2,630	2,738
3241 Paid Family Medical Leave Insurance						
3400 Other Funds Ltd	-	-	-	-	8,607	8,607

DESCRIPTION	2019-21 Actuals	2021-23 Leg Adopted Budget	2021-23 Emergency Boards	2021-23 Leg Approved Budget	2023-25 Base Budget	2023-25 Current Service Level
3250 Worker's Comp. Assess. (WCD)						
3400 Other Funds Ltd	420	598	-	598	506	506
6400 Federal Funds Ltd	7	-	-	-	-	-
All Funds	427	598	-	598	506	506
3260 Mass Transit Tax						
3400 Other Funds Ltd	10,907	12,510	-	12,510	12,510	13,057
3270 Flexible Benefits						
3400 Other Funds Ltd	388,920	497,016	-	497,016	435,600	435,600
6400 Federal Funds Ltd	7,811	-	-	-	-	-
All Funds	396,731	497,016	-	497,016	435,600	435,600
TOTAL OTHER PAYROLL EXPENSES						
3400 Other Funds Ltd	922,867	1,211,601	7,773	1,219,374	1,144,096	1,131,267
6400 Federal Funds Ltd	15,306	-	-	-	-	-
TOTAL OTHER PAYROLL EXPENSES	\$938,173	\$1,211,601	\$7,773	\$1,219,374	\$1,144,096	\$1,131,267
P.S. BUDGET ADJUSTMENTS						
3455 Vacancy Savings						
3400 Other Funds Ltd	-	(18,318)	-	(18,318)	(18,318)	(86,048)
3465 Reconciliation Adjustment						
3400 Other Funds Ltd	-	3,161	-	3,161	-	-
TOTAL P.S. BUDGET ADJUSTMENTS						

DESCRIPTION	2019-21 Actuals	2021-23 Leg Adopted Budget	2021-23 Emergency Boards	2021-23 Leg Approved Budget	2023-25 Base Budget	2023-25 Current Service Level
3400 Other Funds Ltd	-	(15,157)	-	(15,157)	(18,318)	(86,048)
TOTAL P.S. BUDGET ADJUSTMENTS	-	(\$15,157)	-	(\$15,157)	(\$18,318)	(\$86,048)
TOTAL PERSONAL SERVICES						
3400 Other Funds Ltd	2,734,951	3,531,299	143,531	3,674,830	3,301,849	3,221,467
6400 Federal Funds Ltd	45,463	-	-	-	-	-
TOTAL PERSONAL SERVICES	\$2,780,414	\$3,531,299	\$143,531	\$3,674,830	\$3,301,849	\$3,221,467
SERVICES & SUPPLIES						
4100 Instate Travel						
3400 Other Funds Ltd	36,862	108,932	-	108,932	108,932	104,824
4125 Out of State Travel						
3400 Other Funds Ltd	-	5,966	-	5,966	5,966	6,217
6400 Federal Funds Ltd	553	-	-	-	-	-
All Funds	553	5,966	-	5,966	5,966	6,217
4150 Employee Training						
3400 Other Funds Ltd	1,533	27,788	-	27,788	27,788	25,829
4175 Office Expenses						
3400 Other Funds Ltd	7,307	32,256	-	32,256	32,256	31,735
4250 Data Processing						
3400 Other Funds Ltd	2,450	-	-	-	-	-
4275 Publicity and Publications						

Agency Worksheet - Revenues & Expenditures
 2023-25 Biennium
 Energy Facility Siting

Version: V - 01 - Agency Request Budget
 Cross Reference Number: 33000-400-00-00-00000

DESCRIPTION	2019-21 Actuals	2021-23 Leg Adopted Budget	2021-23 Emergency Boards	2021-23 Leg Approved Budget	2023-25 Base Budget	2023-25 Current Service Level
3400 Other Funds Ltd	11,244	28,678	-	28,678	28,678	28,934
4300 Professional Services						
3400 Other Funds Ltd	283,023	1,007,967	-	1,007,967	1,007,967	1,075,422
4315 IT Professional Services						
3400 Other Funds Ltd	5,034	-	-	-	-	-
4325 Attorney General						
3400 Other Funds Ltd	731,170	724,596	-	724,596	724,596	778,442
4400 Dues and Subscriptions						
3400 Other Funds Ltd	570	2,048	-	2,048	2,048	2,134
4425 Facilities Rental and Taxes						
3400 Other Funds Ltd	2,712	586	-	586	586	-
4475 Facilities Maintenance						
3400 Other Funds Ltd	23	-	-	-	-	-
4575 Agency Program Related S and S						
3400 Other Funds Ltd	109,435	83,525	-	83,525	83,525	86,577
4650 Other Services and Supplies						
3400 Other Funds Ltd	386	19,453	-	19,453	19,453	20,250
4715 IT Expendable Property						
3400 Other Funds Ltd	13,640	25,967	-	25,967	25,967	24,468
TOTAL SERVICES & SUPPLIES						
3400 Other Funds Ltd	1,205,389	2,067,762	-	2,067,762	2,067,762	2,184,832

DESCRIPTION	2019-21 Actuals	2021-23 Leg Adopted Budget	2021-23 Emergency Boards	2021-23 Leg Approved Budget	2023-25 Base Budget	2023-25 Current Service Level
6400 Federal Funds Ltd	553	-	-	-	-	-
TOTAL SERVICES & SUPPLIES	\$1,205,942	\$2,067,762	-	\$2,067,762	\$2,067,762	\$2,184,832
SPECIAL PAYMENTS						
6015 Dist to Cities						
3400 Other Funds Ltd	-	15,720	-	15,720	15,720	16,380
6020 Dist to Counties						
3400 Other Funds Ltd	2,766	86,981	-	86,981	86,981	90,634
6025 Dist to Other Gov Unit						
3400 Other Funds Ltd	4,766	-	-	-	-	-
6048 Spc Pmt to Public Universities						
6400 Federal Funds Ltd	159,576	-	-	-	-	-
6085 Other Special Payments						
3400 Other Funds Ltd	443	122,686	-	122,686	107,686	112,209
6400 Federal Funds Ltd	-	113,666	-	113,666	113,666	-
All Funds	443	236,352	-	236,352	221,352	112,209
6109 Spc Pmt to Aviation, Dept of						
3400 Other Funds Ltd	12,160	-	-	-	15,000	15,000
6141 Spc Pmt to Lands, Dept of State						
3400 Other Funds Ltd	10,084	-	-	-	-	-
6603 Spc Pmt to Agriculture, Dept of						

Energy, Dept of

Agency Number: 33000

**Agency Worksheet - Revenues & Expenditures
2023-25 Biennium
Energy Facility Siting**

**Version: V - 01 - Agency Request Budget
Cross Reference Number: 33000-400-00-00-00000**

DESCRIPTION	2019-21 Actuals	2021-23 Leg Adopted Budget	2021-23 Emergency Boards	2021-23 Leg Approved Budget	2023-25 Base Budget	2023-25 Current Service Level
3400 Other Funds Ltd	30,000	-	-	-	-	-
6632 Spc Pmt to Geology/Mineral Ind						
3400 Other Funds Ltd	17,952	23,602	-	23,602	23,602	23,602
6635 Spc Pmt to Fish/Wildlife, Dept of						
3400 Other Funds Ltd	96,137	89,974	-	89,974	89,974	89,974
6660 Spc Pmt to Land Conservation Dev						
3400 Other Funds Ltd	10,251	-	-	-	-	-
6400 Federal Funds Ltd	80,354	-	-	-	-	-
All Funds	90,605	-	-	-	-	-
6730 Spc Pmt to Transportation, Dept						
3400 Other Funds Ltd	71	-	-	-	-	-
TOTAL SPECIAL PAYMENTS						
3400 Other Funds Ltd	184,630	338,963	-	338,963	338,963	347,799
6400 Federal Funds Ltd	239,930	113,666	-	113,666	113,666	-
TOTAL SPECIAL PAYMENTS	\$424,560	\$452,629	-	\$452,629	\$452,629	\$347,799
EXPENDITURES						
3400 Other Funds Ltd	4,124,970	5,938,024	143,531	6,081,555	5,708,574	5,754,098
6400 Federal Funds Ltd	285,946	113,666	-	113,666	113,666	-
TOTAL EXPENDITURES	\$4,410,916	\$6,051,690	\$143,531	\$6,195,221	\$5,822,240	\$5,754,098
ENDING BALANCE						

<i>DESCRIPTION</i>	<i>2019-21 Actuals</i>	<i>2021-23 Leg Adopted Budget</i>	<i>2021-23 Emergency Boards</i>	<i>2021-23 Leg Approved Budget</i>	<i>2023-25 Base Budget</i>	<i>2023-25 Current Service Level</i>
3400 Other Funds Ltd	1,384,044	1,319,323	(143,531)	1,175,792	2,204,253	2,158,729
6400 Federal Funds Ltd	-	-	-	-	-	-
TOTAL ENDING BALANCE	\$1,384,044	\$1,319,323	(\$143,531)	\$1,175,792	\$2,204,253	\$2,158,729
AUTHORIZED POSITIONS						
8150 Class/Unclass Positions	13	13	-	13	11	11
AUTHORIZED FTE POSITIONS						
8250 Class/Unclass FTE Positions	13.00	13.00	-	13.00	11.00	11.00

DESCRIPTION	2019-21 Actuals	2021-23 Leg Adopted Budget	2021-23 Emergency Boards	2021-23 Leg Approved Budget	2023-25 Base Budget	2023-25 Current Service Level
BEGINNING BALANCE						
0025 Beginning Balance						
3400 Other Funds Ltd	2,868,455	2,881,003	-	2,881,003	2,881,003	2,881,003
6400 Federal Funds Ltd	4,868	-	-	-	-	-
All Funds	2,873,323	2,881,003	-	2,881,003	2,881,003	2,881,003
0030 Beginning Balance Adjustment						
3400 Other Funds Ltd	79,999	613,533	-	613,533	613,533	613,533
TOTAL BEGINNING BALANCE						
3400 Other Funds Ltd	2,948,454	3,494,536	-	3,494,536	3,494,536	3,494,536
6400 Federal Funds Ltd	4,868	-	-	-	-	-
TOTAL BEGINNING BALANCE	\$2,953,322	\$3,494,536	-	\$3,494,536	\$3,494,536	\$3,494,536

REVENUE CATEGORIES

LICENSES AND FEES

0205 Business Lic and Fees

3400 Other Funds Ltd	2,159	-	-	-	-	-
----------------------	-------	---	---	---	---	---

CHARGES FOR SERVICES

0410 Charges for Services

3400 Other Funds Ltd	331,965	-	-	-	-	-
----------------------	---------	---	---	---	---	---

0415 Admin and Service Charges

3400 Other Funds Ltd	13,971,692	15,643,031	-	15,643,031	16,697,935	16,697,935
----------------------	------------	------------	---	------------	------------	------------

DESCRIPTION	2019-21 Actuals	2021-23 Leg Adopted Budget	2021-23 Emergency Boards	2021-23 Leg Approved Budget	2023-25 Base Budget	2023-25 Current Service Level
TOTAL CHARGES FOR SERVICES						
3400 Other Funds Ltd	14,303,657	15,643,031	-	15,643,031	16,697,935	16,697,935
TOTAL CHARGES FOR SERVICES	\$14,303,657	\$15,643,031	-	\$15,643,031	\$16,697,935	\$16,697,935
OTHER						
0975 Other Revenues						
3400 Other Funds Ltd	5,949	294,457	-	294,457	294,457	294,457
FEDERAL FUNDS REVENUE						
0995 Federal Funds						
6400 Federal Funds Ltd	440,601	142,622	-	142,622	142,622	27,405
TRANSFERS IN						
1010 Transfer In - Intrafund						
3400 Other Funds Ltd	1,089,524	4,325,161	-	4,325,161	4,893,421	4,893,421
1020 Transfer In - Indirect Cost						
3400 Other Funds Ltd	8,011,167	8,974,163	330,602	9,304,765	8,913,293	8,913,293
1107 Tsfr From Administrative Svcs						
3400 Other Funds Ltd	139,202	-	-	-	-	-
TOTAL TRANSFERS IN						
3400 Other Funds Ltd	9,239,893	13,299,324	330,602	13,629,926	13,806,714	13,806,714
TOTAL TRANSFERS IN	\$9,239,893	\$13,299,324	\$330,602	\$13,629,926	\$13,806,714	\$13,806,714

REVENUES

Agency Worksheet - Revenues & Expenditures
 2023-25 Biennium
 Administrative Services

Version: V - 01 - Agency Request Budget
 Cross Reference Number: 33000-500-00-00-00000

DESCRIPTION	2019-21 Actuals	2021-23 Leg Adopted Budget	2021-23 Emergency Boards	2021-23 Leg Approved Budget	2023-25 Base Budget	2023-25 Current Service Level
3400 Other Funds Ltd	23,551,658	29,236,812	330,602	29,567,414	30,799,106	30,799,106
6400 Federal Funds Ltd	440,601	142,622	-	142,622	142,622	27,405
TOTAL REVENUES	\$23,992,259	\$29,379,434	\$330,602	\$29,710,036	\$30,941,728	\$30,826,511
TRANSFERS OUT						
2010 Transfer Out - Intrafund						
3400 Other Funds Ltd	(10,185,522)	(15,093,032)	-	(15,093,032)	(16,691,879)	(16,691,879)
2020 Transfer Out - Indirect Cost						
3400 Other Funds Ltd	(1,420,288)	(1,356,341)	(69,736)	(1,426,077)	(1,400,037)	(1,400,037)
6400 Federal Funds Ltd	(5,392)	(7,879)	-	(7,879)	(5,358)	(5,358)
All Funds	(1,425,680)	(1,364,220)	(69,736)	(1,433,956)	(1,405,395)	(1,405,395)
TOTAL TRANSFERS OUT	(11,605,810)	(16,449,373)	(69,736)	(16,519,109)	(18,091,916)	(18,091,916)
3400 Other Funds Ltd	(11,605,810)	(16,449,373)	(69,736)	(16,519,109)	(18,091,916)	(18,091,916)
6400 Federal Funds Ltd	(5,392)	(7,879)	-	(7,879)	(5,358)	(5,358)
TOTAL TRANSFERS OUT	(\$11,611,202)	(\$16,457,252)	(\$69,736)	(\$16,526,988)	(\$18,097,274)	(\$18,097,274)
AVAILABLE REVENUES						
3400 Other Funds Ltd	14,894,302	16,281,975	260,866	16,542,841	16,201,726	16,201,726
6400 Federal Funds Ltd	440,077	134,743	-	134,743	137,264	22,047
TOTAL AVAILABLE REVENUES	\$15,334,379	\$16,416,718	\$260,866	\$16,677,584	\$16,338,990	\$16,223,773
EXPENDITURES						
PERSONAL SERVICES						

DESCRIPTION	2019-21 Actuals	2021-23 Leg Adopted Budget	2021-23 Emergency Boards	2021-23 Leg Approved Budget	2023-25 Base Budget	2023-25 Current Service Level
SALARIES & WAGES						
3110 Class/Unclass Sal. and Per Diem						
3400 Other Funds Ltd	5,211,176	5,689,212	377,730	6,066,942	5,922,990	5,922,990
6400 Federal Funds Ltd	5,592	8,712	346	9,058	7,614	7,614
All Funds	5,216,768	5,697,924	378,076	6,076,000	5,930,604	5,930,604
3160 Temporary Appointments						
3400 Other Funds Ltd	19,415	55,719	-	55,719	55,719	58,059
3170 Overtime Payments						
3400 Other Funds Ltd	19	-	-	-	-	-
3190 All Other Differential						
3400 Other Funds Ltd	2,867	-	-	-	-	-
TOTAL SALARIES & WAGES						
3400 Other Funds Ltd	5,233,477	5,744,931	377,730	6,122,661	5,978,709	5,981,049
6400 Federal Funds Ltd	5,592	8,712	346	9,058	7,614	7,614
TOTAL SALARIES & WAGES	\$5,239,069	\$5,753,643	\$378,076	\$6,131,719	\$5,986,323	\$5,988,663
OTHER PAYROLL EXPENSES						
3210 Empl. Rel. Bd. Assessments						
3400 Other Funds Ltd	1,476	1,853	-	1,853	1,639	1,639
6400 Federal Funds Ltd	2	5	-	5	3	3
All Funds	1,478	1,858	-	1,858	1,642	1,642

DESCRIPTION	2019-21 Actuals	2021-23 Leg Adopted Budget	2021-23 Emergency Boards	2021-23 Leg Approved Budget	2023-25 Base Budget	2023-25 Current Service Level
3215 Worker's Comp Ins. (SAIF)						
3400 Other Funds Ltd	-	-	55	55	55	55
3220 Public Employees' Retire Cont						
3400 Other Funds Ltd	871,524	974,561	14,448	989,009	1,061,400	1,061,400
6400 Federal Funds Ltd	1,186	1,492	-	1,492	1,364	1,364
All Funds	872,710	976,053	14,448	990,501	1,062,764	1,062,764
3221 Pension Obligation Bond						
3400 Other Funds Ltd	295,416	325,531	(12,344)	313,187	313,187	313,042
6400 Federal Funds Ltd	334	505	(25)	480	480	402
All Funds	295,750	326,036	(12,369)	313,667	313,667	313,444
3230 Social Security Taxes						
3400 Other Funds Ltd	392,023	433,602	6,452	440,054	450,328	450,507
6400 Federal Funds Ltd	421	666	-	666	582	582
All Funds	392,444	434,268	6,452	440,720	450,910	451,089
3240 Unemployment Assessments						
3400 Other Funds Ltd	72	1,696	-	1,696	1,696	1,767
3241 Paid Family Medical Leave Insurance						
3400 Other Funds Ltd	-	-	-	-	23,009	23,009
6400 Federal Funds Ltd	-	-	-	-	30	30
All Funds	-	-	-	-	23,039	23,039
3250 Worker's Comp. Assess. (WCD)						

DESCRIPTION	2019-21 Actuals	2021-23 Leg Adopted Budget	2021-23 Emergency Boards	2021-23 Leg Approved Budget	2023-25 Base Budget	2023-25 Current Service Level
3400 Other Funds Ltd	1,229	1,470	29	1,499	1,424	1,424
6400 Federal Funds Ltd	1	4	-	4	2	2
All Funds	1,230	1,474	29	1,503	1,426	1,426
3260 Mass Transit Tax						
3400 Other Funds Ltd	31,505	34,242	506	34,748	34,748	35,886
3270 Flexible Benefits						
3400 Other Funds Ltd	1,093,993	1,221,831	31,064	1,252,895	1,225,620	1,225,620
6400 Federal Funds Ltd	1,596	3,186	-	3,186	1,980	1,980
All Funds	1,095,589	1,225,017	31,064	1,256,081	1,227,600	1,227,600
TOTAL OTHER PAYROLL EXPENSES						
3400 Other Funds Ltd	2,687,238	2,994,786	40,210	3,034,996	3,113,106	3,114,349
6400 Federal Funds Ltd	3,540	5,858	(25)	5,833	4,441	4,363
TOTAL OTHER PAYROLL EXPENSES	\$2,690,778	\$3,000,644	\$40,185	\$3,040,829	\$3,117,547	\$3,118,712
P.S. BUDGET ADJUSTMENTS						
3455 Vacancy Savings						
3400 Other Funds Ltd	-	(54,954)	-	(54,954)	(54,954)	(172,096)
3465 Reconciliation Adjustment						
3400 Other Funds Ltd	-	26,182	-	26,182	-	-
TOTAL P.S. BUDGET ADJUSTMENTS						
3400 Other Funds Ltd	-	(28,772)	-	(28,772)	(54,954)	(172,096)

DESCRIPTION	2019-21 Actuals	2021-23 Leg Adopted Budget	2021-23 Emergency Boards	2021-23 Leg Approved Budget	2023-25 Base Budget	2023-25 Current Service Level
TOTAL P.S. BUDGET ADJUSTMENTS	-	(\$28,772)	-	(\$28,772)	(\$54,954)	(\$172,096)
TOTAL PERSONAL SERVICES						
3400 Other Funds Ltd	7,920,715	8,710,945	417,940	9,128,885	9,036,861	8,923,302
6400 Federal Funds Ltd	9,132	14,570	321	14,891	12,055	11,977
TOTAL PERSONAL SERVICES	\$7,929,847	\$8,725,515	\$418,261	\$9,143,776	\$9,048,916	\$8,935,279
SERVICES & SUPPLIES						
4100 Instate Travel						
3400 Other Funds Ltd	23,995	33,191	-	33,191	33,191	34,585
6400 Federal Funds Ltd	112	20,743	-	20,743	20,743	4
All Funds	24,107	53,934	-	53,934	53,934	34,589
4125 Out of State Travel						
3400 Other Funds Ltd	4,290	50,884	-	50,884	50,884	53,021
6400 Federal Funds Ltd	274	1,562	-	1,562	1,562	1,628
All Funds	4,564	52,446	-	52,446	52,446	54,649
4150 Employee Training						
3400 Other Funds Ltd	22,462	54,137	-	54,137	54,137	56,411
6400 Federal Funds Ltd	1,164	1,666	-	1,666	1,666	1,736
All Funds	23,626	55,803	-	55,803	55,803	58,147
4175 Office Expenses						
3400 Other Funds Ltd	58,503	105,400	-	105,400	105,400	109,827

DESCRIPTION	2019-21 Actuals	2021-23 Leg Adopted Budget	2021-23 Emergency Boards	2021-23 Leg Approved Budget	2023-25 Base Budget	2023-25 Current Service Level
4200 Telecommunications						
3400 Other Funds Ltd	171,030	190,326	-	190,326	190,326	198,320
4225 State Gov. Service Charges						
3400 Other Funds Ltd	961,924	763,787	-	763,787	763,787	1,053,197
4250 Data Processing						
3400 Other Funds Ltd	52,741	51,754	-	51,754	51,754	53,928
4275 Publicity and Publications						
3400 Other Funds Ltd	21,822	40,725	-	40,725	40,725	42,436
4300 Professional Services						
3400 Other Funds Ltd	153,559	102,657	-	102,657	102,657	111,691
6400 Federal Funds Ltd	425,346	-	-	-	-	-
All Funds	578,905	102,657	-	102,657	102,657	111,691
4315 IT Professional Services						
3400 Other Funds Ltd	294,675	378,125	-	378,125	378,125	411,400
4325 Attorney General						
3400 Other Funds Ltd	176,340	216,098	-	216,098	216,098	254,282
4375 Employee Recruitment and Develop						
3400 Other Funds Ltd	6,158	18,492	-	18,492	18,492	19,269
4400 Dues and Subscriptions						
3400 Other Funds Ltd	46,762	65,221	-	65,221	65,221	67,960
4425 Facilities Rental and Taxes						

Agency Worksheet - Revenues & Expenditures
 2023-25 Biennium
 Administrative Services

Version: V - 01 - Agency Request Budget
 Cross Reference Number: 33000-500-00-00-00000

DESCRIPTION	2019-21 Actuals	2021-23 Leg Adopted Budget	2021-23 Emergency Boards	2021-23 Leg Approved Budget	2023-25 Base Budget	2023-25 Current Service Level
3400 Other Funds Ltd	1,127,893	1,403,340	-	1,403,340	1,403,340	1,462,280
4450 Fuels and Utilities						
3400 Other Funds Ltd	713	730	-	730	730	761
4475 Facilities Maintenance						
3400 Other Funds Ltd	7,393	14,602	-	14,602	14,602	15,215
4575 Agency Program Related S and S						
3400 Other Funds Ltd	522	28,857	-	28,857	28,857	30,069
6400 Federal Funds Ltd	-	94,478	-	94,478	94,478	-
All Funds	522	123,335	-	123,335	123,335	30,069
4650 Other Services and Supplies						
3400 Other Funds Ltd	4,515	30,342	-	30,342	30,342	24,641
4700 Expendable Prop 250 - 5000						
3400 Other Funds Ltd	1,554	3,129	-	3,129	3,129	3,260
4715 IT Expendable Property						
3400 Other Funds Ltd	211,047	314,815	-	314,815	314,815	328,037
TOTAL SERVICES & SUPPLIES						
3400 Other Funds Ltd	3,347,898	3,866,612	-	3,866,612	3,866,612	4,330,590
6400 Federal Funds Ltd	426,896	118,449	-	118,449	118,449	3,368
TOTAL SERVICES & SUPPLIES	\$3,774,794	\$3,985,061	-	\$3,985,061	\$3,985,061	\$4,333,958

SPECIAL PAYMENTS

DESCRIPTION	2019-21 Actuals	2021-23 Leg Adopted Budget	2021-23 Emergency Boards	2021-23 Leg Approved Budget	2023-25 Base Budget	2023-25 Current Service Level
6020 Dist to Counties						
6400 Federal Funds Ltd	363	-	-	-	-	-
6635 Spc Pmt to Fish/Wildlife, Dept of						
6400 Federal Funds Ltd	3,686	-	-	-	-	-
TOTAL SPECIAL PAYMENTS						
6400 Federal Funds Ltd	4,049	-	-	-	-	-
TOTAL SPECIAL PAYMENTS	\$4,049	-	-	-	-	-
EXPENDITURES						
3400 Other Funds Ltd	11,268,613	12,577,557	417,940	12,995,497	12,903,473	13,253,892
6400 Federal Funds Ltd	440,077	133,019	321	133,340	130,504	15,345
TOTAL EXPENDITURES	\$11,708,690	\$12,710,576	\$418,261	\$13,128,837	\$13,033,977	\$13,269,237
ENDING BALANCE						
3400 Other Funds Ltd	3,625,689	3,704,418	(157,074)	3,547,344	3,298,253	2,947,834
6400 Federal Funds Ltd	-	1,724	(321)	1,403	6,760	6,702
TOTAL ENDING BALANCE	\$3,625,689	\$3,706,142	(\$157,395)	\$3,548,747	\$3,305,013	\$2,954,536
AUTHORIZED POSITIONS						
8150 Class/Unclass Positions	33	33	2	35	32	32
AUTHORIZED FTE POSITIONS						
8250 Class/Unclass FTE Positions	31.77	32.00	0.81	32.81	31.00	31.00

Description	2023-25 Base Budget	Essential Packages	2023-25 Current Service Level	Policy Packages	2023-25 Agency Request Budget
BEGINNING BALANCE					
0025 Beginning Balance					
4430 Lottery Funds Debt Svc Ltd	16,896	-	16,896	-	16,896
3200 Other Funds Non-Ltd	2,988,180	-	2,988,180	-	2,988,180
3230 Other Funds Debt Svc Non-Ltd	350,000	-	350,000	-	350,000
3400 Other Funds Ltd	31,124,022	-	31,124,022	-	31,124,022
6400 Federal Funds Ltd	29,870	-	29,870	-	29,870
All Funds	34,508,968	-	34,508,968	-	34,508,968
0030 Beginning Balance Adjustment					
4430 Lottery Funds Debt Svc Ltd	(11,551)	-	(11,551)	-	(11,551)
3200 Other Funds Non-Ltd	(103,779)	-	(103,779)	-	(103,779)
3230 Other Funds Debt Svc Non-Ltd	3,262,865	-	3,262,865	-	3,262,865
3400 Other Funds Ltd	26,006,227	-	26,006,227	-	26,006,227
6400 Federal Funds Ltd	485,523	-	485,523	-	485,523
All Funds	29,639,285	-	29,639,285	-	29,639,285
TOTAL BEGINNING BALANCE					
4430 Lottery Funds Debt Svc Ltd	5,345	-	5,345	-	5,345
3200 Other Funds Non-Ltd	2,884,401	-	2,884,401	-	2,884,401
3230 Other Funds Debt Svc Non-Ltd	3,612,865	-	3,612,865	-	3,612,865
3400 Other Funds Ltd	57,130,249	-	57,130,249	-	57,130,249
6400 Federal Funds Ltd	515,393	-	515,393	-	515,393
TOTAL BEGINNING BALANCE	\$64,148,253	-	\$64,148,253	-	\$64,148,253

REVENUE CATEGORIES

Description	2023-25 Base Budget	Essential Packages	2023-25 Current Service Level	Policy Packages	2023-25 Agency Request Budget
GENERAL FUND APPROPRIATION					
0050 General Fund Appropriation					
8000 General Fund	107,906,241	(106,323,908)	1,582,333	17,071,662	18,653,995
LICENSES AND FEES					
0205 Business Lic and Fees					
3400 Other Funds Ltd	5,280,256	-	5,280,256	-	5,280,256
CHARGES FOR SERVICES					
0410 Charges for Services					
3400 Other Funds Ltd	3,945,283	-	3,945,283	952,156	4,897,439
0415 Admin and Service Charges					
3400 Other Funds Ltd	16,697,935	-	16,697,935	-	16,697,935
TOTAL CHARGES FOR SERVICES					
3400 Other Funds Ltd	20,643,218	-	20,643,218	952,156	21,595,374
FINES, RENTS AND ROYALTIES					
0505 Fines and Forfeitures					
3200 Other Funds Non-Ltd	4,000	-	4,000	-	4,000
3400 Other Funds Ltd	5,700	-	5,700	-	5,700
All Funds	9,700	-	9,700	-	9,700
INTEREST EARNINGS					
0605 Interest Income					
3200 Other Funds Non-Ltd	8,115,868	-	8,115,868	-	8,115,868
3400 Other Funds Ltd	176,900	-	176,900	-	176,900
All Funds	8,292,768	-	8,292,768	-	8,292,768

Description	2023-25 Base Budget	Essential Packages	2023-25 Current Service Level	Policy Packages	2023-25 Agency Request Budget
LOAN REPAYMENT					
0925 Loan Repayments					
3200 Other Funds Non-Ltd	20,150,770	-	20,150,770	-	20,150,770
OTHER					
0975 Other Revenues					
3200 Other Funds Non-Ltd	50,000	-	50,000	-	50,000
3400 Other Funds Ltd	294,457	-	294,457	-	294,457
All Funds	344,457	-	344,457	-	344,457
FEDERAL FUNDS REVENUE					
0995 Federal Funds					
6400 Federal Funds Ltd	4,489,483	(59,410)	4,430,073	117,944	4,548,017
TRANSFERS IN					
1010 Transfer In - Intrafund					
3230 Other Funds Debt Svc Non-Ltd	27,031,300	-	27,031,300	-	27,031,300
3400 Other Funds Ltd	18,327,524	-	18,327,524	-	18,327,524
All Funds	45,358,824	-	45,358,824	-	45,358,824
1020 Transfer In - Indirect Cost					
3400 Other Funds Ltd	8,913,293	-	8,913,293	-	8,913,293
1060 Transfer from General Fund					
3230 Other Funds Debt Svc Non-Ltd	1,500,000	-	1,500,000	-	1,500,000
3400 Other Funds Ltd	90,000,000	(90,000,000)	-	10,000,000	10,000,000
3430 Other Funds Debt Svc Ltd	3,500,000	(3,500,000)	-	-	-
All Funds	95,000,000	(93,500,000)	1,500,000	10,000,000	11,500,000

Description	2023-25 Base Budget	Essential Packages	2023-25 Current Service Level	Policy Packages	2023-25 Agency Request Budget
1107 Tsfr From Administrative Svcs					
4430 Lottery Funds Debt Svc Ltd	1,439,160	-	1,439,160	-	1,439,160
TOTAL TRANSFERS IN					
4430 Lottery Funds Debt Svc Ltd	1,439,160	-	1,439,160	-	1,439,160
3230 Other Funds Debt Svc Non-Ltd	28,531,300	-	28,531,300	-	28,531,300
3400 Other Funds Ltd	117,240,817	(90,000,000)	27,240,817	10,000,000	37,240,817
3430 Other Funds Debt Svc Ltd	3,500,000	(3,500,000)	-	-	-
TOTAL TRANSFERS IN	\$150,711,277	(\$93,500,000)	\$57,211,277	\$10,000,000	\$67,211,277
TOTAL REVENUES					
8000 General Fund	107,906,241	(106,323,908)	1,582,333	17,071,662	18,653,995
4430 Lottery Funds Debt Svc Ltd	1,439,160	-	1,439,160	-	1,439,160
3200 Other Funds Non-Ltd	28,320,638	-	28,320,638	-	28,320,638
3230 Other Funds Debt Svc Non-Ltd	28,531,300	-	28,531,300	-	28,531,300
3400 Other Funds Ltd	143,641,348	(90,000,000)	53,641,348	10,952,156	64,593,504
3430 Other Funds Debt Svc Ltd	3,500,000	(3,500,000)	-	-	-
6400 Federal Funds Ltd	4,489,483	(59,410)	4,430,073	117,944	4,548,017
TOTAL REVENUES	\$317,828,170	(\$199,883,318)	\$117,944,852	\$28,141,762	\$146,086,614
TRANSFERS OUT					
2010 Transfer Out - Intrafund					
3200 Other Funds Non-Ltd	(28,116,945)	-	(28,116,945)	-	(28,116,945)
3400 Other Funds Ltd	(17,241,879)	-	(17,241,879)	-	(17,241,879)
All Funds	(45,358,824)	-	(45,358,824)	-	(45,358,824)
2020 Transfer Out - Indirect Cost					

Detail Revenues & Expenditures - Requested Budget
 2023-25 Biennium
 Energy, Dept of

Version: V - 01 - Agency Request Budget
 Cross Reference Number: 33000-000-00-00-00000

Description	2023-25 Base Budget	Essential Packages	2023-25 Current Service Level	Policy Packages	2023-25 Agency Request Budget
3400 Other Funds Ltd	(7,233,702)	-	(7,233,702)	(611,922)	(7,845,624)
6400 Federal Funds Ltd	(1,033,488)	-	(1,033,488)	(34,181)	(1,067,669)
All Funds	(8,267,190)	-	(8,267,190)	(646,103)	(8,913,293)
TOTAL TRANSFERS OUT					
3200 Other Funds Non-Ltd	(28,116,945)	-	(28,116,945)	-	(28,116,945)
3400 Other Funds Ltd	(24,475,581)	-	(24,475,581)	(611,922)	(25,087,503)
6400 Federal Funds Ltd	(1,033,488)	-	(1,033,488)	(34,181)	(1,067,669)
TOTAL TRANSFERS OUT	(\$53,626,014)	-	(\$53,626,014)	(\$646,103)	(\$54,272,117)
AVAILABLE REVENUES					
8000 General Fund	107,906,241	(106,323,908)	1,582,333	17,071,662	18,653,995
4430 Lottery Funds Debt Svc Ltd	1,444,505	-	1,444,505	-	1,444,505
3200 Other Funds Non-Ltd	3,088,094	-	3,088,094	-	3,088,094
3230 Other Funds Debt Svc Non-Ltd	32,144,165	-	32,144,165	-	32,144,165
3400 Other Funds Ltd	176,296,016	(90,000,000)	86,296,016	10,340,234	96,636,250
3430 Other Funds Debt Svc Ltd	3,500,000	(3,500,000)	-	-	-
6400 Federal Funds Ltd	3,971,388	(59,410)	3,911,978	83,763	3,995,741
TOTAL AVAILABLE REVENUES	\$328,350,409	(\$199,883,318)	\$128,467,091	\$27,495,659	\$155,962,750
EXPENDITURES					
PERSONAL SERVICES					
SALARIES & WAGES					
3110 Class/Unclass Sal. and Per Diem					
8000 General Fund	35,107	-	35,107	831,917	867,024
3400 Other Funds Ltd	14,536,943	(70,513)	14,466,430	1,262,200	15,728,630

Detail Revenues & Expenditures - Requested Budget
 2023-25 Biennium
 Energy, Dept of

Version: V - 01 - Agency Request Budget
 Cross Reference Number: 33000-000-00-00-00000

Description	2023-25 Base Budget	Essential Packages	2023-25 Current Service Level	Policy Packages	2023-25 Agency Request Budget
6400 Federal Funds Ltd	1,505,982	70,513	1,576,495	15,635	1,592,130
All Funds	16,078,032	-	16,078,032	2,109,752	18,187,784
3160 Temporary Appointments					
3400 Other Funds Ltd	332,966	13,984	346,950	-	346,950
3190 All Other Differential					
3400 Other Funds Ltd	93,297	3,919	97,216	-	97,216
TOTAL SALARIES & WAGES					
8000 General Fund	35,107	-	35,107	831,917	867,024
3400 Other Funds Ltd	14,963,206	(52,610)	14,910,596	1,262,200	16,172,796
6400 Federal Funds Ltd	1,505,982	70,513	1,576,495	15,635	1,592,130
TOTAL SALARIES & WAGES	\$16,504,295	\$17,903	\$16,522,198	\$2,109,752	\$18,631,950
OTHER PAYROLL EXPENSES					
3210 Empl. Rel. Bd. Assessments					
8000 General Fund	8	-	8	371	379
3400 Other Funds Ltd	3,934	(15)	3,919	504	4,423
6400 Federal Funds Ltd	373	15	388	15	403
All Funds	4,315	-	4,315	890	5,205
3215 Worker's Comp Ins. (SAIF)					
3400 Other Funds Ltd	55	-	55	-	55
3220 Public Employees' Retire Cont					
8000 General Fund	6,291	-	6,291	149,080	155,371
3400 Other Funds Ltd	2,620,300	(11,934)	2,608,366	226,188	2,834,554
6400 Federal Funds Ltd	269,872	12,636	282,508	2,801	285,309

Detail Revenues & Expenditures - Requested Budget
 2023-25 Biennium
 Energy, Dept of

Version: V - 01 - Agency Request Budget
 Cross Reference Number: 33000-000-00-00-00000

Description	2023-25 Base Budget	Essential Packages	2023-25 Current Service Level	Policy Packages	2023-25 Agency Request Budget
All Funds	2,896,463	702	2,897,165	378,069	3,275,234
3221 Pension Obligation Bond					
8000 General Fund	20,056	(18,201)	1,855	-	1,855
3400 Other Funds Ltd	795,732	(22,495)	773,237	-	773,237
6400 Federal Funds Ltd	76,859	2,734	79,593	-	79,593
All Funds	892,647	(37,962)	854,685	-	854,685
3230 Social Security Taxes					
8000 General Fund	2,686	-	2,686	63,640	66,326
3400 Other Funds Ltd	1,137,425	(4,022)	1,133,403	96,558	1,229,961
6400 Federal Funds Ltd	115,204	5,393	120,597	1,196	121,793
All Funds	1,255,315	1,371	1,256,686	161,394	1,418,080
3240 Unemployment Assessments					
3400 Other Funds Ltd	39,862	1,671	41,533	-	41,533
3241 Paid Family Medical Leave Insurance					
8000 General Fund	140	-	140	3,323	3,463
3400 Other Funds Ltd	57,516	(263)	57,253	5,048	62,301
6400 Federal Funds Ltd	5,976	279	6,255	65	6,320
All Funds	63,632	16	63,648	8,436	72,084
3250 Worker's Comp. Assess. (WCD)					
8000 General Fund	7	-	7	322	329
3400 Other Funds Ltd	3,420	(13)	3,407	439	3,846
6400 Federal Funds Ltd	322	13	335	14	349
All Funds	3,749	-	3,749	775	4,524

Description	2023-25 Base Budget	Essential Packages	2023-25 Current Service Level	Policy Packages	2023-25 Agency Request Budget
3260 Mass Transit Tax					
8000 General Fund	-	211	211	4,993	5,204
3400 Other Funds Ltd	84,563	5,322	89,885	7,573	97,458
All Funds	84,563	5,533	90,096	12,566	102,662
3270 Flexible Benefits					
8000 General Fund	5,940	-	5,940	277,596	283,536
3400 Other Funds Ltd	2,944,260	(11,088)	2,933,172	378,378	3,311,550
6400 Federal Funds Ltd	277,200	11,088	288,288	12,276	300,564
All Funds	3,227,400	-	3,227,400	668,250	3,895,650
TOTAL OTHER PAYROLL EXPENSES					
8000 General Fund	35,128	(17,990)	17,138	499,325	516,463
3400 Other Funds Ltd	7,687,067	(42,837)	7,644,230	714,688	8,358,918
6400 Federal Funds Ltd	745,806	32,158	777,964	16,367	794,331
TOTAL OTHER PAYROLL EXPENSES	\$8,468,001	(\$28,669)	\$8,439,332	\$1,230,380	\$9,669,712
P.S. BUDGET ADJUSTMENTS					
3455 Vacancy Savings					
3400 Other Funds Ltd	(109,908)	(191,260)	(301,168)	-	(301,168)
TOTAL PERSONAL SERVICES					
8000 General Fund	70,235	(17,990)	52,245	1,331,242	1,383,487
3400 Other Funds Ltd	22,540,365	(286,707)	22,253,658	1,976,888	24,230,546
6400 Federal Funds Ltd	2,251,788	102,671	2,354,459	32,002	2,386,461
TOTAL PERSONAL SERVICES	\$24,862,388	(\$202,026)	\$24,660,362	\$3,340,132	\$28,000,494
SERVICES & SUPPLIES					

Description	2023-25 Base Budget	Essential Packages	2023-25 Current Service Level	Policy Packages	2023-25 Agency Request Budget
4100 Instate Travel					
8000 General Fund	11,870	(9,936)	1,934	24,457	26,391
3400 Other Funds Ltd	247,079	(47,876)	199,203	44,602	243,805
6400 Federal Funds Ltd	74,242	(34,940)	39,302	2,061	41,363
All Funds	333,191	(92,752)	240,439	71,120	311,559
4125 Out of State Travel					
3400 Other Funds Ltd	98,448	4,135	102,583	-	102,583
6400 Federal Funds Ltd	139,199	5,846	145,045	-	145,045
All Funds	237,647	9,981	247,628	-	247,628
4150 Employee Training					
8000 General Fund	4,500	(4,500)	-	2,234	2,234
3400 Other Funds Ltd	138,741	(5,329)	133,412	1,104	134,516
6400 Federal Funds Ltd	7,986	433	8,419	467	8,886
All Funds	151,227	(9,396)	141,831	3,805	145,636
4175 Office Expenses					
8000 General Fund	14,118	(14,118)	-	3,694	3,694
3200 Other Funds Non-Ltd	5,020	-	5,020	-	5,020
3400 Other Funds Ltd	199,605	2,628	202,233	4,348	206,581
6400 Federal Funds Ltd	4,828	289	5,117	399	5,516
All Funds	223,571	(11,201)	212,370	8,441	220,811
4200 Telecommunications					
8000 General Fund	-	-	-	21,167	21,167
3400 Other Funds Ltd	206,711	5,304	212,015	21,160	233,175

Detail Revenues & Expenditures - Requested Budget
 2023-25 Biennium
 Energy, Dept of

Version: V - 01 - Agency Request Budget
 Cross Reference Number: 33000-000-00-00-00000

Description	2023-25 Base Budget	Essential Packages	2023-25 Current Service Level	Policy Packages	2023-25 Agency Request Budget
6400 Federal Funds Ltd	6,561	1,229	7,790	3,167	10,957
All Funds	213,272	6,533	219,805	45,494	265,299
4225 State Gov. Service Charges					
3200 Other Funds Non-Ltd	226,509	-	226,509	-	226,509
3400 Other Funds Ltd	763,787	289,410	1,053,197	-	1,053,197
All Funds	990,296	289,410	1,279,706	-	1,279,706
4250 Data Processing					
3400 Other Funds Ltd	51,761	2,174	53,935	-	53,935
4275 Publicity and Publications					
8000 General Fund	8,450	(8,450)	-	3,008	3,008
3400 Other Funds Ltd	106,644	(2,221)	104,423	2,839	107,262
6400 Federal Funds Ltd	22,553	973	23,526	450	23,976
All Funds	137,647	(9,698)	127,949	6,297	134,246
4300 Professional Services					
8000 General Fund	500,000	(500,000)	-	40,000	40,000
3200 Other Funds Non-Ltd	300,742	-	300,742	-	300,742
3400 Other Funds Ltd	1,968,394	(464,756)	1,503,638	250,000	1,753,638
6400 Federal Funds Ltd	645,305	224,882	870,187	-	870,187
All Funds	3,414,441	(739,874)	2,674,567	290,000	2,964,567
4315 IT Professional Services					
8000 General Fund	20,000	(20,000)	-	-	-
3400 Other Funds Ltd	538,925	(127,525)	411,400	265,443	676,843
All Funds	558,925	(147,525)	411,400	265,443	676,843

Description	2023-25 Base Budget	Essential Packages	2023-25 Current Service Level	Policy Packages	2023-25 Agency Request Budget
4325 Attorney General					
8000 General Fund	15,972	(15,972)	-	5,808	5,808
3200 Other Funds Non-Ltd	404,468	-	404,468	-	404,468
3400 Other Funds Ltd	1,352,968	11,824	1,364,792	12,000	1,376,792
6400 Federal Funds Ltd	9,504	1,680	11,184	-	11,184
All Funds	1,782,912	(2,468)	1,780,444	17,808	1,798,252
4375 Employee Recruitment and Develop					
8000 General Fund	3,000	(3,000)	-	101	101
3400 Other Funds Ltd	37,537	(866)	36,671	57	36,728
6400 Federal Funds Ltd	324	14	338	56	394
All Funds	40,861	(3,852)	37,009	214	37,223
4400 Dues and Subscriptions					
8000 General Fund	-	-	-	9,473	9,473
3400 Other Funds Ltd	76,385	2,405	78,790	1,589	80,379
6400 Federal Funds Ltd	403	31	434	1,479	1,913
All Funds	76,788	2,436	79,224	12,541	91,765
4425 Facilities Rental and Taxes					
3400 Other Funds Ltd	1,403,926	58,354	1,462,280	-	1,462,280
4450 Fuels and Utilities					
3400 Other Funds Ltd	972	41	1,013	-	1,013
4475 Facilities Maintenance					
3400 Other Funds Ltd	19,048	800	19,848	-	19,848
6400 Federal Funds Ltd	2,003	84	2,087	-	2,087

Detail Revenues & Expenditures - Requested Budget
 2023-25 Biennium
 Energy, Dept of

Version: V - 01 - Agency Request Budget
 Cross Reference Number: 33000-000-00-00-00000

Description	2023-25 Base Budget	Essential Packages	2023-25 Current Service Level	Policy Packages	2023-25 Agency Request Budget
All Funds	21,051	884	21,935	-	21,935
4575 Agency Program Related S and S					
8000 General Fund	244,639	(216,485)	28,154	595,886	624,040
3200 Other Funds Non-Ltd	47,876	-	47,876	-	47,876
3400 Other Funds Ltd	566,765	(283,080)	283,685	8,444	292,129
6400 Federal Funds Ltd	130,967	(92,816)	38,151	-	38,151
All Funds	990,247	(592,381)	397,866	604,330	1,002,196
4650 Other Services and Supplies					
8000 General Fund	4,457	(4,457)	-	45,611	45,611
3200 Other Funds Non-Ltd	141,516	-	141,516	-	141,516
3400 Other Funds Ltd	130,684	(19,033)	111,651	51,132	162,783
6400 Federal Funds Ltd	-	-	-	41,682	41,682
All Funds	276,657	(23,490)	253,167	138,425	391,592
4700 Expendable Prop 250 - 5000					
3400 Other Funds Ltd	3,129	131	3,260	-	3,260
4715 IT Expendable Property					
8000 General Fund	9,000	(9,000)	-	11,000	11,000
3400 Other Funds Ltd	388,908	(26,893)	362,015	26,000	388,015
6400 Federal Funds Ltd	10,843	456	11,299	2,000	13,299
All Funds	408,751	(35,437)	373,314	39,000	412,314
TOTAL SERVICES & SUPPLIES					
8000 General Fund	836,006	(805,918)	30,088	762,439	792,527
3200 Other Funds Non-Ltd	1,126,131	-	1,126,131	-	1,126,131

Detail Revenues & Expenditures - Requested Budget
 2023-25 Biennium
 Energy, Dept of

Version: V - 01 - Agency Request Budget
 Cross Reference Number: 33000-000-00-00-00000

Description	2023-25 Base Budget	Essential Packages	2023-25 Current Service Level	Policy Packages	2023-25 Agency Request Budget
3400 Other Funds Ltd	8,300,417	(600,373)	7,700,044	688,718	8,388,762
6400 Federal Funds Ltd	1,054,718	108,161	1,162,879	51,761	1,214,640
TOTAL SERVICES & SUPPLIES	\$11,317,272	(\$1,298,130)	\$10,019,142	\$1,502,918	\$11,522,060
SPECIAL PAYMENTS					
6015 Dist to Cities					
3400 Other Funds Ltd	15,720	660	16,380	-	16,380
6020 Dist to Counties					
3400 Other Funds Ltd	119,906	5,036	124,942	-	124,942
6400 Federal Funds Ltd	23,693	995	24,688	-	24,688
All Funds	143,599	6,031	149,630	-	149,630
6025 Dist to Other Gov Unit					
8000 General Fund	2,000,000	(2,000,000)	-	-	-
6030 Dist to Non-Gov Units					
3400 Other Funds Ltd	88,719	3,726	92,445	-	92,445
6035 Dist to Individuals					
8000 General Fund	10,000,000	(10,000,000)	-	4,977,981	4,977,981
3400 Other Funds Ltd	-	-	-	22,513,537	22,513,537
All Funds	10,000,000	(10,000,000)	-	27,491,518	27,491,518
6048 Spc Pmt to Public Universities					
3400 Other Funds Ltd	1,690	71	1,761	-	1,761
6060 Intra-Agency Gen Fund Transfer					
8000 General Fund	95,000,000	(93,500,000)	1,500,000	10,000,000	11,500,000
6085 Other Special Payments					

Detail Revenues & Expenditures - Requested Budget
 2023-25 Biennium
 Energy, Dept of

Version: V - 01 - Agency Request Budget
 Cross Reference Number: 33000-000-00-00-00000

Description	2023-25 Base Budget	Essential Packages	2023-25 Current Service Level	Policy Packages	2023-25 Agency Request Budget
3400 Other Funds Ltd	53,283,312	(29,482,987)	23,800,325	6,773,035	30,573,360
6400 Federal Funds Ltd	128,666	(97,406)	31,260	-	31,260
All Funds	53,411,978	(29,580,393)	23,831,585	6,773,035	30,604,620
6109 Spc Pmt to Aviation, Dept of					
3400 Other Funds Ltd	15,000	-	15,000	-	15,000
6443 Spc Pmt to Oregon Health Authority					
3400 Other Funds Ltd	74,000	-	74,000	-	74,000
6400 Federal Funds Ltd	15,000	-	15,000	-	15,000
All Funds	89,000	-	89,000	-	89,000
6632 Spc Pmt to Geology/Mineral Ind					
3400 Other Funds Ltd	23,602	-	23,602	-	23,602
6635 Spc Pmt to Fish/Wildlife, Dept of					
3400 Other Funds Ltd	89,974	-	89,974	-	89,974
TOTAL SPECIAL PAYMENTS					
8000 General Fund	107,000,000	(105,500,000)	1,500,000	14,977,981	16,477,981
3400 Other Funds Ltd	53,711,923	(29,473,494)	24,238,429	29,286,572	53,525,001
6400 Federal Funds Ltd	167,359	(96,411)	70,948	-	70,948
TOTAL SPECIAL PAYMENTS	\$160,879,282	(\$135,069,905)	\$25,809,377	\$44,264,553	\$70,073,930
DEBT SERVICE					
7100 Principal - Bonds					
4430 Lottery Funds Debt Svc Ltd	1,400,230	-	1,400,230	-	1,400,230
3230 Other Funds Debt Svc Non-Ltd	22,825,000	-	22,825,000	-	22,825,000
3430 Other Funds Debt Svc Ltd	2,953,402	(2,953,402)	-	-	-

Detail Revenues & Expenditures - Requested Budget
 2023-25 Biennium
 Energy, Dept of

Version: V - 01 - Agency Request Budget
 Cross Reference Number: 33000-000-00-00-00000

Description	2023-25 Base Budget	Essential Packages	2023-25 Current Service Level	Policy Packages	2023-25 Agency Request Budget
All Funds	27,178,632	(2,953,402)	24,225,230	-	24,225,230
7150 Interest - Bonds					
4430 Lottery Funds Debt Svc Ltd	38,930	-	38,930	-	38,930
3230 Other Funds Debt Svc Non-Ltd	5,405,578	-	5,405,578	-	5,405,578
3430 Other Funds Debt Svc Ltd	546,598	(546,598)	-	-	-
All Funds	5,991,106	(546,598)	5,444,508	-	5,444,508
TOTAL DEBT SERVICE					
4430 Lottery Funds Debt Svc Ltd	1,439,160	-	1,439,160	-	1,439,160
3230 Other Funds Debt Svc Non-Ltd	28,230,578	-	28,230,578	-	28,230,578
3430 Other Funds Debt Svc Ltd	3,500,000	(3,500,000)	-	-	-
TOTAL DEBT SERVICE	\$33,169,738	(\$3,500,000)	\$29,669,738	-	\$29,669,738
TOTAL EXPENDITURES					
8000 General Fund	107,906,241	(106,323,908)	1,582,333	17,071,662	18,653,995
4430 Lottery Funds Debt Svc Ltd	1,439,160	-	1,439,160	-	1,439,160
3200 Other Funds Non-Ltd	1,126,131	-	1,126,131	-	1,126,131
3230 Other Funds Debt Svc Non-Ltd	28,230,578	-	28,230,578	-	28,230,578
3400 Other Funds Ltd	84,552,705	(30,360,574)	54,192,131	31,952,178	86,144,309
3430 Other Funds Debt Svc Ltd	3,500,000	(3,500,000)	-	-	-
6400 Federal Funds Ltd	3,473,865	114,421	3,588,286	83,763	3,672,049
TOTAL EXPENDITURES	\$230,228,680	(\$140,070,061)	\$90,158,619	\$49,107,603	\$139,266,222
ENDING BALANCE					
4430 Lottery Funds Debt Svc Ltd	5,345	-	5,345	-	5,345
3200 Other Funds Non-Ltd	1,961,963	-	1,961,963	-	1,961,963

Description	2023-25 Base Budget	Essential Packages	2023-25 Current Service Level	Policy Packages	2023-25 Agency Request Budget
3230 Other Funds Debt Svc Non-Ltd	3,913,587	-	3,913,587	-	3,913,587
3400 Other Funds Ltd	91,743,311	(59,639,426)	32,103,885	(21,611,944)	10,491,941
6400 Federal Funds Ltd	497,523	(173,831)	323,692	-	323,692
TOTAL ENDING BALANCE	\$98,121,729	(\$59,813,257)	\$38,308,472	(\$21,611,944)	\$16,696,528
AUTHORIZED POSITIONS					
8150 Class/Unclass Positions	83	-	83	19	102
AUTHORIZED FTE					
8250 Class/Unclass FTE Positions	81.50	-	81.50	16.89	98.39

Detail Revenues & Expenditures - Requested Budget
 2023-25 Biennium
 Energy Planning & Innovation

Version: V - 01 - Agency Request Budget
 Cross Reference Number: 33000-100-00-00-00000

Description	2023-25 Base Budget	Essential Packages	2023-25 Current Service Level	Policy Packages	2023-25 Agency Request Budget
BEGINNING BALANCE					
0025 Beginning Balance					
3400 Other Funds Ltd	464,521	-	464,521	-	464,521
0030 Beginning Balance Adjustment					
3400 Other Funds Ltd	128,015	-	128,015	-	128,015
6400 Federal Funds Ltd	43,048	-	43,048	-	43,048
All Funds	171,063	-	171,063	-	171,063
TOTAL BEGINNING BALANCE					
3400 Other Funds Ltd	592,536	-	592,536	-	592,536
6400 Federal Funds Ltd	43,048	-	43,048	-	43,048
TOTAL BEGINNING BALANCE					
	\$635,584	-	\$635,584	-	\$635,584
REVENUE CATEGORIES					
GENERAL FUND APPROPRIATION					
0050 General Fund Appropriation					
8000 General Fund	-	-	-	99,680	99,680
CHARGES FOR SERVICES					
0410 Charges for Services					
3400 Other Funds Ltd	2,523,154	-	2,523,154	322,226	2,845,380
FEDERAL FUNDS REVENUE					
0995 Federal Funds					
6400 Federal Funds Ltd	1,750,760	(21,117)	1,729,643	69,980	1,799,623
TRANSFERS IN					
1010 Transfer In - Intrafund					

Detail Revenues & Expenditures - Requested Budget
 2023-25 Biennium
 Energy Planning & Innovation

Version: V - 01 - Agency Request Budget
 Cross Reference Number: 33000-100-00-00-00000

Description	2023-25 Base Budget	Essential Packages	2023-25 Current Service Level	Policy Packages	2023-25 Agency Request Budget
3400 Other Funds Ltd	9,072,398	-	9,072,398	-	9,072,398
TOTAL REVENUES					
8000 General Fund	-	-	-	99,680	99,680
3400 Other Funds Ltd	11,595,552	-	11,595,552	322,226	11,917,778
6400 Federal Funds Ltd	1,750,760	(21,117)	1,729,643	69,980	1,799,623
TOTAL REVENUES	\$13,346,312	(\$21,117)	\$13,325,195	\$491,886	\$13,817,081
TRANSFERS OUT					
2020 Transfer Out - Indirect Cost					
3400 Other Funds Ltd	(2,942,034)	-	(2,942,034)	-	(2,942,034)
6400 Federal Funds Ltd	(384,388)	-	(384,388)	-	(384,388)
All Funds	(3,326,422)	-	(3,326,422)	-	(3,326,422)
AVAILABLE REVENUES					
8000 General Fund	-	-	-	99,680	99,680
3400 Other Funds Ltd	9,246,054	-	9,246,054	322,226	9,568,280
6400 Federal Funds Ltd	1,409,420	(21,117)	1,388,303	69,980	1,458,283
TOTAL AVAILABLE REVENUES	\$10,655,474	(\$21,117)	\$10,634,357	\$491,886	\$11,126,243
EXPENDITURES					
PERSONAL SERVICES					
SALARIES & WAGES					
3110 Class/Unclass Sal. and Per Diem					
8000 General Fund	-	-	-	41,604	41,604
3400 Other Funds Ltd	4,713,815	80,528	4,794,343	42,864	4,837,207
6400 Federal Funds Ltd	603,937	(80,528)	523,409	41,604	565,013

Detail Revenues & Expenditures - Requested Budget
 2023-25 Biennium
 Energy Planning & Innovation

Version: V - 01 - Agency Request Budget
 Cross Reference Number: 33000-100-00-00-00000

Description	2023-25 Base Budget	Essential Packages	2023-25 Current Service Level	Policy Packages	2023-25 Agency Request Budget
All Funds	5,317,752	-	5,317,752	126,072	5,443,824
3160 Temporary Appointments					
3400 Other Funds Ltd	50,256	2,110	52,366	-	52,366
3190 All Other Differential					
3400 Other Funds Ltd	45,635	1,917	47,552	-	47,552
TOTAL SALARIES & WAGES					
8000 General Fund	-	-	-	41,604	41,604
3400 Other Funds Ltd	4,809,706	84,555	4,894,261	42,864	4,937,125
6400 Federal Funds Ltd	603,937	(80,528)	523,409	41,604	565,013
TOTAL SALARIES & WAGES	\$5,413,643	\$4,027	\$5,417,670	\$126,072	\$5,543,742
OTHER PAYROLL EXPENSES					
3210 Empl. Rel. Bd. Assessments					
8000 General Fund	-	-	-	17	17
3400 Other Funds Ltd	1,164	20	1,184	18	1,202
6400 Federal Funds Ltd	158	(20)	138	17	155
All Funds	1,322	-	1,322	52	1,374
3220 Public Employees' Retire Cont					
8000 General Fund	-	-	-	7,455	7,455
3400 Other Funds Ltd	852,893	14,774	867,667	7,681	875,348
6400 Federal Funds Ltd	108,226	(14,431)	93,795	7,455	101,250
All Funds	961,119	343	961,462	22,591	984,053
3221 Pension Obligation Bond					
3400 Other Funds Ltd	254,733	(3,187)	251,546	-	251,546

Detail Revenues & Expenditures - Requested Budget
 2023-25 Biennium
 Energy Planning & Innovation

Version: V - 01 - Agency Request Budget
 Cross Reference Number: 33000-100-00-00-00000

Description	2023-25 Base Budget	Essential Packages	2023-25 Current Service Level	Policy Packages	2023-25 Agency Request Budget
6400 Federal Funds Ltd	32,206	(287)	31,919	-	31,919
All Funds	286,939	(3,474)	283,465	-	283,465
3230 Social Security Taxes					
8000 General Fund	-	-	-	3,183	3,183
3400 Other Funds Ltd	367,729	6,470	374,199	3,279	377,478
6400 Federal Funds Ltd	46,199	(6,161)	40,038	3,183	43,221
All Funds	413,928	309	414,237	9,645	423,882
3240 Unemployment Assessments					
3400 Other Funds Ltd	3,392	142	3,534	-	3,534
3241 Paid Family Medical Leave Insurance					
8000 General Fund	-	-	-	166	166
3400 Other Funds Ltd	18,841	330	19,171	171	19,342
6400 Federal Funds Ltd	2,417	(322)	2,095	166	2,261
All Funds	21,258	8	21,266	503	21,769
3250 Worker's Comp. Assess. (WCD)					
8000 General Fund	-	-	-	15	15
3400 Other Funds Ltd	1,014	17	1,031	16	1,047
6400 Federal Funds Ltd	136	(17)	119	15	134
All Funds	1,150	-	1,150	46	1,196
3260 Mass Transit Tax					
8000 General Fund	-	-	-	250	250
3400 Other Funds Ltd	28,495	387	28,882	257	29,139
All Funds	28,495	387	28,882	507	29,389

Detail Revenues & Expenditures - Requested Budget
 2023-25 Biennium
 Energy Planning & Innovation

Version: V - 01 - Agency Request Budget
 Cross Reference Number: 33000-100-00-00-00000

Description	2023-25 Base Budget	Essential Packages	2023-25 Current Service Level	Policy Packages	2023-25 Agency Request Budget
3270 Flexible Benefits					
8000 General Fund	-	-	-	13,068	13,068
3400 Other Funds Ltd	873,180	14,652	887,832	13,464	901,296
6400 Federal Funds Ltd	116,820	(14,652)	102,168	13,068	115,236
All Funds	990,000	-	990,000	39,600	1,029,600
TOTAL OTHER PAYROLL EXPENSES					
8000 General Fund	-	-	-	24,154	24,154
3400 Other Funds Ltd	2,401,441	33,605	2,435,046	24,886	2,459,932
6400 Federal Funds Ltd	306,162	(35,890)	270,272	23,904	294,176
TOTAL OTHER PAYROLL EXPENSES	\$2,707,603	(\$2,285)	\$2,705,318	\$72,944	\$2,778,262
P.S. BUDGET ADJUSTMENTS					
3455 Vacancy Savings					
3400 Other Funds Ltd	(18,318)	18,318	-	-	-
TOTAL PERSONAL SERVICES					
8000 General Fund	-	-	-	65,758	65,758
3400 Other Funds Ltd	7,192,829	136,478	7,329,307	67,750	7,397,057
6400 Federal Funds Ltd	910,099	(116,418)	793,681	65,508	859,189
TOTAL PERSONAL SERVICES	\$8,102,928	\$20,060	\$8,122,988	\$199,016	\$8,322,004
SERVICES & SUPPLIES					
4100 Instate Travel					
8000 General Fund	-	-	-	394	394
3400 Other Funds Ltd	29,314	(2,271)	27,043	394	27,437
6400 Federal Funds Ltd	31,420	(20,685)	10,735	394	11,129

Detail Revenues & Expenditures - Requested Budget
 2023-25 Biennium
 Energy Planning & Innovation

Version: V - 01 - Agency Request Budget
 Cross Reference Number: 33000-100-00-00-00000

Description	2023-25 Base Budget	Essential Packages	2023-25 Current Service Level	Policy Packages	2023-25 Agency Request Budget
All Funds	60,734	(22,956)	37,778	1,182	38,960
4125 Out of State Travel					
3400 Other Funds Ltd	14,923	627	15,550	-	15,550
6400 Federal Funds Ltd	61,751	2,593	64,344	-	64,344
All Funds	76,674	3,220	79,894	-	79,894
4150 Employee Training					
8000 General Fund	-	-	-	217	217
3400 Other Funds Ltd	37,538	(1,672)	35,866	218	36,084
6400 Federal Funds Ltd	-	-	-	217	217
All Funds	37,538	(1,672)	35,866	652	36,518
4175 Office Expenses					
8000 General Fund	-	-	-	21	21
3400 Other Funds Ltd	2,806	73	2,879	21	2,900
6400 Federal Funds Ltd	-	-	-	21	21
All Funds	2,806	73	2,879	63	2,942
4200 Telecommunications					
8000 General Fund	-	-	-	2,500	2,500
3400 Other Funds Ltd	1,351	(65)	1,286	2,500	3,786
6400 Federal Funds Ltd	-	-	-	2,500	2,500
All Funds	1,351	(65)	1,286	7,500	8,786
4275 Publicity and Publications					
8000 General Fund	-	-	-	49	49
3400 Other Funds Ltd	26,331	(139)	26,192	49	26,241

Detail Revenues & Expenditures - Requested Budget
 2023-25 Biennium
 Energy Planning & Innovation

Version: V - 01 - Agency Request Budget
 Cross Reference Number: 33000-100-00-00-00000

Description	2023-25 Base Budget	Essential Packages	2023-25 Current Service Level	Policy Packages	2023-25 Agency Request Budget
6400 Federal Funds Ltd	20,150	846	20,996	49	21,045
All Funds	46,481	707	47,188	147	47,335
4300 Professional Services					
3400 Other Funds Ltd	371,976	(237,062)	134,914	250,000	384,914
6400 Federal Funds Ltd	283,384	24,937	308,321	-	308,321
All Funds	655,360	(212,125)	443,235	250,000	693,235
4325 Attorney General					
3400 Other Funds Ltd	145,957	25,791	171,748	-	171,748
6400 Federal Funds Ltd	9,137	1,615	10,752	-	10,752
All Funds	155,094	27,406	182,500	-	182,500
4375 Employee Recruitment and Develop					
8000 General Fund	-	-	-	49	49
3400 Other Funds Ltd	5,257	2	5,259	50	5,309
6400 Federal Funds Ltd	-	-	-	49	49
All Funds	5,257	2	5,259	148	5,407
4400 Dues and Subscriptions					
8000 General Fund	-	-	-	227	227
3400 Other Funds Ltd	8,219	(286)	7,933	228	8,161
6400 Federal Funds Ltd	173	7	180	227	407
All Funds	8,392	(279)	8,113	682	8,795
4575 Agency Program Related S and S					
8000 General Fund	-	-	-	29,450	29,450
3400 Other Funds Ltd	501	13	514	-	514

Detail Revenues & Expenditures - Requested Budget
 2023-25 Biennium
 Energy Planning & Innovation

Version: V - 01 - Agency Request Budget
 Cross Reference Number: 33000-100-00-00-00000

Description	2023-25 Base Budget	Essential Packages	2023-25 Current Service Level	Policy Packages	2023-25 Agency Request Budget
6400 Federal Funds Ltd	27,827	1,168	28,995	-	28,995
All Funds	28,328	1,181	29,509	29,450	58,959
4650 Other Services and Supplies					
8000 General Fund	-	-	-	15	15
3400 Other Funds Ltd	11,562	465	12,027	16	12,043
6400 Federal Funds Ltd	-	-	-	15	15
All Funds	11,562	465	12,027	46	12,073
4715 IT Expendable Property					
8000 General Fund	-	-	-	1,000	1,000
3400 Other Funds Ltd	4,118	173	4,291	1,000	5,291
6400 Federal Funds Ltd	10,843	456	11,299	1,000	12,299
All Funds	14,961	629	15,590	3,000	18,590
TOTAL SERVICES & SUPPLIES					
8000 General Fund	-	-	-	33,922	33,922
3400 Other Funds Ltd	659,853	(214,351)	445,502	254,476	699,978
6400 Federal Funds Ltd	444,685	10,937	455,622	4,472	460,094
TOTAL SERVICES & SUPPLIES	\$1,104,538	(\$203,414)	\$901,124	\$292,870	\$1,193,994
SPECIAL PAYMENTS					
6085 Other Special Payments					
3400 Other Funds Ltd	20,000	840	20,840	-	20,840
TOTAL EXPENDITURES					
8000 General Fund	-	-	-	99,680	99,680
3400 Other Funds Ltd	7,872,682	(77,033)	7,795,649	322,226	8,117,875

Detail Revenues & Expenditures - Requested Budget
 2023-25 Biennium
 Energy Planning & Innovation

Version: V - 01 - Agency Request Budget
 Cross Reference Number: 33000-100-00-00-00000

Description	2023-25 Base Budget	Essential Packages	2023-25 Current Service Level	Policy Packages	2023-25 Agency Request Budget
6400 Federal Funds Ltd	1,354,784	(105,481)	1,249,303	69,980	1,319,283
TOTAL EXPENDITURES	\$9,227,466	(\$182,514)	\$9,044,952	\$491,886	\$9,536,838
ENDING BALANCE					
3400 Other Funds Ltd	1,373,372	77,033	1,450,405	-	1,450,405
6400 Federal Funds Ltd	54,636	84,364	139,000	-	139,000
TOTAL ENDING BALANCE	\$1,428,008	\$161,397	\$1,589,405	-	\$1,589,405
AUTHORIZED POSITIONS					
8150 Class/Unclass Positions	25	-	25	1	26
AUTHORIZED FTE					
8250 Class/Unclass FTE Positions	25.00	-	25.00	1.00	26.00

Detail Revenues & Expenditures - Requested Budget
 2023-25 Biennium
 Energy Development Services

Version: V - 01 - Agency Request Budget
 Cross Reference Number: 33000-200-00-00-00000

Description	2023-25 Base Budget	Essential Packages	2023-25 Current Service Level	Policy Packages	2023-25 Agency Request Budget
BEGINNING BALANCE					
0025 Beginning Balance					
4430 Lottery Funds Debt Svc Ltd	16,896	-	16,896	-	16,896
3200 Other Funds Non-Ltd	2,988,180	-	2,988,180	-	2,988,180
3230 Other Funds Debt Svc Non-Ltd	350,000	-	350,000	-	350,000
3400 Other Funds Ltd	27,324,853	-	27,324,853	-	27,324,853
All Funds	30,679,929	-	30,679,929	-	30,679,929
0030 Beginning Balance Adjustment					
4430 Lottery Funds Debt Svc Ltd	(11,551)	-	(11,551)	-	(11,551)
3200 Other Funds Non-Ltd	(103,779)	-	(103,779)	-	(103,779)
3230 Other Funds Debt Svc Non-Ltd	3,262,865	-	3,262,865	-	3,262,865
3400 Other Funds Ltd	24,345,359	-	24,345,359	-	24,345,359
All Funds	27,492,894	-	27,492,894	-	27,492,894
TOTAL BEGINNING BALANCE					
4430 Lottery Funds Debt Svc Ltd	5,345	-	5,345	-	5,345
3200 Other Funds Non-Ltd	2,884,401	-	2,884,401	-	2,884,401
3230 Other Funds Debt Svc Non-Ltd	3,612,865	-	3,612,865	-	3,612,865
3400 Other Funds Ltd	51,670,212	-	51,670,212	-	51,670,212
TOTAL BEGINNING BALANCE	\$58,172,823	-	\$58,172,823	-	\$58,172,823

REVENUE CATEGORIES

GENERAL FUND APPROPRIATION

0050 General Fund Appropriation

8000 General Fund	107,819,473	(106,319,473)	1,500,000	15,849,582	17,349,582
-------------------	-------------	---------------	-----------	------------	------------

Detail Revenues & Expenditures - Requested Budget
 2023-25 Biennium
 Energy Development Services

Version: V - 01 - Agency Request Budget
 Cross Reference Number: 33000-200-00-00-00000

Description	2023-25 Base Budget	Essential Packages	2023-25 Current Service Level	Policy Packages	2023-25 Agency Request Budget
LICENSES AND FEES					
0205 Business Lic and Fees					
3400 Other Funds Ltd	103,000	-	103,000	-	103,000
FINES, RENTS AND ROYALTIES					
0505 Fines and Forfeitures					
3200 Other Funds Non-Ltd	4,000	-	4,000	-	4,000
INTEREST EARNINGS					
0605 Interest Income					
3200 Other Funds Non-Ltd	8,115,868	-	8,115,868	-	8,115,868
3400 Other Funds Ltd	176,900	-	176,900	-	176,900
All Funds	8,292,768	-	8,292,768	-	8,292,768
LOAN REPAYMENT					
0925 Loan Repayments					
3200 Other Funds Non-Ltd	20,150,770	-	20,150,770	-	20,150,770
OTHER					
0975 Other Revenues					
3200 Other Funds Non-Ltd	50,000	-	50,000	-	50,000
TRANSFERS IN					
1010 Transfer In - Intrafund					
3230 Other Funds Debt Svc Non-Ltd	27,031,300	-	27,031,300	-	27,031,300
3400 Other Funds Ltd	1,085,645	-	1,085,645	-	1,085,645
All Funds	28,116,945	-	28,116,945	-	28,116,945
1060 Transfer from General Fund					

Detail Revenues & Expenditures - Requested Budget
 2023-25 Biennium
 Energy Development Services

Version: V - 01 - Agency Request Budget
 Cross Reference Number: 33000-200-00-00-00000

Description	2023-25 Base Budget	Essential Packages	2023-25 Current Service Level	Policy Packages	2023-25 Agency Request Budget
3230 Other Funds Debt Svc Non-Ltd	1,500,000	-	1,500,000	-	1,500,000
3400 Other Funds Ltd	90,000,000	(90,000,000)	-	10,000,000	10,000,000
3430 Other Funds Debt Svc Ltd	3,500,000	(3,500,000)	-	-	-
All Funds	95,000,000	(93,500,000)	1,500,000	10,000,000	11,500,000
1107 Tsfr From Administrative Svcs					
4430 Lottery Funds Debt Svc Ltd	1,439,160	-	1,439,160	-	1,439,160
TOTAL TRANSFERS IN					
4430 Lottery Funds Debt Svc Ltd	1,439,160	-	1,439,160	-	1,439,160
3230 Other Funds Debt Svc Non-Ltd	28,531,300	-	28,531,300	-	28,531,300
3400 Other Funds Ltd	91,085,645	(90,000,000)	1,085,645	10,000,000	11,085,645
3430 Other Funds Debt Svc Ltd	3,500,000	(3,500,000)	-	-	-
TOTAL TRANSFERS IN	\$124,556,105	(\$93,500,000)	\$31,056,105	\$10,000,000	\$41,056,105
TOTAL REVENUES					
8000 General Fund	107,819,473	(106,319,473)	1,500,000	15,849,582	17,349,582
4430 Lottery Funds Debt Svc Ltd	1,439,160	-	1,439,160	-	1,439,160
3200 Other Funds Non-Ltd	28,320,638	-	28,320,638	-	28,320,638
3230 Other Funds Debt Svc Non-Ltd	28,531,300	-	28,531,300	-	28,531,300
3400 Other Funds Ltd	91,365,545	(90,000,000)	1,365,545	10,000,000	11,365,545
3430 Other Funds Debt Svc Ltd	3,500,000	(3,500,000)	-	-	-
TOTAL REVENUES	\$260,976,116	(\$199,819,473)	\$61,156,643	\$25,849,582	\$87,006,225
TRANSFERS OUT					
2010 Transfer Out - Intrafund					
3200 Other Funds Non-Ltd	(28,116,945)	-	(28,116,945)	-	(28,116,945)

Detail Revenues & Expenditures - Requested Budget
 2023-25 Biennium
 Energy Development Services

Version: V - 01 - Agency Request Budget
 Cross Reference Number: 33000-200-00-00-00000

Description	2023-25 Base Budget	Essential Packages	2023-25 Current Service Level	Policy Packages	2023-25 Agency Request Budget
2020 Transfer Out - Indirect Cost					
3400 Other Funds Ltd	(1,049,644)	-	(1,049,644)	(611,922)	(1,661,566)
TOTAL TRANSFERS OUT					
3200 Other Funds Non-Ltd	(28,116,945)	-	(28,116,945)	-	(28,116,945)
3400 Other Funds Ltd	(1,049,644)	-	(1,049,644)	(611,922)	(1,661,566)
TOTAL TRANSFERS OUT	(\$29,166,589)	-	(\$29,166,589)	(\$611,922)	(\$29,778,511)
AVAILABLE REVENUES					
8000 General Fund	107,819,473	(106,319,473)	1,500,000	15,849,582	17,349,582
4430 Lottery Funds Debt Svc Ltd	1,444,505	-	1,444,505	-	1,444,505
3200 Other Funds Non-Ltd	3,088,094	-	3,088,094	-	3,088,094
3230 Other Funds Debt Svc Non-Ltd	32,144,165	-	32,144,165	-	32,144,165
3400 Other Funds Ltd	141,986,113	(90,000,000)	51,986,113	9,388,078	61,374,191
3430 Other Funds Debt Svc Ltd	3,500,000	(3,500,000)	-	-	-
TOTAL AVAILABLE REVENUES	\$289,982,350	(\$199,819,473)	\$90,162,877	\$25,237,660	\$115,400,537
EXPENDITURES					
PERSONAL SERVICES					
SALARIES & WAGES					
3110 Class/Unclass Sal. and Per Diem					
8000 General Fund	-	-	-	367,944	367,944
3400 Other Funds Ltd	1,295,940	-	1,295,940	861,681	2,157,621
All Funds	1,295,940	-	1,295,940	1,229,625	2,525,565
3160 Temporary Appointments					
3400 Other Funds Ltd	225,556	9,474	235,030	-	235,030

Detail Revenues & Expenditures - Requested Budget
 2023-25 Biennium
 Energy Development Services

Version: V - 01 - Agency Request Budget
 Cross Reference Number: 33000-200-00-00-00000

Description	2023-25 Base Budget	Essential Packages	2023-25 Current Service Level	Policy Packages	2023-25 Agency Request Budget
3190 All Other Differential					
3400 Other Funds Ltd	44,510	1,870	46,380	-	46,380
TOTAL SALARIES & WAGES					
8000 General Fund	-	-	-	367,944	367,944
3400 Other Funds Ltd	1,566,006	11,344	1,577,350	861,681	2,439,031
TOTAL SALARIES & WAGES	\$1,566,006	\$11,344	\$1,577,350	\$1,229,625	\$2,806,975
OTHER PAYROLL EXPENSES					
3210 Empl. Rel. Bd. Assessments					
8000 General Fund	-	-	-	159	159
3400 Other Funds Ltd	450	-	450	362	812
All Funds	450	-	450	521	971
3220 Public Employees' Retire Cont					
8000 General Fund	-	-	-	65,936	65,936
3400 Other Funds Ltd	240,209	335	240,544	154,415	394,959
All Funds	240,209	335	240,544	220,351	460,895
3221 Pension Obligation Bond					
8000 General Fund	18,314	(18,314)	-	-	-
3400 Other Funds Ltd	76,809	(5,964)	70,845	-	70,845
All Funds	95,123	(24,278)	70,845	-	70,845
3230 Social Security Taxes					
8000 General Fund	-	-	-	28,147	28,147
3400 Other Funds Ltd	119,799	868	120,667	65,918	186,585
All Funds	119,799	868	120,667	94,065	214,732

Detail Revenues & Expenditures - Requested Budget
 2023-25 Biennium
 Energy Development Services

Version: V - 01 - Agency Request Budget
 Cross Reference Number: 33000-200-00-00-00000

Description	2023-25 Base Budget	Essential Packages	2023-25 Current Service Level	Policy Packages	2023-25 Agency Request Budget
3240 Unemployment Assessments					
3400 Other Funds Ltd	30,448	1,279	31,727	-	31,727
3241 Paid Family Medical Leave Insurance					
8000 General Fund	-	-	-	1,471	1,471
3400 Other Funds Ltd	5,360	8	5,368	3,446	8,814
All Funds	5,360	8	5,368	4,917	10,285
3250 Worker's Comp. Assess. (WCD)					
8000 General Fund	-	-	-	138	138
3400 Other Funds Ltd	391	-	391	315	706
All Funds	391	-	391	453	844
3260 Mass Transit Tax					
8000 General Fund	-	-	-	2,208	2,208
3400 Other Funds Ltd	6,352	3,112	9,464	5,170	14,634
All Funds	6,352	3,112	9,464	7,378	16,842
3270 Flexible Benefits					
8000 General Fund	-	-	-	118,800	118,800
3400 Other Funds Ltd	336,600	-	336,600	272,250	608,850
All Funds	336,600	-	336,600	391,050	727,650
TOTAL OTHER PAYROLL EXPENSES					
8000 General Fund	18,314	(18,314)	-	216,859	216,859
3400 Other Funds Ltd	816,418	(362)	816,056	501,876	1,317,932
TOTAL OTHER PAYROLL EXPENSES	\$834,732	(\$18,676)	\$816,056	\$718,735	\$1,534,791

P.S. BUDGET ADJUSTMENTS

Detail Revenues & Expenditures - Requested Budget
 2023-25 Biennium
 Energy Development Services

Version: V - 01 - Agency Request Budget
 Cross Reference Number: 33000-200-00-00-00000

Description	2023-25 Base Budget	Essential Packages	2023-25 Current Service Level	Policy Packages	2023-25 Agency Request Budget
3455 Vacancy Savings					
3400 Other Funds Ltd	(18,318)	(24,706)	(43,024)	-	(43,024)
TOTAL PERSONAL SERVICES					
8000 General Fund	18,314	(18,314)	-	584,803	584,803
3400 Other Funds Ltd	2,364,106	(13,724)	2,350,382	1,363,557	3,713,939
TOTAL PERSONAL SERVICES	\$2,382,420	(\$32,038)	\$2,350,382	\$1,948,360	\$4,298,742
SERVICES & SUPPLIES					
4100 Instate Travel					
8000 General Fund	10,014	(10,014)	-	13,951	13,951
3400 Other Funds Ltd	65,171	(43,331)	21,840	33,566	55,406
All Funds	75,185	(53,345)	21,840	47,517	69,357
4150 Employee Training					
8000 General Fund	4,500	(4,500)	-	168	168
3400 Other Funds Ltd	18,929	(3,987)	14,942	406	15,348
All Funds	23,429	(8,487)	14,942	574	15,516
4175 Office Expenses					
8000 General Fund	14,118	(14,118)	-	883	883
3200 Other Funds Non-Ltd	5,020	-	5,020	-	5,020
3400 Other Funds Ltd	56,073	(1,480)	54,593	2,132	56,725
All Funds	75,211	(15,598)	59,613	3,015	62,628
4200 Telecommunications					
8000 General Fund	-	-	-	6,000	6,000
3400 Other Funds Ltd	9,819	(2,844)	6,975	11,993	18,968

Detail Revenues & Expenditures - Requested Budget
 2023-25 Biennium
 Energy Development Services

Version: V - 01 - Agency Request Budget
 Cross Reference Number: 33000-200-00-00-00000

Description	2023-25 Base Budget	Essential Packages	2023-25 Current Service Level	Policy Packages	2023-25 Agency Request Budget
All Funds	9,819	(2,844)	6,975	17,993	24,968
4225 State Gov. Service Charges					
3200 Other Funds Non-Ltd	226,509	-	226,509	-	226,509
4250 Data Processing					
3400 Other Funds Ltd	7	-	7	-	7
4275 Publicity and Publications					
8000 General Fund	8,450	(8,450)	-	-	-
3400 Other Funds Ltd	9,062	(4,127)	4,935	-	4,935
All Funds	17,512	(12,577)	4,935	-	4,935
4300 Professional Services					
8000 General Fund	500,000	(500,000)	-	-	-
3200 Other Funds Non-Ltd	300,742	-	300,742	-	300,742
3400 Other Funds Ltd	439,149	(308,288)	130,861	-	130,861
All Funds	1,239,891	(808,288)	431,603	-	431,603
4315 IT Professional Services					
8000 General Fund	20,000	(20,000)	-	-	-
3400 Other Funds Ltd	160,800	(160,800)	-	265,443	265,443
All Funds	180,800	(180,800)	-	265,443	265,443
4325 Attorney General					
8000 General Fund	10,000	(10,000)	-	-	-
3200 Other Funds Non-Ltd	404,468	-	404,468	-	404,468
3400 Other Funds Ltd	236,055	(111,344)	124,711	12,000	136,711
All Funds	650,523	(121,344)	529,179	12,000	541,179

Detail Revenues & Expenditures - Requested Budget
 2023-25 Biennium
 Energy Development Services

Version: V - 01 - Agency Request Budget
 Cross Reference Number: 33000-200-00-00-00000

Description	2023-25 Base Budget	Essential Packages	2023-25 Current Service Level	Policy Packages	2023-25 Agency Request Budget
4375 Employee Recruitment and Develop					
8000 General Fund	3,000	(3,000)	-	-	-
3400 Other Funds Ltd	11,180	(1,755)	9,425	-	9,425
All Funds	14,180	(4,755)	9,425	-	9,425
4400 Dues and Subscriptions					
3400 Other Funds Ltd	845	(136)	709	-	709
4450 Fuels and Utilities					
3400 Other Funds Ltd	46	2	48	-	48
4475 Facilities Maintenance					
3400 Other Funds Ltd	274	12	286	-	286
4575 Agency Program Related S and S					
8000 General Fund	217,620	(217,620)	-	261,908	261,908
3200 Other Funds Non-Ltd	47,876	-	47,876	-	47,876
3400 Other Funds Ltd	423,002	(288,654)	134,348	-	134,348
All Funds	688,498	(506,274)	182,224	261,908	444,132
4650 Other Services and Supplies					
8000 General Fund	4,457	(4,457)	-	3,888	3,888
3200 Other Funds Non-Ltd	141,516	-	141,516	-	141,516
3400 Other Funds Ltd	53,130	(15,274)	37,856	9,353	47,209
All Funds	199,103	(19,731)	179,372	13,241	192,613
4715 IT Expendable Property					
8000 General Fund	9,000	(9,000)	-	-	-
3400 Other Funds Ltd	39,893	(38,962)	931	15,000	15,931

Detail Revenues & Expenditures - Requested Budget
 2023-25 Biennium
 Energy Development Services

Version: V - 01 - Agency Request Budget
 Cross Reference Number: 33000-200-00-00-00000

Description	2023-25 Base Budget	Essential Packages	2023-25 Current Service Level	Policy Packages	2023-25 Agency Request Budget
All Funds	48,893	(47,962)	931	15,000	15,931
TOTAL SERVICES & SUPPLIES					
8000 General Fund	801,159	(801,159)	-	286,798	286,798
3200 Other Funds Non-Ltd	1,126,131	-	1,126,131	-	1,126,131
3400 Other Funds Ltd	1,523,435	(980,968)	542,467	349,893	892,360
TOTAL SERVICES & SUPPLIES	\$3,450,725	(\$1,782,127)	\$1,668,598	\$636,691	\$2,305,289
SPECIAL PAYMENTS					
6025 Dist to Other Gov Unit					
8000 General Fund	2,000,000	(2,000,000)	-	-	-
6030 Dist to Non-Gov Units					
3400 Other Funds Ltd	88,719	3,726	92,445	-	92,445
6035 Dist to Individuals					
8000 General Fund	10,000,000	(10,000,000)	-	4,977,981	4,977,981
3400 Other Funds Ltd	-	-	-	22,513,537	22,513,537
All Funds	10,000,000	(10,000,000)	-	27,491,518	27,491,518
6060 Intra-Agency Gen Fund Transfer					
8000 General Fund	95,000,000	(93,500,000)	1,500,000	10,000,000	11,500,000
6085 Other Special Payments					
3400 Other Funds Ltd	53,154,424	(29,488,400)	23,666,024	6,773,035	30,439,059
TOTAL SPECIAL PAYMENTS					
8000 General Fund	107,000,000	(105,500,000)	1,500,000	14,977,981	16,477,981
3400 Other Funds Ltd	53,243,143	(29,484,674)	23,758,469	29,286,572	53,045,041
TOTAL SPECIAL PAYMENTS	\$160,243,143	(\$134,984,674)	\$25,258,469	\$44,264,553	\$69,523,022

Detail Revenues & Expenditures - Requested Budget
 2023-25 Biennium
 Energy Development Services

Version: V - 01 - Agency Request Budget
 Cross Reference Number: 33000-200-00-00-00000

Description	2023-25 Base Budget	Essential Packages	2023-25 Current Service Level	Policy Packages	2023-25 Agency Request Budget
DEBT SERVICE					
7100 Principal - Bonds					
4430 Lottery Funds Debt Svc Ltd	1,400,230	-	1,400,230	-	1,400,230
3230 Other Funds Debt Svc Non-Ltd	22,825,000	-	22,825,000	-	22,825,000
3430 Other Funds Debt Svc Ltd	2,953,402	(2,953,402)	-	-	-
All Funds	27,178,632	(2,953,402)	24,225,230	-	24,225,230
7150 Interest - Bonds					
4430 Lottery Funds Debt Svc Ltd	38,930	-	38,930	-	38,930
3230 Other Funds Debt Svc Non-Ltd	5,405,578	-	5,405,578	-	5,405,578
3430 Other Funds Debt Svc Ltd	546,598	(546,598)	-	-	-
All Funds	5,991,106	(546,598)	5,444,508	-	5,444,508
TOTAL DEBT SERVICE					
4430 Lottery Funds Debt Svc Ltd	1,439,160	-	1,439,160	-	1,439,160
3230 Other Funds Debt Svc Non-Ltd	28,230,578	-	28,230,578	-	28,230,578
3430 Other Funds Debt Svc Ltd	3,500,000	(3,500,000)	-	-	-
TOTAL DEBT SERVICE	\$33,169,738	(\$3,500,000)	\$29,669,738	-	\$29,669,738
TOTAL EXPENDITURES					
8000 General Fund	107,819,473	(106,319,473)	1,500,000	15,849,582	17,349,582
4430 Lottery Funds Debt Svc Ltd	1,439,160	-	1,439,160	-	1,439,160
3200 Other Funds Non-Ltd	1,126,131	-	1,126,131	-	1,126,131
3230 Other Funds Debt Svc Non-Ltd	28,230,578	-	28,230,578	-	28,230,578
3400 Other Funds Ltd	57,130,684	(30,479,366)	26,651,318	31,000,022	57,651,340
3430 Other Funds Debt Svc Ltd	3,500,000	(3,500,000)	-	-	-

Detail Revenues & Expenditures - Requested Budget
 2023-25 Biennium
 Energy Development Services

Version: V - 01 - Agency Request Budget
 Cross Reference Number: 33000-200-00-00-00000

Description	2023-25 Base Budget	Essential Packages	2023-25 Current Service Level	Policy Packages	2023-25 Agency Request Budget
TOTAL EXPENDITURES	\$199,246,026	(\$140,298,839)	\$58,947,187	\$46,849,604	\$105,796,791
ENDING BALANCE					
4430 Lottery Funds Debt Svc Ltd	5,345	-	5,345	-	5,345
3200 Other Funds Non-Ltd	1,961,963	-	1,961,963	-	1,961,963
3230 Other Funds Debt Svc Non-Ltd	3,913,587	-	3,913,587	-	3,913,587
3400 Other Funds Ltd	84,855,429	(59,520,634)	25,334,795	(21,611,944)	3,722,851
TOTAL ENDING BALANCE	\$90,736,324	(\$59,520,634)	\$31,215,690	(\$21,611,944)	\$9,603,746
AUTHORIZED POSITIONS					
8150 Class/Unclass Positions	9	-	9	12	21
AUTHORIZED FTE					
8250 Class/Unclass FTE Positions	8.50	-	8.50	9.89	18.39

Detail Revenues & Expenditures - Requested Budget
 2023-25 Biennium
 Nuclear Safety & Emergency Response

Version: V - 01 - Agency Request Budget
 Cross Reference Number: 33000-300-00-00-00000

Description	2023-25 Base Budget	Essential Packages	2023-25 Current Service Level	Policy Packages	2023-25 Agency Request Budget
BEGINNING BALANCE					
0025 Beginning Balance					
3400 Other Funds Ltd	131,155	-	131,155	-	131,155
6400 Federal Funds Ltd	29,870	-	29,870	-	29,870
All Funds	161,025	-	161,025	-	161,025
0030 Beginning Balance Adjustment					
3400 Other Funds Ltd	19,000	-	19,000	-	19,000
6400 Federal Funds Ltd	442,475	-	442,475	-	442,475
All Funds	461,475	-	461,475	-	461,475
TOTAL BEGINNING BALANCE					
3400 Other Funds Ltd	150,155	-	150,155	-	150,155
6400 Federal Funds Ltd	472,345	-	472,345	-	472,345
TOTAL BEGINNING BALANCE	\$622,500	-	\$622,500	-	\$622,500

REVENUE CATEGORIES

GENERAL FUND APPROPRIATION

0050 General Fund Appropriation

8000 General Fund	86,768	(4,435)	82,333	173,929	256,262
-------------------	--------	---------	--------	---------	---------

LICENSES AND FEES

0205 Business Lic and Fees

3400 Other Funds Ltd	45,000	-	45,000	-	45,000
----------------------	--------	---	--------	---	--------

CHARGES FOR SERVICES

0410 Charges for Services

3400 Other Funds Ltd	471,798	-	471,798	-	471,798
----------------------	---------	---	---------	---	---------

Detail Revenues & Expenditures - Requested Budget
 2023-25 Biennium
 Nuclear Safety & Emergency Response

Version: V - 01 - Agency Request Budget
 Cross Reference Number: 33000-300-00-00-00000

Description	2023-25 Base Budget	Essential Packages	2023-25 Current Service Level	Policy Packages	2023-25 Agency Request Budget
FEDERAL FUNDS REVENUE					
0995 Federal Funds					
6400 Federal Funds Ltd	2,482,435	190,590	2,673,025	(109,908)	2,563,117
TRANSFERS IN					
1010 Transfer In - Intrafund					
3400 Other Funds Ltd	474,360	-	474,360	-	474,360
TOTAL REVENUES					
8000 General Fund	86,768	(4,435)	82,333	173,929	256,262
3400 Other Funds Ltd	991,158	-	991,158	-	991,158
6400 Federal Funds Ltd	2,482,435	190,590	2,673,025	(109,908)	2,563,117
TOTAL REVENUES	\$3,560,361	\$186,155	\$3,746,516	\$64,021	\$3,810,537
TRANSFERS OUT					
2020 Transfer Out - Indirect Cost					
3400 Other Funds Ltd	(192,017)	-	(192,017)	-	(192,017)
6400 Federal Funds Ltd	(643,742)	-	(643,742)	-	(643,742)
All Funds	(835,759)	-	(835,759)	-	(835,759)
AVAILABLE REVENUES					
8000 General Fund	86,768	(4,435)	82,333	173,929	256,262
3400 Other Funds Ltd	949,296	-	949,296	-	949,296
6400 Federal Funds Ltd	2,311,038	190,590	2,501,628	(109,908)	2,391,720
TOTAL AVAILABLE REVENUES	\$3,347,102	\$186,155	\$3,533,257	\$64,021	\$3,597,278
EXPENDITURES					
PERSONAL SERVICES					

Detail Revenues & Expenditures - Requested Budget
 2023-25 Biennium
 Nuclear Safety & Emergency Response

Version: V - 01 - Agency Request Budget
 Cross Reference Number: 33000-300-00-00-00000

Description	2023-25 Base Budget	Essential Packages	2023-25 Current Service Level	Policy Packages	2023-25 Agency Request Budget
SALARIES & WAGES					
3110 Class/Unclass Sal. and Per Diem					
8000 General Fund	35,107	-	35,107	76,221	111,328
3400 Other Funds Ltd	432,354	(151,041)	281,313	-	281,313
6400 Federal Funds Ltd	894,431	151,041	1,045,472	(76,221)	969,251
All Funds	1,361,892	-	1,361,892	-	1,361,892
3190 All Other Differential					
3400 Other Funds Ltd	360	15	375	-	375
TOTAL SALARIES & WAGES					
8000 General Fund	35,107	-	35,107	76,221	111,328
3400 Other Funds Ltd	432,714	(151,026)	281,688	-	281,688
6400 Federal Funds Ltd	894,431	151,041	1,045,472	(76,221)	969,251
TOTAL SALARIES & WAGES	\$1,362,252	\$15	\$1,362,267	-	\$1,362,267
OTHER PAYROLL EXPENSES					
3210 Empl. Rel. Bd. Assessments					
8000 General Fund	8	-	8	19	27
3400 Other Funds Ltd	98	(35)	63	-	63
6400 Federal Funds Ltd	212	35	247	(19)	228
All Funds	318	-	318	-	318
3220 Public Employees' Retire Cont					
8000 General Fund	6,291	-	6,291	13,659	19,950
3400 Other Funds Ltd	77,059	(27,064)	49,995	-	49,995
6400 Federal Funds Ltd	160,282	27,067	187,349	(13,659)	173,690

Detail Revenues & Expenditures - Requested Budget
 2023-25 Biennium
 Nuclear Safety & Emergency Response

Version: V - 01 - Agency Request Budget
 Cross Reference Number: 33000-300-00-00-00000

Description	2023-25 Base Budget	Essential Packages	2023-25 Current Service Level	Policy Packages	2023-25 Agency Request Budget
All Funds	243,632	3	243,635	-	243,635
3221 Pension Obligation Bond					
8000 General Fund	1,742	113	1,855	-	1,855
3400 Other Funds Ltd	22,550	320	22,870	-	22,870
6400 Federal Funds Ltd	44,173	3,099	47,272	-	47,272
All Funds	68,465	3,532	71,997	-	71,997
3230 Social Security Taxes					
8000 General Fund	2,686	-	2,686	5,831	8,517
3400 Other Funds Ltd	33,101	(11,553)	21,548	-	21,548
6400 Federal Funds Ltd	68,423	11,554	79,977	(5,831)	74,146
All Funds	104,210	1	104,211	-	104,211
3240 Unemployment Assessments					
3400 Other Funds Ltd	1,696	71	1,767	-	1,767
3241 Paid Family Medical Leave Insurance					
8000 General Fund	140	-	140	302	442
3400 Other Funds Ltd	1,699	(601)	1,098	-	1,098
6400 Federal Funds Ltd	3,529	601	4,130	(302)	3,828
All Funds	5,368	-	5,368	-	5,368
3250 Worker's Comp. Assess. (WCD)					
8000 General Fund	7	-	7	16	23
3400 Other Funds Ltd	85	(30)	55	-	55
6400 Federal Funds Ltd	184	30	214	(16)	198
All Funds	276	-	276	-	276

Detail Revenues & Expenditures - Requested Budget
 2023-25 Biennium
 Nuclear Safety & Emergency Response

Version: V - 01 - Agency Request Budget
 Cross Reference Number: 33000-300-00-00-00000

Description	2023-25 Base Budget	Essential Packages	2023-25 Current Service Level	Policy Packages	2023-25 Agency Request Budget
3260 Mass Transit Tax					
8000 General Fund	-	211	211	457	668
3400 Other Funds Ltd	2,458	138	2,596	-	2,596
All Funds	2,458	349	2,807	457	3,264
3270 Flexible Benefits					
8000 General Fund	5,940	-	5,940	13,860	19,800
3400 Other Funds Ltd	73,260	(25,740)	47,520	-	47,520
6400 Federal Funds Ltd	158,400	25,740	184,140	(13,860)	170,280
All Funds	237,600	-	237,600	-	237,600
TOTAL OTHER PAYROLL EXPENSES					
8000 General Fund	16,814	324	17,138	34,144	51,282
3400 Other Funds Ltd	212,006	(64,494)	147,512	-	147,512
6400 Federal Funds Ltd	435,203	68,126	503,329	(33,687)	469,642
TOTAL OTHER PAYROLL EXPENSES	\$664,023	\$3,956	\$667,979	\$457	\$668,436
TOTAL PERSONAL SERVICES					
8000 General Fund	51,921	324	52,245	110,365	162,610
3400 Other Funds Ltd	644,720	(215,520)	429,200	-	429,200
6400 Federal Funds Ltd	1,329,634	219,167	1,548,801	(109,908)	1,438,893
TOTAL PERSONAL SERVICES	\$2,026,275	\$3,971	\$2,030,246	\$457	\$2,030,703
SERVICES & SUPPLIES					
4100 Instate Travel					
8000 General Fund	1,856	78	1,934	2,380	4,314
3400 Other Funds Ltd	10,471	440	10,911	-	10,911

Detail Revenues & Expenditures - Requested Budget
 2023-25 Biennium
 Nuclear Safety & Emergency Response

Version: V - 01 - Agency Request Budget
 Cross Reference Number: 33000-300-00-00-00000

Description	2023-25 Base Budget	Essential Packages	2023-25 Current Service Level	Policy Packages	2023-25 Agency Request Budget
6400 Federal Funds Ltd	22,079	6,484	28,563	-	28,563
All Funds	34,406	7,002	41,408	2,380	43,788
4125 Out of State Travel					
3400 Other Funds Ltd	26,675	1,120	27,795	-	27,795
6400 Federal Funds Ltd	75,886	3,187	79,073	-	79,073
All Funds	102,561	4,307	106,868	-	106,868
4150 Employee Training					
3400 Other Funds Ltd	349	15	364	-	364
6400 Federal Funds Ltd	6,320	363	6,683	-	6,683
All Funds	6,669	378	7,047	-	7,047
4175 Office Expenses					
3400 Other Funds Ltd	3,070	129	3,199	-	3,199
6400 Federal Funds Ltd	4,828	289	5,117	-	5,117
All Funds	7,898	418	8,316	-	8,316
4200 Telecommunications					
8000 General Fund	-	-	-	6,000	6,000
3400 Other Funds Ltd	5,215	219	5,434	-	5,434
6400 Federal Funds Ltd	6,561	1,229	7,790	-	7,790
All Funds	11,776	1,448	13,224	6,000	19,224
4275 Publicity and Publications					
3400 Other Funds Ltd	1,848	78	1,926	-	1,926
6400 Federal Funds Ltd	2,403	127	2,530	-	2,530
All Funds	4,251	205	4,456	-	4,456

Detail Revenues & Expenditures - Requested Budget
 2023-25 Biennium
 Nuclear Safety & Emergency Response

Version: V - 01 - Agency Request Budget
 Cross Reference Number: 33000-300-00-00-00000

Description	2023-25 Base Budget	Essential Packages	2023-25 Current Service Level	Policy Packages	2023-25 Agency Request Budget
4300 Professional Services					
3400 Other Funds Ltd	46,645	4,105	50,750	-	50,750
6400 Federal Funds Ltd	361,921	199,945	561,866	-	561,866
All Funds	408,566	204,050	612,616	-	612,616
4325 Attorney General					
8000 General Fund	5,972	(5,972)	-	5,808	5,808
3400 Other Funds Ltd	30,262	5,347	35,609	-	35,609
6400 Federal Funds Ltd	367	65	432	-	432
All Funds	36,601	(560)	36,041	5,808	41,849
4375 Employee Recruitment and Develop					
3400 Other Funds Ltd	2,608	110	2,718	-	2,718
6400 Federal Funds Ltd	324	14	338	-	338
All Funds	2,932	124	3,056	-	3,056
4400 Dues and Subscriptions					
3400 Other Funds Ltd	52	2	54	-	54
6400 Federal Funds Ltd	230	24	254	-	254
All Funds	282	26	308	-	308
4450 Fuels and Utilities					
3400 Other Funds Ltd	196	8	204	-	204
4475 Facilities Maintenance					
3400 Other Funds Ltd	4,172	175	4,347	-	4,347
6400 Federal Funds Ltd	2,003	84	2,087	-	2,087
All Funds	6,175	259	6,434	-	6,434

Detail Revenues & Expenditures - Requested Budget
 2023-25 Biennium
 Nuclear Safety & Emergency Response

Version: V - 01 - Agency Request Budget
 Cross Reference Number: 33000-300-00-00-00000

Description	2023-25 Base Budget	Essential Packages	2023-25 Current Service Level	Policy Packages	2023-25 Agency Request Budget
4575 Agency Program Related S and S					
8000 General Fund	27,019	1,135	28,154	49,376	77,530
3400 Other Funds Ltd	30,880	1,297	32,177	-	32,177
6400 Federal Funds Ltd	8,662	494	9,156	-	9,156
All Funds	66,561	2,926	69,487	49,376	118,863
4650 Other Services and Supplies					
3400 Other Funds Ltd	16,197	680	16,877	-	16,877
4715 IT Expendable Property					
3400 Other Funds Ltd	4,115	173	4,288	-	4,288
TOTAL SERVICES & SUPPLIES					
8000 General Fund	34,847	(4,759)	30,088	63,564	93,652
3400 Other Funds Ltd	182,755	13,898	196,653	-	196,653
6400 Federal Funds Ltd	491,584	212,305	703,889	-	703,889
TOTAL SERVICES & SUPPLIES	\$709,186	\$221,444	\$930,630	\$63,564	\$994,194
SPECIAL PAYMENTS					
6020 Dist to Counties					
3400 Other Funds Ltd	32,925	1,383	34,308	-	34,308
6400 Federal Funds Ltd	23,693	995	24,688	-	24,688
All Funds	56,618	2,378	58,996	-	58,996
6048 Spc Pmt to Public Universities					
3400 Other Funds Ltd	1,690	71	1,761	-	1,761
6085 Other Special Payments					
3400 Other Funds Ltd	1,202	50	1,252	-	1,252

Detail Revenues & Expenditures - Requested Budget
 2023-25 Biennium
 Nuclear Safety & Emergency Response

Version: V - 01 - Agency Request Budget
 Cross Reference Number: 33000-300-00-00-00000

Description	2023-25 Base Budget	Essential Packages	2023-25 Current Service Level	Policy Packages	2023-25 Agency Request Budget
6400 Federal Funds Ltd	15,000	16,260	31,260	-	31,260
All Funds	16,202	16,310	32,512	-	32,512
6443 Spc Pmt to Oregon Health Authority					
3400 Other Funds Ltd	74,000	-	74,000	-	74,000
6400 Federal Funds Ltd	15,000	-	15,000	-	15,000
All Funds	89,000	-	89,000	-	89,000
TOTAL SPECIAL PAYMENTS					
3400 Other Funds Ltd	109,817	1,504	111,321	-	111,321
6400 Federal Funds Ltd	53,693	17,255	70,948	-	70,948
TOTAL SPECIAL PAYMENTS	\$163,510	\$18,759	\$182,269	-	\$182,269
TOTAL EXPENDITURES					
8000 General Fund	86,768	(4,435)	82,333	173,929	256,262
3400 Other Funds Ltd	937,292	(200,118)	737,174	-	737,174
6400 Federal Funds Ltd	1,874,911	448,727	2,323,638	(109,908)	2,213,730
TOTAL EXPENDITURES	\$2,898,971	\$244,174	\$3,143,145	\$64,021	\$3,207,166
ENDING BALANCE					
3400 Other Funds Ltd	12,004	200,118	212,122	-	212,122
6400 Federal Funds Ltd	436,127	(258,137)	177,990	-	177,990
TOTAL ENDING BALANCE	\$448,131	(\$58,019)	\$390,112	-	\$390,112
AUTHORIZED POSITIONS					
8150 Class/Unclass Positions	6	-	6	-	6
AUTHORIZED FTE					
8250 Class/Unclass FTE Positions	6.00	-	6.00	-	6.00

Detail Revenues & Expenditures - Requested Budget
 2023-25 Biennium
 Energy Facility Siting

Version: V - 01 - Agency Request Budget
 Cross Reference Number: 33000-400-00-00-00000

Description	2023-25 Base Budget	Essential Packages	2023-25 Current Service Level	Policy Packages	2023-25 Agency Request Budget
BEGINNING BALANCE					
0025 Beginning Balance					
3400 Other Funds Ltd	322,490	-	322,490	-	322,490
0030 Beginning Balance Adjustment					
3400 Other Funds Ltd	900,320	-	900,320	-	900,320
TOTAL BEGINNING BALANCE					
3400 Other Funds Ltd	1,222,810	-	1,222,810	-	1,222,810
REVENUE CATEGORIES					
LICENSES AND FEES					
0205 Business Lic and Fees					
3400 Other Funds Ltd	5,132,256	-	5,132,256	-	5,132,256
CHARGES FOR SERVICES					
0410 Charges for Services					
3400 Other Funds Ltd	950,331	-	950,331	503,611	1,453,942
FINES, RENTS AND ROYALTIES					
0505 Fines and Forfeitures					
3400 Other Funds Ltd	5,700	-	5,700	-	5,700
FEDERAL FUNDS REVENUE					
0995 Federal Funds					
6400 Federal Funds Ltd	113,666	(113,666)	-	-	-
TRANSFERS IN					
1010 Transfer In - Intrafund					
3400 Other Funds Ltd	2,801,700	-	2,801,700	-	2,801,700

Detail Revenues & Expenditures - Requested Budget
 2023-25 Biennium
 Energy Facility Siting

Version: V - 01 - Agency Request Budget
 Cross Reference Number: 33000-400-00-00-00000

Description	2023-25 Base Budget	Essential Packages	2023-25 Current Service Level	Policy Packages	2023-25 Agency Request Budget
TOTAL REVENUES					
3400 Other Funds Ltd	8,889,987	-	8,889,987	503,611	9,393,598
6400 Federal Funds Ltd	113,666	(113,666)	-	-	-
TOTAL REVENUES	\$9,003,653	(\$113,666)	\$8,889,987	\$503,611	\$9,393,598
TRANSFERS OUT					
2010 Transfer Out - Intrafund					
3400 Other Funds Ltd	(550,000)	-	(550,000)	-	(550,000)
2020 Transfer Out - Indirect Cost					
3400 Other Funds Ltd	(1,649,970)	-	(1,649,970)	-	(1,649,970)
TOTAL TRANSFERS OUT					
3400 Other Funds Ltd	(2,199,970)	-	(2,199,970)	-	(2,199,970)
AVAILABLE REVENUES					
3400 Other Funds Ltd	7,912,827	-	7,912,827	503,611	8,416,438
6400 Federal Funds Ltd	113,666	(113,666)	-	-	-
TOTAL AVAILABLE REVENUES	\$8,026,493	(\$113,666)	\$7,912,827	\$503,611	\$8,416,438
EXPENDITURES					
PERSONAL SERVICES					
SALARIES & WAGES					
3110 Class/Unclass Sal. and Per Diem					
3400 Other Funds Ltd	2,171,844	-	2,171,844	305,880	2,477,724
3160 Temporary Appointments					
3400 Other Funds Ltd	1,435	60	1,495	-	1,495
3190 All Other Differential					

Detail Revenues & Expenditures - Requested Budget
 2023-25 Biennium
 Energy Facility Siting

Version: V - 01 - Agency Request Budget
 Cross Reference Number: 33000-400-00-00-00000

Description	2023-25 Base Budget	Essential Packages	2023-25 Current Service Level	Policy Packages	2023-25 Agency Request Budget
3400 Other Funds Ltd	2,792	117	2,909	-	2,909
TOTAL SALARIES & WAGES					
3400 Other Funds Ltd	2,176,071	177	2,176,248	305,880	2,482,128
OTHER PAYROLL EXPENSES					
3210 Empl. Rel. Bd. Assessments					
3400 Other Funds Ltd	583	-	583	106	689
3220 Public Employees' Retire Cont					
3400 Other Funds Ltd	388,739	21	388,760	54,814	443,574
3221 Pension Obligation Bond					
3400 Other Funds Ltd	128,453	(13,519)	114,934	-	114,934
3230 Social Security Taxes					
3400 Other Funds Ltd	166,468	14	166,482	23,400	189,882
3240 Unemployment Assessments					
3400 Other Funds Ltd	2,630	108	2,738	-	2,738
3241 Paid Family Medical Leave Insurance					
3400 Other Funds Ltd	8,607	-	8,607	1,224	9,831
3250 Worker's Comp. Assess. (WCD)					
3400 Other Funds Ltd	506	-	506	92	598
3260 Mass Transit Tax					
3400 Other Funds Ltd	12,510	547	13,057	1,835	14,892
3270 Flexible Benefits					
3400 Other Funds Ltd	435,600	-	435,600	79,200	514,800
TOTAL OTHER PAYROLL EXPENSES					

Detail Revenues & Expenditures - Requested Budget
 2023-25 Biennium
 Energy Facility Siting

Version: V - 01 - Agency Request Budget
 Cross Reference Number: 33000-400-00-00-00000

Description	2023-25 Base Budget	Essential Packages	2023-25 Current Service Level	Policy Packages	2023-25 Agency Request Budget
3400 Other Funds Ltd	1,144,096	(12,829)	1,131,267	160,671	1,291,938
P.S. BUDGET ADJUSTMENTS					
3455 Vacancy Savings					
3400 Other Funds Ltd	(18,318)	(67,730)	(86,048)	-	(86,048)
TOTAL PERSONAL SERVICES					
3400 Other Funds Ltd	3,301,849	(80,382)	3,221,467	466,551	3,688,018
SERVICES & SUPPLIES					
4100 Instate Travel					
3400 Other Funds Ltd	108,932	(4,108)	104,824	8,975	113,799
4125 Out of State Travel					
3400 Other Funds Ltd	5,966	251	6,217	-	6,217
4150 Employee Training					
3400 Other Funds Ltd	27,788	(1,959)	25,829	230	26,059
4175 Office Expenses					
3400 Other Funds Ltd	32,256	(521)	31,735	1,817	33,552
4200 Telecommunications					
3400 Other Funds Ltd	-	-	-	6,000	6,000
4275 Publicity and Publications					
3400 Other Funds Ltd	28,678	256	28,934	2,389	31,323
4300 Professional Services					
3400 Other Funds Ltd	1,007,967	67,455	1,075,422	-	1,075,422
4325 Attorney General					
3400 Other Funds Ltd	724,596	53,846	778,442	-	778,442

Detail Revenues & Expenditures - Requested Budget
 2023-25 Biennium
 Energy Facility Siting

Version: V - 01 - Agency Request Budget
 Cross Reference Number: 33000-400-00-00-00000

Description	2023-25 Base Budget	Essential Packages	2023-25 Current Service Level	Policy Packages	2023-25 Agency Request Budget
4400 Dues and Subscriptions					
3400 Other Funds Ltd	2,048	86	2,134	109	2,243
4425 Facilities Rental and Taxes					
3400 Other Funds Ltd	586	(586)	-	-	-
4575 Agency Program Related S and S					
3400 Other Funds Ltd	83,525	3,052	86,577	8,444	95,021
4650 Other Services and Supplies					
3400 Other Funds Ltd	19,453	797	20,250	96	20,346
4715 IT Expendable Property					
3400 Other Funds Ltd	25,967	(1,499)	24,468	9,000	33,468
TOTAL SERVICES & SUPPLIES					
3400 Other Funds Ltd	2,067,762	117,070	2,184,832	37,060	2,221,892
SPECIAL PAYMENTS					
6015 Dist to Cities					
3400 Other Funds Ltd	15,720	660	16,380	-	16,380
6020 Dist to Counties					
3400 Other Funds Ltd	86,981	3,653	90,634	-	90,634
6085 Other Special Payments					
3400 Other Funds Ltd	107,686	4,523	112,209	-	112,209
6400 Federal Funds Ltd	113,666	(113,666)	-	-	-
All Funds	221,352	(109,143)	112,209	-	112,209
6109 Spc Pmt to Aviation, Dept of					
3400 Other Funds Ltd	15,000	-	15,000	-	15,000

Detail Revenues & Expenditures - Requested Budget
 2023-25 Biennium
 Energy Facility Siting

Version: V - 01 - Agency Request Budget
 Cross Reference Number: 33000-400-00-00-00000

Description	2023-25 Base Budget	Essential Packages	2023-25 Current Service Level	Policy Packages	2023-25 Agency Request Budget
6632 Spc Pmt to Geology/Mineral Ind					
3400 Other Funds Ltd	23,602	-	23,602	-	23,602
6635 Spc Pmt to Fish/Wildlife, Dept of					
3400 Other Funds Ltd	89,974	-	89,974	-	89,974
TOTAL SPECIAL PAYMENTS					
3400 Other Funds Ltd	338,963	8,836	347,799	-	347,799
6400 Federal Funds Ltd	113,666	(113,666)	-	-	-
TOTAL SPECIAL PAYMENTS	\$452,629	(\$104,830)	\$347,799	-	\$347,799
TOTAL EXPENDITURES					
3400 Other Funds Ltd	5,708,574	45,524	5,754,098	503,611	6,257,709
6400 Federal Funds Ltd	113,666	(113,666)	-	-	-
TOTAL EXPENDITURES	\$5,822,240	(\$68,142)	\$5,754,098	\$503,611	\$6,257,709
ENDING BALANCE					
3400 Other Funds Ltd	2,204,253	(45,524)	2,158,729	-	2,158,729
AUTHORIZED POSITIONS					
8150 Class/Unclass Positions	11	-	11	2	13
AUTHORIZED FTE					
8250 Class/Unclass FTE Positions	11.00	-	11.00	2.00	13.00

Detail Revenues & Expenditures - Requested Budget
 2023-25 Biennium
 Administrative Services

Version: V - 01 - Agency Request Budget
 Cross Reference Number: 33000-500-00-00-00000

Description	2023-25 Base Budget	Essential Packages	2023-25 Current Service Level	Policy Packages	2023-25 Agency Request Budget
BEGINNING BALANCE					
0025 Beginning Balance					
3400 Other Funds Ltd	2,881,003	-	2,881,003	-	2,881,003
0030 Beginning Balance Adjustment					
3400 Other Funds Ltd	613,533	-	613,533	-	613,533
TOTAL BEGINNING BALANCE					
3400 Other Funds Ltd	3,494,536	-	3,494,536	-	3,494,536
REVENUE CATEGORIES					
GENERAL FUND APPROPRIATION					
0050 General Fund Appropriation					
8000 General Fund	-	-	-	948,471	948,471
CHARGES FOR SERVICES					
0410 Charges for Services					
3400 Other Funds Ltd	-	-	-	126,319	126,319
0415 Admin and Service Charges					
3400 Other Funds Ltd	16,697,935	-	16,697,935	-	16,697,935
TOTAL CHARGES FOR SERVICES					
3400 Other Funds Ltd	16,697,935	-	16,697,935	126,319	16,824,254
OTHER					
0975 Other Revenues					
3400 Other Funds Ltd	294,457	-	294,457	-	294,457
FEDERAL FUNDS REVENUE					
0995 Federal Funds					

Detail Revenues & Expenditures - Requested Budget
 2023-25 Biennium
 Administrative Services

Version: V - 01 - Agency Request Budget
 Cross Reference Number: 33000-500-00-00-00000

Description	2023-25 Base Budget	Essential Packages	2023-25 Current Service Level	Policy Packages	2023-25 Agency Request Budget
6400 Federal Funds Ltd	142,622	(115,217)	27,405	157,872	185,277
TRANSFERS IN					
1010 Transfer In - Intrafund					
3400 Other Funds Ltd	4,893,421	-	4,893,421	-	4,893,421
1020 Transfer In - Indirect Cost					
3400 Other Funds Ltd	8,913,293	-	8,913,293	-	8,913,293
TOTAL TRANSFERS IN					
3400 Other Funds Ltd	13,806,714	-	13,806,714	-	13,806,714
TOTAL REVENUES					
8000 General Fund	-	-	-	948,471	948,471
3400 Other Funds Ltd	30,799,106	-	30,799,106	126,319	30,925,425
6400 Federal Funds Ltd	142,622	(115,217)	27,405	157,872	185,277
TOTAL REVENUES	\$30,941,728	(\$115,217)	\$30,826,511	\$1,232,662	\$32,059,173
TRANSFERS OUT					
2010 Transfer Out - Intrafund					
3400 Other Funds Ltd	(16,691,879)	-	(16,691,879)	-	(16,691,879)
2020 Transfer Out - Indirect Cost					
3400 Other Funds Ltd	(1,400,037)	-	(1,400,037)	-	(1,400,037)
6400 Federal Funds Ltd	(5,358)	-	(5,358)	(34,181)	(39,539)
All Funds	(1,405,395)	-	(1,405,395)	(34,181)	(1,439,576)
TOTAL TRANSFERS OUT					
3400 Other Funds Ltd	(18,091,916)	-	(18,091,916)	-	(18,091,916)
6400 Federal Funds Ltd	(5,358)	-	(5,358)	(34,181)	(39,539)

Detail Revenues & Expenditures - Requested Budget
 2023-25 Biennium
 Administrative Services

Version: V - 01 - Agency Request Budget
 Cross Reference Number: 33000-500-00-00-00000

Description	2023-25 Base Budget	Essential Packages	2023-25 Current Service Level	Policy Packages	2023-25 Agency Request Budget
TOTAL TRANSFERS OUT	(\$18,097,274)	-	(\$18,097,274)	(\$34,181)	(\$18,131,455)
AVAILABLE REVENUES					
8000 General Fund	-	-	-	948,471	948,471
3400 Other Funds Ltd	16,201,726	-	16,201,726	126,319	16,328,045
6400 Federal Funds Ltd	137,264	(115,217)	22,047	123,691	145,738
TOTAL AVAILABLE REVENUES	\$16,338,990	(\$115,217)	\$16,223,773	\$1,198,481	\$17,422,254
EXPENDITURES					
PERSONAL SERVICES					
SALARIES & WAGES					
3110 Class/Unclass Sal. and Per Diem					
8000 General Fund	-	-	-	346,148	346,148
3400 Other Funds Ltd	5,922,990	-	5,922,990	51,775	5,974,765
6400 Federal Funds Ltd	7,614	-	7,614	50,252	57,866
All Funds	5,930,604	-	5,930,604	448,175	6,378,779
3160 Temporary Appointments					
3400 Other Funds Ltd	55,719	2,340	58,059	-	58,059
TOTAL SALARIES & WAGES					
8000 General Fund	-	-	-	346,148	346,148
3400 Other Funds Ltd	5,978,709	2,340	5,981,049	51,775	6,032,824
6400 Federal Funds Ltd	7,614	-	7,614	50,252	57,866
TOTAL SALARIES & WAGES	\$5,986,323	\$2,340	\$5,988,663	\$448,175	\$6,436,838
OTHER PAYROLL EXPENSES					
3210 Empl. Rel. Bd. Assessments					

Detail Revenues & Expenditures - Requested Budget
 2023-25 Biennium
 Administrative Services

Version: V - 01 - Agency Request Budget
 Cross Reference Number: 33000-500-00-00-00000

Description	2023-25 Base Budget	Essential Packages	2023-25 Current Service Level	Policy Packages	2023-25 Agency Request Budget
8000 General Fund	-	-	-	176	176
3400 Other Funds Ltd	1,639	-	1,639	18	1,657
6400 Federal Funds Ltd	3	-	3	17	20
All Funds	1,642	-	1,642	211	1,853
3215 Worker's Comp Ins. (SAIF)					
3400 Other Funds Ltd	55	-	55	-	55
3220 Public Employees' Retire Cont					
8000 General Fund	-	-	-	62,030	62,030
3400 Other Funds Ltd	1,061,400	-	1,061,400	9,278	1,070,678
6400 Federal Funds Ltd	1,364	-	1,364	9,005	10,369
All Funds	1,062,764	-	1,062,764	80,313	1,143,077
3221 Pension Obligation Bond					
3400 Other Funds Ltd	313,187	(145)	313,042	-	313,042
6400 Federal Funds Ltd	480	(78)	402	-	402
All Funds	313,667	(223)	313,444	-	313,444
3230 Social Security Taxes					
8000 General Fund	-	-	-	26,479	26,479
3400 Other Funds Ltd	450,328	179	450,507	3,961	454,468
6400 Federal Funds Ltd	582	-	582	3,844	4,426
All Funds	450,910	179	451,089	34,284	485,373
3240 Unemployment Assessments					
3400 Other Funds Ltd	1,696	71	1,767	-	1,767
3241 Paid Family Medical Leave Insurance					

Detail Revenues & Expenditures - Requested Budget
 2023-25 Biennium
 Administrative Services

Version: V - 01 - Agency Request Budget
 Cross Reference Number: 33000-500-00-00-00000

Description	2023-25 Base Budget	Essential Packages	2023-25 Current Service Level	Policy Packages	2023-25 Agency Request Budget
8000 General Fund	-	-	-	1,384	1,384
3400 Other Funds Ltd	23,009	-	23,009	207	23,216
6400 Federal Funds Ltd	30	-	30	201	231
All Funds	23,039	-	23,039	1,792	24,831
3250 Worker's Comp. Assess. (WCD)					
8000 General Fund	-	-	-	153	153
3400 Other Funds Ltd	1,424	-	1,424	16	1,440
6400 Federal Funds Ltd	2	-	2	15	17
All Funds	1,426	-	1,426	184	1,610
3260 Mass Transit Tax					
8000 General Fund	-	-	-	2,078	2,078
3400 Other Funds Ltd	34,748	1,138	35,886	311	36,197
All Funds	34,748	1,138	35,886	2,389	38,275
3270 Flexible Benefits					
8000 General Fund	-	-	-	131,868	131,868
3400 Other Funds Ltd	1,225,620	-	1,225,620	13,464	1,239,084
6400 Federal Funds Ltd	1,980	-	1,980	13,068	15,048
All Funds	1,227,600	-	1,227,600	158,400	1,386,000
TOTAL OTHER PAYROLL EXPENSES					
8000 General Fund	-	-	-	224,168	224,168
3400 Other Funds Ltd	3,113,106	1,243	3,114,349	27,255	3,141,604
6400 Federal Funds Ltd	4,441	(78)	4,363	26,150	30,513
TOTAL OTHER PAYROLL EXPENSES	\$3,117,547	\$1,165	\$3,118,712	\$277,573	\$3,396,285

Detail Revenues & Expenditures - Requested Budget
 2023-25 Biennium
 Administrative Services

Version: V - 01 - Agency Request Budget
 Cross Reference Number: 33000-500-00-00-00000

Description	2023-25 Base Budget	Essential Packages	2023-25 Current Service Level	Policy Packages	2023-25 Agency Request Budget
P.S. BUDGET ADJUSTMENTS					
3455 Vacancy Savings					
3400 Other Funds Ltd	(54,954)	(117,142)	(172,096)	-	(172,096)
TOTAL PERSONAL SERVICES					
8000 General Fund	-	-	-	570,316	570,316
3400 Other Funds Ltd	9,036,861	(113,559)	8,923,302	79,030	9,002,332
6400 Federal Funds Ltd	12,055	(78)	11,977	76,402	88,379
TOTAL PERSONAL SERVICES	\$9,048,916	(\$113,637)	\$8,935,279	\$725,748	\$9,661,027
SERVICES & SUPPLIES					
4100 Instate Travel					
8000 General Fund	-	-	-	7,732	7,732
3400 Other Funds Ltd	33,191	1,394	34,585	1,667	36,252
6400 Federal Funds Ltd	20,743	(20,739)	4	1,667	1,671
All Funds	53,934	(19,345)	34,589	11,066	45,655
4125 Out of State Travel					
3400 Other Funds Ltd	50,884	2,137	53,021	-	53,021
6400 Federal Funds Ltd	1,562	66	1,628	-	1,628
All Funds	52,446	2,203	54,649	-	54,649
4150 Employee Training					
8000 General Fund	-	-	-	1,849	1,849
3400 Other Funds Ltd	54,137	2,274	56,411	250	56,661
6400 Federal Funds Ltd	1,666	70	1,736	250	1,986
All Funds	55,803	2,344	58,147	2,349	60,496

Detail Revenues & Expenditures - Requested Budget
 2023-25 Biennium
 Administrative Services

Version: V - 01 - Agency Request Budget
 Cross Reference Number: 33000-500-00-00-00000

Description	2023-25 Base Budget	Essential Packages	2023-25 Current Service Level	Policy Packages	2023-25 Agency Request Budget
4175 Office Expenses					
8000 General Fund	-	-	-	2,790	2,790
3400 Other Funds Ltd	105,400	4,427	109,827	378	110,205
6400 Federal Funds Ltd	-	-	-	378	378
All Funds	105,400	4,427	109,827	3,546	113,373
4200 Telecommunications					
8000 General Fund	-	-	-	6,667	6,667
3400 Other Funds Ltd	190,326	7,994	198,320	667	198,987
6400 Federal Funds Ltd	-	-	-	667	667
All Funds	190,326	7,994	198,320	8,001	206,321
4225 State Gov. Service Charges					
3400 Other Funds Ltd	763,787	289,410	1,053,197	-	1,053,197
4250 Data Processing					
3400 Other Funds Ltd	51,754	2,174	53,928	-	53,928
4275 Publicity and Publications					
8000 General Fund	-	-	-	2,959	2,959
3400 Other Funds Ltd	40,725	1,711	42,436	401	42,837
6400 Federal Funds Ltd	-	-	-	401	401
All Funds	40,725	1,711	42,436	3,761	46,197
4300 Professional Services					
8000 General Fund	-	-	-	40,000	40,000
3400 Other Funds Ltd	102,657	9,034	111,691	-	111,691
All Funds	102,657	9,034	111,691	40,000	151,691

Detail Revenues & Expenditures - Requested Budget
 2023-25 Biennium
 Administrative Services

Version: V - 01 - Agency Request Budget
 Cross Reference Number: 33000-500-00-00-00000

Description	2023-25 Base Budget	Essential Packages	2023-25 Current Service Level	Policy Packages	2023-25 Agency Request Budget
4315 IT Professional Services					
3400 Other Funds Ltd	378,125	33,275	411,400	-	411,400
4325 Attorney General					
3400 Other Funds Ltd	216,098	38,184	254,282	-	254,282
4375 Employee Recruitment and Develop					
8000 General Fund	-	-	-	52	52
3400 Other Funds Ltd	18,492	777	19,269	7	19,276
6400 Federal Funds Ltd	-	-	-	7	7
All Funds	18,492	777	19,269	66	19,335
4400 Dues and Subscriptions					
8000 General Fund	-	-	-	9,246	9,246
3400 Other Funds Ltd	65,221	2,739	67,960	1,252	69,212
6400 Federal Funds Ltd	-	-	-	1,252	1,252
All Funds	65,221	2,739	67,960	11,750	79,710
4425 Facilities Rental and Taxes					
3400 Other Funds Ltd	1,403,340	58,940	1,462,280	-	1,462,280
4450 Fuels and Utilities					
3400 Other Funds Ltd	730	31	761	-	761
4475 Facilities Maintenance					
3400 Other Funds Ltd	14,602	613	15,215	-	15,215
4575 Agency Program Related S and S					
8000 General Fund	-	-	-	255,152	255,152
3400 Other Funds Ltd	28,857	1,212	30,069	-	30,069

Detail Revenues & Expenditures - Requested Budget
 2023-25 Biennium
 Administrative Services

Version: V - 01 - Agency Request Budget
 Cross Reference Number: 33000-500-00-00-00000

Description	2023-25 Base Budget	Essential Packages	2023-25 Current Service Level	Policy Packages	2023-25 Agency Request Budget
6400 Federal Funds Ltd	94,478	(94,478)	-	-	-
All Funds	123,335	(93,266)	30,069	255,152	285,221
4650 Other Services and Supplies					
8000 General Fund	-	-	-	41,708	41,708
3400 Other Funds Ltd	30,342	(5,701)	24,641	41,667	66,308
6400 Federal Funds Ltd	-	-	-	41,667	41,667
All Funds	30,342	(5,701)	24,641	125,042	149,683
4700 Expendable Prop 250 - 5000					
3400 Other Funds Ltd	3,129	131	3,260	-	3,260
4715 IT Expendable Property					
8000 General Fund	-	-	-	10,000	10,000
3400 Other Funds Ltd	314,815	13,222	328,037	1,000	329,037
6400 Federal Funds Ltd	-	-	-	1,000	1,000
All Funds	314,815	13,222	328,037	12,000	340,037
TOTAL SERVICES & SUPPLIES					
8000 General Fund	-	-	-	378,155	378,155
3400 Other Funds Ltd	3,866,612	463,978	4,330,590	47,289	4,377,879
6400 Federal Funds Ltd	118,449	(115,081)	3,368	47,289	50,657
TOTAL SERVICES & SUPPLIES	\$3,985,061	\$348,897	\$4,333,958	\$472,733	\$4,806,691
TOTAL EXPENDITURES					
8000 General Fund	-	-	-	948,471	948,471
3400 Other Funds Ltd	12,903,473	350,419	13,253,892	126,319	13,380,211
6400 Federal Funds Ltd	130,504	(115,159)	15,345	123,691	139,036

Detail Revenues & Expenditures - Requested Budget
 2023-25 Biennium
 Administrative Services

Version: V - 01 - Agency Request Budget
 Cross Reference Number: 33000-500-00-00-00000

Description	2023-25 Base Budget	Essential Packages	2023-25 Current Service Level	Policy Packages	2023-25 Agency Request Budget
TOTAL EXPENDITURES	\$13,033,977	\$235,260	\$13,269,237	\$1,198,481	\$14,467,718
ENDING BALANCE					
3400 Other Funds Ltd	3,298,253	(350,419)	2,947,834	-	2,947,834
6400 Federal Funds Ltd	6,760	(58)	6,702	-	6,702
TOTAL ENDING BALANCE	\$3,305,013	(\$350,477)	\$2,954,536	-	\$2,954,536
AUTHORIZED POSITIONS					
8150 Class/Unclass Positions	32	-	32	4	36
AUTHORIZED FTE					
8250 Class/Unclass FTE Positions	31.00	-	31.00	4.00	35.00

Description	Total Essential Packages	Pkg: 010 Vacancy Factor and Non-ORPICS Personal Services Priority: 00	Pkg: 021 Phase-in Priority: 00	Pkg: 022 Phase-out Pgm & One-time Costs Priority: 00	Pkg: 031 Standard Inflation Priority: 00	Pkg: 050 Fundshifts Priority: 00
-------------	--------------------------	---	--	---	--	--

REVENUE CATEGORIES

GENERAL FUND APPROPRIATION

0050 General Fund Appropriation

8000 General Fund	(106,323,908)	(17,990)	-	(106,307,131)	1,213	-
-------------------	---------------	----------	---	---------------	-------	---

FEDERAL FUNDS REVENUE

0995 Federal Funds

6400 Federal Funds Ltd	(59,410)	-	190,590	(250,000)	-	-
------------------------	----------	---	---------	-----------	---	---

TRANSFERS IN

1060 Transfer from General Fund

3400 Other Funds Ltd	(90,000,000)	-	-	(90,000,000)	-	-
----------------------	--------------	---	---	--------------	---	---

3430 Other Funds Debt Svc Ltd	(3,500,000)	-	-	(3,500,000)	-	-
-------------------------------	-------------	---	---	-------------	---	---

All Funds	(93,500,000)	-	-	(93,500,000)	-	-
-----------	--------------	---	---	--------------	---	---

REVENUE CATEGORIES

8000 General Fund	(106,323,908)	(17,990)	-	(106,307,131)	1,213	-
-------------------	---------------	----------	---	---------------	-------	---

3400 Other Funds Ltd	(90,000,000)	-	-	(90,000,000)	-	-
----------------------	--------------	---	---	--------------	---	---

3430 Other Funds Debt Svc Ltd	(3,500,000)	-	-	(3,500,000)	-	-
-------------------------------	-------------	---	---	-------------	---	---

6400 Federal Funds Ltd	(59,410)	-	190,590	(250,000)	-	-
------------------------	----------	---	---------	-----------	---	---

TOTAL REVENUE CATEGORIES	(\$199,883,318)	(\$17,990)	\$190,590	(\$200,057,131)	\$1,213	-
---------------------------------	------------------------	-------------------	------------------	------------------------	----------------	----------

AVAILABLE REVENUES

8000 General Fund	(106,323,908)	(17,990)	-	(106,307,131)	1,213	-
-------------------	---------------	----------	---	---------------	-------	---

3400 Other Funds Ltd	(90,000,000)	-	-	(90,000,000)	-	-
----------------------	--------------	---	---	--------------	---	---

3430 Other Funds Debt Svc Ltd	(3,500,000)	-	-	(3,500,000)	-	-
-------------------------------	-------------	---	---	-------------	---	---

6400 Federal Funds Ltd	(59,410)	-	190,590	(250,000)	-	-
------------------------	----------	---	---------	-----------	---	---

Description	Total Policy Packages	Pkg: 101 GIS Research Analyst Priority: 00	Pkg: 102 Energy Research Fund Priority: 00	Pkg: 202 Oregon Solar + Storage Rebate Program Limitation Priority: 00	Pkg: 203 Oregon Solar + Storage Rebate Program Extension Priority: 00	Pkg: 204 Wildfire Rebuilding Program Extension Priority: 00
-------------	-----------------------	--	--	--	---	---

REVENUE CATEGORIES

GENERAL FUND APPROPRIATION

0050 General Fund Appropriation

8000 General Fund 17,071,662 99,680 - - 10,000,000 5,849,582

CHARGES FOR SERVICES

0410 Charges for Services

3400 Other Funds Ltd 952,156 72,226 250,000 - - -

FEDERAL FUNDS REVENUE

0995 Federal Funds

6400 Federal Funds Ltd 117,944 69,980 - - - -

TRANSFERS IN

1060 Transfer from General Fund

3400 Other Funds Ltd 10,000,000 - - - 10,000,000 -

REVENUE CATEGORIES

8000 General Fund 17,071,662 99,680 - - 10,000,000 5,849,582

3400 Other Funds Ltd 10,952,156 72,226 250,000 - 10,000,000 -

6400 Federal Funds Ltd 117,944 69,980 - - - -

TOTAL REVENUE CATEGORIES \$28,141,762 \$241,886 \$250,000 - \$20,000,000 \$5,849,582

TRANSFERS OUT

2020 Transfer Out - Indirect Cost

3400 Other Funds Ltd (611,922) - - (51,751) (152,816) -

6400 Federal Funds Ltd (34,181) - - - - -

All Funds (646,103) - - (51,751) (152,816) -

Description	Total Policy Packages	Pkg: 101 GIS Research Analyst Priority: 00	Pkg: 102 Energy Research Fund Priority: 00	Pkg: 202 Oregon Solar + Storage Rebate Program Limitation Priority: 00	Pkg: 203 Oregon Solar + Storage Rebate Program Extension Priority: 00	Pkg: 204 Wildfire Rebuilding Program Extension Priority: 00
AVAILABLE REVENUES						
8000 General Fund	17,071,662	99,680	-	-	10,000,000	5,849,582
3400 Other Funds Ltd	10,340,234	72,226	250,000	(51,751)	9,847,184	-
6400 Federal Funds Ltd	83,763	69,980	-	-	-	-
TOTAL AVAILABLE REVENUES	\$27,495,659	\$241,886	\$250,000	(\$51,751)	\$19,847,184	\$5,849,582
EXPENDITURES						
PERSONAL SERVICES						
SALARIES & WAGES						
3110 Class/Unclass Sal. and Per Diem						
8000 General Fund	831,917	41,604	-	-	-	367,944
3400 Other Funds Ltd	1,262,200	42,864	-	70,434	211,302	-
6400 Federal Funds Ltd	15,635	41,604	-	-	-	-
All Funds	2,109,752	126,072	-	70,434	211,302	367,944
OTHER PAYROLL EXPENSES						
3210 Empl. Rel. Bd. Assessments						
8000 General Fund	371	17	-	-	-	159
3400 Other Funds Ltd	504	18	-	33	99	-
6400 Federal Funds Ltd	15	17	-	-	-	-
All Funds	890	52	-	33	99	159
3220 Public Employees Retire Cont						
8000 General Fund	149,080	7,455	-	-	-	65,936
3400 Other Funds Ltd	226,188	7,681	-	12,622	37,866	-
6400 Federal Funds Ltd	2,801	7,455	-	-	-	-

Description	Total Policy Packages	Pkg: 101 GIS Research Analyst Priority: 00	Pkg: 102 Energy Research Fund Priority: 00	Pkg: 202 Oregon Solar + Storage Rebate Program Limitation Priority: 00	Pkg: 203 Oregon Solar + Storage Rebate Program Extension Priority: 00	Pkg: 204 Wildfire Rebuilding Program Extension Priority: 00
All Funds	378,069	22,591	-	12,622	37,866	65,936
3230 Social Security Taxes						
8000 General Fund	63,640	3,183	-	-	-	28,147
3400 Other Funds Ltd	96,558	3,279	-	5,389	16,163	-
6400 Federal Funds Ltd	1,196	3,183	-	-	-	-
All Funds	161,394	9,645	-	5,389	16,163	28,147
3241 Paid Family Medical Leave Insurance						
8000 General Fund	3,323	166	-	-	-	1,471
3400 Other Funds Ltd	5,048	171	-	282	844	-
6400 Federal Funds Ltd	65	166	-	-	-	-
All Funds	8,436	503	-	282	844	1,471
3250 Workers Comp. Assess. (WCD)						
8000 General Fund	322	15	-	-	-	138
3400 Other Funds Ltd	439	16	-	28	87	-
6400 Federal Funds Ltd	14	15	-	-	-	-
All Funds	775	46	-	28	87	138
3260 Mass Transit Tax						
8000 General Fund	4,993	250	-	-	-	2,208
3400 Other Funds Ltd	7,573	257	-	423	1,268	-
All Funds	12,566	507	-	423	1,268	2,208
3270 Flexible Benefits						
8000 General Fund	277,596	13,068	-	-	-	118,800
3400 Other Funds Ltd	378,378	13,464	-	24,750	74,250	-

Description	Total Policy Packages	Pkg: 101 GIS Research Analyst Priority: 00	Pkg: 102 Energy Research Fund Priority: 00	Pkg: 202 Oregon Solar + Storage Rebate Program Limitation Priority: 00	Pkg: 203 Oregon Solar + Storage Rebate Program Extension Priority: 00	Pkg: 204 Wildfire Rebuilding Program Extension Priority: 00
6400 Federal Funds Ltd	12,276	13,068	-	-	-	-
All Funds	668,250	39,600	-	24,750	74,250	118,800
OTHER PAYROLL EXPENSES						
8000 General Fund	499,325	24,154	-	-	-	216,859
3400 Other Funds Ltd	714,688	24,886	-	43,527	130,577	-
6400 Federal Funds Ltd	16,367	23,904	-	-	-	-
TOTAL OTHER PAYROLL EXPENSES	\$1,230,380	\$72,944	-	\$43,527	\$130,577	\$216,859
PERSONAL SERVICES						
8000 General Fund	1,331,242	65,758	-	-	-	584,803
3400 Other Funds Ltd	1,976,888	67,750	-	113,961	341,879	-
6400 Federal Funds Ltd	32,002	65,508	-	-	-	-
TOTAL PERSONAL SERVICES	\$3,340,132	\$199,016	-	\$113,961	\$341,879	\$584,803
SERVICES & SUPPLIES						
4100 Instate Travel						
8000 General Fund	24,457	394	-	-	-	13,951
3400 Other Funds Ltd	44,602	394	-	2,980	8,940	-
6400 Federal Funds Ltd	2,061	394	-	-	-	-
All Funds	71,120	1,182	-	2,980	8,940	13,951
4150 Employee Training						
8000 General Fund	2,234	217	-	-	-	168
3400 Other Funds Ltd	1,104	218	-	36	108	-
6400 Federal Funds Ltd	467	217	-	-	-	-

Description	Total Policy Packages	Pkg: 101 GIS Research Analyst Priority: 00	Pkg: 102 Energy Research Fund Priority: 00	Pkg: 202 Oregon Solar + Storage Rebate Program Limitation Priority: 00	Pkg: 203 Oregon Solar + Storage Rebate Program Extension Priority: 00	Pkg: 204 Wildfire Rebuilding Program Extension Priority: 00
All Funds	3,805	652	-	36	108	168
4175 Office Expenses						
8000 General Fund	3,694	21	-	-	-	883
3400 Other Funds Ltd	4,348	21	-	189	568	-
6400 Federal Funds Ltd	399	21	-	-	-	-
All Funds	8,441	63	-	189	568	883
4200 Telecommunications						
8000 General Fund	21,167	2,500	-	-	-	6,000
3400 Other Funds Ltd	21,160	2,500	-	498	1,495	-
6400 Federal Funds Ltd	3,167	2,500	-	-	-	-
All Funds	45,494	7,500	-	498	1,495	6,000
4275 Publicity and Publications						
8000 General Fund	3,008	49	-	-	-	-
3400 Other Funds Ltd	2,839	49	-	-	-	-
6400 Federal Funds Ltd	450	49	-	-	-	-
All Funds	6,297	147	-	-	-	-
4300 Professional Services						
8000 General Fund	40,000	-	-	-	-	-
3400 Other Funds Ltd	250,000	-	250,000	-	-	-
All Funds	290,000	-	250,000	-	-	-
4315 IT Professional Services						
3400 Other Funds Ltd	265,443	-	-	-	265,443	-
4325 Attorney General						

Description	Total Policy Packages	Pkg: 101 GIS Research Analyst Priority: 00	Pkg: 102 Energy Research Fund Priority: 00	Pkg: 202 Oregon Solar + Storage Rebate Program Limitation Priority: 00	Pkg: 203 Oregon Solar + Storage Rebate Program Extension Priority: 00	Pkg: 204 Wildfire Rebuilding Program Extension Priority: 00
8000 General Fund	5,808	-	-	-	-	-
3400 Other Funds Ltd	12,000	-	-	3,000	9,000	-
All Funds	17,808	-	-	3,000	9,000	-
4375 Employee Recruitment and Develop						
8000 General Fund	101	49	-	-	-	-
3400 Other Funds Ltd	57	50	-	-	-	-
6400 Federal Funds Ltd	56	49	-	-	-	-
All Funds	214	148	-	-	-	-
4400 Dues and Subscriptions						
8000 General Fund	9,473	227	-	-	-	-
3400 Other Funds Ltd	1,589	228	-	-	-	-
6400 Federal Funds Ltd	1,479	227	-	-	-	-
All Funds	12,541	682	-	-	-	-
4575 Agency Program Related S and S						
8000 General Fund	595,886	29,450	-	-	-	261,908
3400 Other Funds Ltd	8,444	-	-	-	-	-
All Funds	604,330	29,450	-	-	-	261,908
4650 Other Services and Supplies						
8000 General Fund	45,611	15	-	-	-	3,888
3400 Other Funds Ltd	51,132	16	-	830	2,491	-
6400 Federal Funds Ltd	41,682	15	-	-	-	-
All Funds	138,425	46	-	830	2,491	3,888
4715 IT Expendable Property						

Description	Total Policy Packages	Pkg: 101 GIS Research Analyst Priority: 00	Pkg: 102 Energy Research Fund Priority: 00	Pkg: 202 Oregon Solar + Storage Rebate Program Limitation Priority: 00	Pkg: 203 Oregon Solar + Storage Rebate Program Extension Priority: 00	Pkg: 204 Wildfire Rebuilding Program Extension Priority: 00
8000 General Fund	11,000	1,000	-	-	-	-
3400 Other Funds Ltd	26,000	1,000	-	-	-	-
6400 Federal Funds Ltd	2,000	1,000	-	-	-	-
All Funds	39,000	3,000	-	-	-	-
SERVICES & SUPPLIES						
8000 General Fund	762,439	33,922	-	-	-	286,798
3400 Other Funds Ltd	688,718	4,476	250,000	7,533	288,045	-
6400 Federal Funds Ltd	51,761	4,472	-	-	-	-
TOTAL SERVICES & SUPPLIES	\$1,502,918	\$42,870	\$250,000	\$7,533	\$288,045	\$286,798
SPECIAL PAYMENTS						
6035 Dist to Individuals						
8000 General Fund	4,977,981	-	-	-	-	4,977,981
3400 Other Funds Ltd	22,513,537	-	-	2,326,860	9,217,570	-
All Funds	27,491,518	-	-	2,326,860	9,217,570	4,977,981
6060 Intra-Agency Gen Fund Transfer						
8000 General Fund	10,000,000	-	-	-	10,000,000	-
6085 Other Special Payments						
3400 Other Funds Ltd	6,773,035	-	-	-	-	-
SPECIAL PAYMENTS						
8000 General Fund	14,977,981	-	-	-	10,000,000	4,977,981
3400 Other Funds Ltd	29,286,572	-	-	2,326,860	9,217,570	-
TOTAL SPECIAL PAYMENTS	\$44,264,553	-	-	\$2,326,860	\$19,217,570	\$4,977,981

Description	Total Policy Packages	Pkg: 101 GIS Research Analyst Priority: 00	Pkg: 102 Energy Research Fund Priority: 00	Pkg: 202 Oregon Solar + Storage Rebate Program Limitation Priority: 00	Pkg: 203 Oregon Solar + Storage Rebate Program Extension Priority: 00	Pkg: 204 Wildfire Rebuilding Program Extension Priority: 00
EXPENDITURES						
8000 General Fund	17,071,662	99,680	-	-	10,000,000	5,849,582
3400 Other Funds Ltd	31,952,178	72,226	250,000	2,448,354	9,847,494	-
6400 Federal Funds Ltd	83,763	69,980	-	-	-	-
TOTAL EXPENDITURES	\$49,107,603	\$241,886	\$250,000	\$2,448,354	\$19,847,494	\$5,849,582
ENDING BALANCE						
8000 General Fund	-	-	-	-	-	-
3400 Other Funds Ltd	(21,611,944)	-	-	(2,500,105)	(310)	-
6400 Federal Funds Ltd	-	-	-	-	-	-
TOTAL ENDING BALANCE	(\$21,611,944)	-	-	(\$2,500,105)	(\$310)	-
AUTHORIZED POSITIONS						
8150 Class/Unclass Positions	19	1	-	3	-	3
AUTHORIZED FTE						
8250 Class/Unclass FTE Positions	16.89	1.00	-	0.63	1.87	3.00

Description	Pkg: 205 Residential Heat Pump Program Limitation Priority: 00	Pkg: 206 Heat Pump Deployment Program Limitation Priority: 00	Pkg: 301 Radioactive Waste Oversight Program Expansion Priority: 00	Pkg: 401 Facility Siting Positions Priority: 00	Pkg: 451 Equity & External Engagement Priority: 00	Pkg: 452 Community Capacity Building Priority: 00
-------------	--	---	---	--	---	--

REVENUE CATEGORIES

GENERAL FUND APPROPRIATION

0050 General Fund Appropriation

8000 General Fund - - 173,929 - 158,309 393,315

CHARGES FOR SERVICES

0410 Charges for Services

3400 Other Funds Ltd - - - 503,611 126,319 -

FEDERAL FUNDS REVENUE

0995 Federal Funds

6400 Federal Funds Ltd - - (109,908) - 157,872 -

REVENUE CATEGORIES

8000 General Fund - - 173,929 - 158,309 393,315
 3400 Other Funds Ltd - - - 503,611 126,319 -
 6400 Federal Funds Ltd - - (109,908) - 157,872 -

TOTAL REVENUE CATEGORIES - - **\$64,021** **\$503,611** **\$442,500** **\$393,315**

TRANSFERS OUT

2020 Transfer Out - Indirect Cost

3400 Other Funds Ltd (172,334) (235,021) - - -
 6400 Federal Funds Ltd - - - - (34,181) -
 All Funds (172,334) (235,021) - - (34,181) -

AVAILABLE REVENUES

8000 General Fund - - 173,929 - 158,309 393,315
 3400 Other Funds Ltd (172,334) (235,021) - 503,611 126,319 -

Description	Pkg: 205 Residential Heat Pump Program Limitation Priority: 00	Pkg: 206 Heat Pump Deployment Program Limitation Priority: 00	Pkg: 301 Radioactive Waste Oversight Program Expansion Priority: 00	Pkg: 401 Facility Siting Positions Priority: 00	Pkg: 451 Equity & External Engagement Priority: 00	Pkg: 452 Community Capacity Building Priority: 00
6400 Federal Funds Ltd	-	-	(109,908)	-	123,691	-
TOTAL AVAILABLE REVENUES	(\$172,334)	(\$235,021)	\$64,021	\$503,611	\$408,319	\$393,315

EXPENDITURES

PERSONAL SERVICES

SALARIES & WAGES

3110 Class/Unclass Sal. and Per Diem

8000 General Fund	-	-	76,221	-	50,252	152,280
3400 Other Funds Ltd	244,593	335,352	-	305,880	51,775	-
6400 Federal Funds Ltd	-	-	(76,221)	-	50,252	-
All Funds	244,593	335,352	-	305,880	152,279	152,280

OTHER PAYROLL EXPENSES

3210 Empl. Rel. Bd. Assessments

8000 General Fund	-	-	19	-	17	53
3400 Other Funds Ltd	99	131	-	106	18	-
6400 Federal Funds Ltd	-	-	(19)	-	17	-
All Funds	99	131	-	106	52	53

3220 Public Employees Retire Cont

8000 General Fund	-	-	13,659	-	9,005	27,289
3400 Other Funds Ltd	43,831	60,096	-	54,814	9,278	-
6400 Federal Funds Ltd	-	-	(13,659)	-	9,005	-
All Funds	43,831	60,096	-	54,814	27,288	27,289

3230 Social Security Taxes

8000 General Fund	-	-	5,831	-	3,844	11,649
-------------------	---	---	-------	---	-------	--------

Description	Pkg: 205 Residential Heat Pump Program Limitation	Pkg: 206 Heat Pump Deployment Program Limitation	Pkg: 301 Radioactive Waste Oversight Program Expansion	Pkg: 401 Facility Siting Positions	Pkg: 451 Equity & External Engagement	Pkg: 452 Community Capacity Building
	Priority: 00	Priority: 00	Priority: 00	Priority: 00	Priority: 00	Priority: 00
3400 Other Funds Ltd	18,712	25,654	-	23,400	3,961	-
6400 Federal Funds Ltd	-	-	(5,831)	-	3,844	-
All Funds	18,712	25,654	-	23,400	11,649	11,649
3241 Paid Family Medical Leave Insurance						
8000 General Fund	-	-	302	-	201	609
3400 Other Funds Ltd	978	1,342	-	1,224	207	-
6400 Federal Funds Ltd	-	-	(302)	-	201	-
All Funds	978	1,342	-	1,224	609	609
3250 Workers Comp. Assess. (WCD)						
8000 General Fund	-	-	16	-	15	46
3400 Other Funds Ltd	85	115	-	92	16	-
6400 Federal Funds Ltd	-	-	(16)	-	15	-
All Funds	85	115	-	92	46	46
3260 Mass Transit Tax						
8000 General Fund	-	-	457	-	302	914
3400 Other Funds Ltd	1,467	2,012	-	1,835	311	-
All Funds	1,467	2,012	457	1,835	613	914
3270 Flexible Benefits						
8000 General Fund	-	-	13,860	-	13,068	39,600
3400 Other Funds Ltd	74,250	99,000	-	79,200	13,464	-
6400 Federal Funds Ltd	-	-	(13,860)	-	13,068	-
All Funds	74,250	99,000	-	79,200	39,600	39,600

OTHER PAYROLL EXPENSES

Description	Pkg: 205 Residential Heat Pump Program Limitation Priority: 00	Pkg: 206 Heat Pump Deployment Program Limitation Priority: 00	Pkg: 301 Radioactive Waste Oversight Program Expansion Priority: 00	Pkg: 401 Facility Siting Positions Priority: 00	Pkg: 451 Equity & External Engagement Priority: 00	Pkg: 452 Community Capacity Building Priority: 00
8000 General Fund	-	-	34,144	-	26,452	80,160
3400 Other Funds Ltd	139,422	188,350	-	160,671	27,255	-
6400 Federal Funds Ltd	-	-	(33,687)	-	26,150	-
TOTAL OTHER PAYROLL EXPENSES	\$139,422	\$188,350	\$457	\$160,671	\$79,857	\$80,160
PERSONAL SERVICES						
8000 General Fund	-	-	110,365	-	76,704	232,440
3400 Other Funds Ltd	384,015	523,702	-	466,551	79,030	-
6400 Federal Funds Ltd	-	-	(109,908)	-	76,402	-
TOTAL PERSONAL SERVICES	\$384,015	\$523,702	\$457	\$466,551	\$232,136	\$232,440
SERVICES & SUPPLIES						
4100 Instate Travel						
8000 General Fund	-	-	2,380	-	1,667	5,002
3400 Other Funds Ltd	9,158	12,488	-	8,975	1,667	-
6400 Federal Funds Ltd	-	-	-	-	1,667	-
All Funds	9,158	12,488	2,380	8,975	5,001	5,002
4150 Employee Training						
8000 General Fund	-	-	-	-	250	751
3400 Other Funds Ltd	111	151	-	230	250	-
6400 Federal Funds Ltd	-	-	-	-	250	-
All Funds	111	151	-	230	750	751
4175 Office Expenses						
8000 General Fund	-	-	-	-	378	1,133

Description	Pkg: 205 Residential Heat Pump Program Limitation	Pkg: 206 Heat Pump Deployment Program Limitation	Pkg: 301 Radioactive Waste Oversight Program Expansion	Pkg: 401 Facility Siting Positions	Pkg: 451 Equity & External Engagement	Pkg: 452 Community Capacity Building
	Priority: 00	Priority: 00	Priority: 00	Priority: 00	Priority: 00	Priority: 00
3400 Other Funds Ltd	582	793	-	1,817	378	-
6400 Federal Funds Ltd	-	-	-	-	378	-
All Funds	582	793	-	1,817	1,134	1,133
4200 Telecommunications						
8000 General Fund	-	-	6,000	-	667	2,000
3400 Other Funds Ltd	5,000	5,000	-	6,000	667	-
6400 Federal Funds Ltd	-	-	-	-	667	-
All Funds	5,000	5,000	6,000	6,000	2,001	2,000
4275 Publicity and Publications						
8000 General Fund	-	-	-	-	401	1,202
3400 Other Funds Ltd	-	-	-	2,389	401	-
6400 Federal Funds Ltd	-	-	-	-	401	-
All Funds	-	-	-	2,389	1,203	1,202
4300 Professional Services						
8000 General Fund	-	-	-	-	-	40,000
4325 Attorney General						
8000 General Fund	-	-	5,808	-	-	-
4375 Employee Recruitment and Develop						
8000 General Fund	-	-	-	-	7	21
3400 Other Funds Ltd	-	-	-	-	7	-
6400 Federal Funds Ltd	-	-	-	-	7	-
All Funds	-	-	-	-	21	21
4400 Dues and Subscriptions						

Description	Pkg: 205 Residential Heat Pump Program Limitation Priority: 00	Pkg: 206 Heat Pump Deployment Program Limitation Priority: 00	Pkg: 301 Radioactive Waste Oversight Program Expansion Priority: 00	Pkg: 401 Facility Siting Positions Priority: 00	Pkg: 451 Equity & External Engagement Priority: 00	Pkg: 452 Community Capacity Building Priority: 00
8000 General Fund	-	-	-	-	1,252	3,756
3400 Other Funds Ltd	-	-	-	109	1,252	-
6400 Federal Funds Ltd	-	-	-	-	1,252	-
All Funds	-	-	-	109	3,756	3,756
4575 Agency Program Related S and S						
8000 General Fund	-	-	49,376	-	34,316	103,991
3400 Other Funds Ltd	-	-	-	8,444	-	-
All Funds	-	-	49,376	8,444	34,316	103,991
4650 Other Services and Supplies						
8000 General Fund	-	-	-	-	41,667	19
3400 Other Funds Ltd	2,552	3,480	-	96	41,667	-
6400 Federal Funds Ltd	-	-	-	-	41,667	-
All Funds	2,552	3,480	-	96	125,001	19
4715 IT Expendable Property						
8000 General Fund	-	-	-	-	1,000	3,000
3400 Other Funds Ltd	7,500	7,500	-	9,000	1,000	-
6400 Federal Funds Ltd	-	-	-	-	1,000	-
All Funds	7,500	7,500	-	9,000	3,000	3,000
SERVICES & SUPPLIES						
8000 General Fund	-	-	63,564	-	81,605	160,875
3400 Other Funds Ltd	24,903	29,412	-	37,060	47,289	-
6400 Federal Funds Ltd	-	-	-	-	47,289	-
TOTAL SERVICES & SUPPLIES	\$24,903	\$29,412	\$63,564	\$37,060	\$176,183	\$160,875

Description	Pkg: 205 Residential Heat Pump Program Limitation Priority: 00	Pkg: 206 Heat Pump Deployment Program Limitation Priority: 00	Pkg: 301 Radioactive Waste Oversight Program Expansion Priority: 00	Pkg: 401 Facility Siting Positions Priority: 00	Pkg: 451 Equity & External Engagement Priority: 00	Pkg: 452 Community Capacity Building Priority: 00
SPECIAL PAYMENTS						
6035 Dist to Individuals						
3400 Other Funds Ltd	10,969,107	-	-	-	-	-
6085 Other Special Payments						
3400 Other Funds Ltd	-	6,773,035	-	-	-	-
SPECIAL PAYMENTS						
3400 Other Funds Ltd	10,969,107	6,773,035	-	-	-	-
TOTAL SPECIAL PAYMENTS	\$10,969,107	\$6,773,035	-	-	-	-
EXPENDITURES						
8000 General Fund	-	-	173,929	-	158,309	393,315
3400 Other Funds Ltd	11,378,025	7,326,149	-	503,611	126,319	-
6400 Federal Funds Ltd	-	-	(109,908)	-	123,691	-
TOTAL EXPENDITURES	\$11,378,025	\$7,326,149	\$64,021	\$503,611	\$408,319	\$393,315
ENDING BALANCE						
8000 General Fund	-	-	-	-	-	-
3400 Other Funds Ltd	(11,550,359)	(7,561,170)	-	-	-	-
6400 Federal Funds Ltd	-	-	-	-	-	-
TOTAL ENDING BALANCE	(\$11,550,359)	(\$7,561,170)	-	-	-	-
AUTHORIZED POSITIONS						
8150 Class/Unclass Positions	4	2	-	2	1	1
AUTHORIZED FTE						
8250 Class/Unclass FTE Positions	1.89	2.50	-	2.00	1.00	1.00

Description	Pkg: 453 Paid Internships					
	Priority: 00					

REVENUE CATEGORIES

GENERAL FUND APPROPRIATION

0050 General Fund Appropriation

8000 General Fund 396,847

AVAILABLE REVENUES

8000 General Fund 396,847

TOTAL AVAILABLE REVENUES \$396,847

EXPENDITURES

PERSONAL SERVICES

SALARIES & WAGES

3110 Class/Unclass Sal. and Per Diem

8000 General Fund 143,616

OTHER PAYROLL EXPENSES

3210 Empl. Rel. Bd. Assessments

8000 General Fund 106

3220 Public Employees Retire Cont

8000 General Fund 25,736

3230 Social Security Taxes

8000 General Fund 10,986

3241 Paid Family Medical Leave Insurance

8000 General Fund 574

3250 Workers Comp. Assess. (WCD)

8000 General Fund 92

Description	Pkg: 453 Paid Internships Priority: 00					
3260 Mass Transit Tax						
8000 General Fund	862					
3270 Flexible Benefits						
8000 General Fund	79,200					
OTHER PAYROLL EXPENSES						
8000 General Fund	117,556					
TOTAL OTHER PAYROLL EXPENSES	\$117,556					
<hr/>						
PERSONAL SERVICES						
8000 General Fund	261,172					
TOTAL PERSONAL SERVICES	\$261,172					
<hr/>						
SERVICES & SUPPLIES						
4100 Instate Travel						
8000 General Fund	1,063					
4150 Employee Training						
8000 General Fund	848					
4175 Office Expenses						
8000 General Fund	1,279					
4200 Telecommunications						
8000 General Fund	4,000					
4275 Publicity and Publications						
8000 General Fund	1,356					
4375 Employee Recruitment and Develop						

Description	Pkg: 453 Paid Internships					
	Priority: 00					
8000 General Fund	24					
4400 Dues and Subscriptions						
8000 General Fund	4,238					
4575 Agency Program Related S and S						
8000 General Fund	116,845					
4650 Other Services and Supplies						
8000 General Fund	22					
4715 IT Expendable Property						
8000 General Fund	6,000					
SERVICES & SUPPLIES						
8000 General Fund	135,675					
TOTAL SERVICES & SUPPLIES	\$135,675					
EXPENDITURES						
8000 General Fund	396,847					
TOTAL EXPENDITURES	\$396,847					
ENDING BALANCE						
8000 General Fund	-					
TOTAL ENDING BALANCE	-					
AUTHORIZED POSITIONS						
8150 Class/Unclass Positions	2					
AUTHORIZED FTE						
8250 Class/Unclass FTE Positions	2.00					

Description	Total Policy Packages	Pkg: 101 GIS Research Analyst Priority: 00	Pkg: 102 Energy Research Fund Priority: 00			
-------------	-----------------------	--	--	--	--	--

REVENUE CATEGORIES

GENERAL FUND APPROPRIATION

0050 General Fund Appropriation

8000 General Fund 99,680 99,680 -

CHARGES FOR SERVICES

0410 Charges for Services

3400 Other Funds Ltd 322,226 72,226 250,000

FEDERAL FUNDS REVENUE

0995 Federal Funds

6400 Federal Funds Ltd 69,980 69,980 -

REVENUE CATEGORIES

8000 General Fund 99,680 99,680 -
 3400 Other Funds Ltd 322,226 72,226 250,000
 6400 Federal Funds Ltd 69,980 69,980 -

TOTAL REVENUE CATEGORIES \$491,886 \$241,886 \$250,000

AVAILABLE REVENUES

8000 General Fund 99,680 99,680 -
 3400 Other Funds Ltd 322,226 72,226 250,000
 6400 Federal Funds Ltd 69,980 69,980 -

TOTAL AVAILABLE REVENUES \$491,886 \$241,886 \$250,000

EXPENDITURES

PERSONAL SERVICES

Description	Total Policy Packages	Pkg: 101 GIS Research Analyst Priority: 00	Pkg: 102 Energy Research Fund Priority: 00			
-------------	-----------------------	--	--	--	--	--

SALARIES & WAGES

3110 Class/Unclass Sal. and Per Diem

8000 General Fund	41,604	41,604	-			
3400 Other Funds Ltd	42,864	42,864	-			
6400 Federal Funds Ltd	41,604	41,604	-			
All Funds	126,072	126,072	-			

OTHER PAYROLL EXPENSES

3210 Empl. Rel. Bd. Assessments

8000 General Fund	17	17	-			
3400 Other Funds Ltd	18	18	-			
6400 Federal Funds Ltd	17	17	-			
All Funds	52	52	-			

3220 Public Employees Retire Cont

8000 General Fund	7,455	7,455	-			
3400 Other Funds Ltd	7,681	7,681	-			
6400 Federal Funds Ltd	7,455	7,455	-			
All Funds	22,591	22,591	-			

3230 Social Security Taxes

8000 General Fund	3,183	3,183	-			
3400 Other Funds Ltd	3,279	3,279	-			
6400 Federal Funds Ltd	3,183	3,183	-			
All Funds	9,645	9,645	-			

3241 Paid Family Medical Leave Insurance

Description	Total Policy Packages	Pkg: 101 GIS Research Analyst Priority: 00	Pkg: 102 Energy Research Fund Priority: 00			
8000 General Fund	166	166	-			
3400 Other Funds Ltd	171	171	-			
6400 Federal Funds Ltd	166	166	-			
All Funds	503	503	-			
3250 Workers Comp. Assess. (WCD)						
8000 General Fund	15	15	-			
3400 Other Funds Ltd	16	16	-			
6400 Federal Funds Ltd	15	15	-			
All Funds	46	46	-			
3260 Mass Transit Tax						
8000 General Fund	250	250	-			
3400 Other Funds Ltd	257	257	-			
All Funds	507	507	-			
3270 Flexible Benefits						
8000 General Fund	13,068	13,068	-			
3400 Other Funds Ltd	13,464	13,464	-			
6400 Federal Funds Ltd	13,068	13,068	-			
All Funds	39,600	39,600	-			
OTHER PAYROLL EXPENSES						
8000 General Fund	24,154	24,154	-			
3400 Other Funds Ltd	24,886	24,886	-			
6400 Federal Funds Ltd	23,904	23,904	-			
TOTAL OTHER PAYROLL EXPENSES	\$72,944	\$72,944	-			

Description	Total Policy Packages	Pkg: 101 GIS Research Analyst Priority: 00	Pkg: 102 Energy Research Fund Priority: 00			
PERSONAL SERVICES						
8000 General Fund	65,758	65,758	-			
3400 Other Funds Ltd	67,750	67,750	-			
6400 Federal Funds Ltd	65,508	65,508	-			
TOTAL PERSONAL SERVICES	\$199,016	\$199,016	-			
SERVICES & SUPPLIES						
4100 Instate Travel						
8000 General Fund	394	394	-			
3400 Other Funds Ltd	394	394	-			
6400 Federal Funds Ltd	394	394	-			
All Funds	1,182	1,182	-			
4150 Employee Training						
8000 General Fund	217	217	-			
3400 Other Funds Ltd	218	218	-			
6400 Federal Funds Ltd	217	217	-			
All Funds	652	652	-			
4175 Office Expenses						
8000 General Fund	21	21	-			
3400 Other Funds Ltd	21	21	-			
6400 Federal Funds Ltd	21	21	-			
All Funds	63	63	-			
4200 Telecommunications						
8000 General Fund	2,500	2,500	-			

Description	Total Policy Packages	Pkg: 101 GIS Research Analyst Priority: 00	Pkg: 102 Energy Research Fund Priority: 00			
3400 Other Funds Ltd	2,500	2,500	-			
6400 Federal Funds Ltd	2,500	2,500	-			
All Funds	7,500	7,500	-			
4275 Publicity and Publications						
8000 General Fund	49	49	-			
3400 Other Funds Ltd	49	49	-			
6400 Federal Funds Ltd	49	49	-			
All Funds	147	147	-			
4300 Professional Services						
3400 Other Funds Ltd	250,000	-	250,000			
4375 Employee Recruitment and Develop						
8000 General Fund	49	49	-			
3400 Other Funds Ltd	50	50	-			
6400 Federal Funds Ltd	49	49	-			
All Funds	148	148	-			
4400 Dues and Subscriptions						
8000 General Fund	227	227	-			
3400 Other Funds Ltd	228	228	-			
6400 Federal Funds Ltd	227	227	-			
All Funds	682	682	-			
4575 Agency Program Related S and S						
8000 General Fund	29,450	29,450	-			
4650 Other Services and Supplies						

Description	Total Policy Packages	Pkg: 101 GIS Research Analyst	Pkg: 102 Energy Research Fund			
		Priority: 00	Priority: 00			
8000 General Fund	15	15	-			
3400 Other Funds Ltd	16	16	-			
6400 Federal Funds Ltd	15	15	-			
All Funds	46	46	-			
4715 IT Expendable Property						
8000 General Fund	1,000	1,000	-			
3400 Other Funds Ltd	1,000	1,000	-			
6400 Federal Funds Ltd	1,000	1,000	-			
All Funds	3,000	3,000	-			
SERVICES & SUPPLIES						
8000 General Fund	33,922	33,922	-			
3400 Other Funds Ltd	254,476	4,476	250,000			
6400 Federal Funds Ltd	4,472	4,472	-			
TOTAL SERVICES & SUPPLIES	\$292,870	\$42,870	\$250,000			
EXPENDITURES						
8000 General Fund	99,680	99,680	-			
3400 Other Funds Ltd	322,226	72,226	250,000			
6400 Federal Funds Ltd	69,980	69,980	-			
TOTAL EXPENDITURES	\$491,886	\$241,886	\$250,000			
ENDING BALANCE						
8000 General Fund	-	-	-			
3400 Other Funds Ltd	-	-	-			

Description	Total Policy Packages	Pkg: 101 GIS Research Analyst Priority: 00	Pkg: 102 Energy Research Fund Priority: 00			
6400 Federal Funds Ltd	-	-	-			
TOTAL ENDING BALANCE	-	-	-			
AUTHORIZED POSITIONS						
8150 Class/Unclass Positions	1	1	-			
AUTHORIZED FTE						
8250 Class/Unclass FTE Positions	1.00	1.00	-			

BDV004B
 2023-25 Biennium
 Energy Development Services

Version: V - 01 - Agency Request Budget
 Cross Reference Number: 33000-200-00-00-00000

Description	Total Policy Packages	Pkg: 202 Oregon Solar + Storage Rebate Program Limitation Priority: 00	Pkg: 203 Oregon Solar + Storage Rebate Program Extension Priority: 00	Pkg: 204 Wildfire Rebuilding Program Extension Priority: 00	Pkg: 205 Residential Heat Pump Program Limitation Priority: 00	Pkg: 206 Heat Pump Deployment Program Limitation Priority: 00
-------------	-----------------------	--	---	--	--	---

REVENUE CATEGORIES

GENERAL FUND APPROPRIATION

0050 General Fund Appropriation

8000 General Fund	15,849,582	-	10,000,000	5,849,582	-	-
-------------------	------------	---	------------	-----------	---	---

TRANSFERS IN

1060 Transfer from General Fund

3400 Other Funds Ltd	10,000,000	-	10,000,000	-	-	-
----------------------	------------	---	------------	---	---	---

REVENUE CATEGORIES

8000 General Fund	15,849,582	-	10,000,000	5,849,582	-	-
-------------------	------------	---	------------	-----------	---	---

3400 Other Funds Ltd	10,000,000	-	10,000,000	-	-	-
----------------------	------------	---	------------	---	---	---

TOTAL REVENUE CATEGORIES	\$25,849,582	-	\$20,000,000	\$5,849,582	-	-
---------------------------------	---------------------	----------	---------------------	--------------------	----------	----------

TRANSFERS OUT

2020 Transfer Out - Indirect Cost

3400 Other Funds Ltd	(611,922)	(51,751)	(152,816)	-	(172,334)	(235,021)
----------------------	-----------	----------	-----------	---	-----------	-----------

AVAILABLE REVENUES

8000 General Fund	15,849,582	-	10,000,000	5,849,582	-	-
-------------------	------------	---	------------	-----------	---	---

3400 Other Funds Ltd	9,388,078	(51,751)	9,847,184	-	(172,334)	(235,021)
----------------------	-----------	----------	-----------	---	-----------	-----------

TOTAL AVAILABLE REVENUES	\$25,237,660	(\$51,751)	\$19,847,184	\$5,849,582	(\$172,334)	(\$235,021)
---------------------------------	---------------------	-------------------	---------------------	--------------------	--------------------	--------------------

EXPENDITURES

PERSONAL SERVICES

SALARIES & WAGES

3110 Class/Unclass Sal. and Per Diem

Description	Total Policy Packages	Pkg: 202	Pkg: 203	Pkg: 204	Pkg: 205	Pkg: 206
		Oregon Solar + Storage Rebate Program Limitation	Oregon Solar + Storage Rebate Program Extension	Wildfire Rebuilding Program Extension	Residential Heat Pump Program Limitation	Heat Pump Deployment Program Limitation
		Priority: 00	Priority: 00	Priority: 00	Priority: 00	Priority: 00
8000 General Fund	367,944	-	-	367,944	-	-
3400 Other Funds Ltd	861,681	70,434	211,302	-	244,593	335,352
All Funds	1,229,625	70,434	211,302	367,944	244,593	335,352
OTHER PAYROLL EXPENSES						
3210 Empl. Rel. Bd. Assessments						
8000 General Fund	159	-	-	159	-	-
3400 Other Funds Ltd	362	33	99	-	99	131
All Funds	521	33	99	159	99	131
3220 Public Employees Retire Cont						
8000 General Fund	65,936	-	-	65,936	-	-
3400 Other Funds Ltd	154,415	12,622	37,866	-	43,831	60,096
All Funds	220,351	12,622	37,866	65,936	43,831	60,096
3230 Social Security Taxes						
8000 General Fund	28,147	-	-	28,147	-	-
3400 Other Funds Ltd	65,918	5,389	16,163	-	18,712	25,654
All Funds	94,065	5,389	16,163	28,147	18,712	25,654
3241 Paid Family Medical Leave Insurance						
8000 General Fund	1,471	-	-	1,471	-	-
3400 Other Funds Ltd	3,446	282	844	-	978	1,342
All Funds	4,917	282	844	1,471	978	1,342
3250 Workers Comp. Assess. (WCD)						
8000 General Fund	138	-	-	138	-	-
3400 Other Funds Ltd	315	28	87	-	85	115

Description	Total Policy Packages	Pkg: 202	Pkg: 203	Pkg: 204	Pkg: 205	Pkg: 206
		Oregon Solar + Storage Rebate Program Limitation	Oregon Solar + Storage Rebate Program Extension	Wildfire Rebuilding Program Extension	Residential Heat Pump Program Limitation	Heat Pump Deployment Program Limitation
		Priority: 00	Priority: 00	Priority: 00	Priority: 00	Priority: 00
All Funds	453	28	87	138	85	115
3260 Mass Transit Tax						
8000 General Fund	2,208	-	-	2,208	-	-
3400 Other Funds Ltd	5,170	423	1,268	-	1,467	2,012
All Funds	7,378	423	1,268	2,208	1,467	2,012
3270 Flexible Benefits						
8000 General Fund	118,800	-	-	118,800	-	-
3400 Other Funds Ltd	272,250	24,750	74,250	-	74,250	99,000
All Funds	391,050	24,750	74,250	118,800	74,250	99,000
OTHER PAYROLL EXPENSES						
8000 General Fund	216,859	-	-	216,859	-	-
3400 Other Funds Ltd	501,876	43,527	130,577	-	139,422	188,350
TOTAL OTHER PAYROLL EXPENSES	\$718,735	\$43,527	\$130,577	\$216,859	\$139,422	\$188,350
PERSONAL SERVICES						
8000 General Fund	584,803	-	-	584,803	-	-
3400 Other Funds Ltd	1,363,557	113,961	341,879	-	384,015	523,702
TOTAL PERSONAL SERVICES	\$1,948,360	\$113,961	\$341,879	\$584,803	\$384,015	\$523,702
SERVICES & SUPPLIES						
4100 Instate Travel						
8000 General Fund	13,951	-	-	13,951	-	-
3400 Other Funds Ltd	33,566	2,980	8,940	-	9,158	12,488
All Funds	47,517	2,980	8,940	13,951	9,158	12,488

BDV004B
 2023-25 Biennium
 Energy Development Services

Version: V - 01 - Agency Request Budget
 Cross Reference Number: 33000-200-00-00-00000

Description	Total Policy Packages	Pkg: 202	Pkg: 203	Pkg: 204	Pkg: 205	Pkg: 206
		Oregon Solar + Storage Rebate Program Limitation	Oregon Solar + Storage Rebate Program Extension	Wildfire Rebuilding Program Extension	Residential Heat Pump Program Limitation	Heat Pump Deployment Program Limitation
		Priority: 00	Priority: 00	Priority: 00	Priority: 00	Priority: 00
4150 Employee Training						
8000 General Fund	168	-	-	168	-	-
3400 Other Funds Ltd	406	36	108	-	111	151
All Funds	574	36	108	168	111	151
4175 Office Expenses						
8000 General Fund	883	-	-	883	-	-
3400 Other Funds Ltd	2,132	189	568	-	582	793
All Funds	3,015	189	568	883	582	793
4200 Telecommunications						
8000 General Fund	6,000	-	-	6,000	-	-
3400 Other Funds Ltd	11,993	498	1,495	-	5,000	5,000
All Funds	17,993	498	1,495	6,000	5,000	5,000
4315 IT Professional Services						
3400 Other Funds Ltd	265,443	-	265,443	-	-	-
4325 Attorney General						
3400 Other Funds Ltd	12,000	3,000	9,000	-	-	-
4575 Agency Program Related S and S						
8000 General Fund	261,908	-	-	261,908	-	-
4650 Other Services and Supplies						
8000 General Fund	3,888	-	-	3,888	-	-
3400 Other Funds Ltd	9,353	830	2,491	-	2,552	3,480
All Funds	13,241	830	2,491	3,888	2,552	3,480
4715 IT Expendable Property						

BDV004B
 2023-25 Biennium
 Energy Development Services

Version: V - 01 - Agency Request Budget
 Cross Reference Number: 33000-200-00-00-00000

Description	Total Policy Packages	Pkg: 202	Pkg: 203	Pkg: 204	Pkg: 205	Pkg: 206
		Oregon Solar + Storage Rebate Program Limitation	Oregon Solar + Storage Rebate Program Extension	Wildfire Rebuilding Program Extension	Residential Heat Pump Program Limitation	Heat Pump Deployment Program Limitation
		Priority: 00	Priority: 00	Priority: 00	Priority: 00	Priority: 00
3400 Other Funds Ltd	15,000	-	-	-	7,500	7,500
SERVICES & SUPPLIES						
8000 General Fund	286,798	-	-	286,798	-	-
3400 Other Funds Ltd	349,893	7,533	288,045	-	24,903	29,412
TOTAL SERVICES & SUPPLIES	\$636,691	\$7,533	\$288,045	\$286,798	\$24,903	\$29,412
SPECIAL PAYMENTS						
6035 Dist to Individuals						
8000 General Fund	4,977,981	-	-	4,977,981	-	-
3400 Other Funds Ltd	22,513,537	2,326,860	9,217,570	-	10,969,107	-
All Funds	27,491,518	2,326,860	9,217,570	4,977,981	10,969,107	-
6060 Intra-Agency Gen Fund Transfer						
8000 General Fund	10,000,000	-	10,000,000	-	-	-
6085 Other Special Payments						
3400 Other Funds Ltd	6,773,035	-	-	-	-	6,773,035
SPECIAL PAYMENTS						
8000 General Fund	14,977,981	-	10,000,000	4,977,981	-	-
3400 Other Funds Ltd	29,286,572	2,326,860	9,217,570	-	10,969,107	6,773,035
TOTAL SPECIAL PAYMENTS	\$44,264,553	\$2,326,860	\$19,217,570	\$4,977,981	\$10,969,107	\$6,773,035
EXPENDITURES						
8000 General Fund	15,849,582	-	10,000,000	5,849,582	-	-
3400 Other Funds Ltd	31,000,022	2,448,354	9,847,494	-	11,378,025	7,326,149
TOTAL EXPENDITURES	\$46,849,604	\$2,448,354	\$19,847,494	\$5,849,582	\$11,378,025	\$7,326,149

BDV004B
 2023-25 Biennium
 Energy Development Services

Version: V - 01 - Agency Request Budget
 Cross Reference Number: 33000-200-00-00-00000

Description	Total Policy Packages	Pkg: 202 Oregon Solar + Storage Rebate Program Limitation Priority: 00	Pkg: 203 Oregon Solar + Storage Rebate Program Extension Priority: 00	Pkg: 204 Wildfire Rebuilding Program Extension Priority: 00	Pkg: 205 Residential Heat Pump Program Limitation Priority: 00	Pkg: 206 Heat Pump Deployment Program Limitation Priority: 00
ENDING BALANCE						
8000 General Fund	-	-	-	-	-	-
3400 Other Funds Ltd	(21,611,944)	(2,500,105)	(310)	-	(11,550,359)	(7,561,170)
TOTAL ENDING BALANCE	(\$21,611,944)	(\$2,500,105)	(\$310)	-	(\$11,550,359)	(\$7,561,170)
AUTHORIZED POSITIONS						
8150 Class/Unclass Positions	12	3	-	3	4	2
AUTHORIZED FTE						
8250 Class/Unclass FTE Positions	9.89	0.63	1.87	3.00	1.89	2.50

BDV004B

Version: V - 01 - Agency Request Budget

2023-25 Biennium

Cross Reference Number: 33000-300-00-00-00000

Nuclear Safety & Emergency Response

Description	Total Policy Packages	Pkg: 301 Radioactive Waste Oversight Program Expansion Priority: 00			
-------------	-----------------------	---	--	--	--

REVENUE CATEGORIES

GENERAL FUND APPROPRIATION

0050 General Fund Appropriation

8000 General Fund	173,929	173,929		
-------------------	---------	---------	--	--

FEDERAL FUNDS REVENUE

0995 Federal Funds

6400 Federal Funds Ltd	(109,908)	(109,908)		
------------------------	-----------	-----------	--	--

REVENUE CATEGORIES

8000 General Fund	173,929	173,929		
-------------------	---------	---------	--	--

6400 Federal Funds Ltd	(109,908)	(109,908)		
------------------------	-----------	-----------	--	--

TOTAL REVENUE CATEGORIES	\$64,021	\$64,021		
---------------------------------	-----------------	-----------------	--	--

AVAILABLE REVENUES

8000 General Fund	173,929	173,929		
-------------------	---------	---------	--	--

6400 Federal Funds Ltd	(109,908)	(109,908)		
------------------------	-----------	-----------	--	--

TOTAL AVAILABLE REVENUES	\$64,021	\$64,021		
---------------------------------	-----------------	-----------------	--	--

EXPENDITURES

PERSONAL SERVICES

SALARIES & WAGES

3110 Class/Unclass Sal. and Per Diem

8000 General Fund	76,221	76,221		
-------------------	--------	--------	--	--

6400 Federal Funds Ltd	(76,221)	(76,221)		
------------------------	----------	----------	--	--

All Funds	-	-		
-----------	---	---	--	--

Description	Total Policy Packages	Pkg: 301 Radioactive Waste Oversight Program Expansion Priority: 00				
-------------	-----------------------	---	--	--	--	--

OTHER PAYROLL EXPENSES

3210 Empl. Rel. Bd. Assessments

8000 General Fund	19	19
6400 Federal Funds Ltd	(19)	(19)
All Funds	-	-

3220 Public Employees Retire Cont

8000 General Fund	13,659	13,659
6400 Federal Funds Ltd	(13,659)	(13,659)
All Funds	-	-

3230 Social Security Taxes

8000 General Fund	5,831	5,831
6400 Federal Funds Ltd	(5,831)	(5,831)
All Funds	-	-

3241 Paid Family Medical Leave Insurance

8000 General Fund	302	302
6400 Federal Funds Ltd	(302)	(302)
All Funds	-	-

3250 Workers Comp. Assess. (WCD)

8000 General Fund	16	16
6400 Federal Funds Ltd	(16)	(16)
All Funds	-	-

3260 Mass Transit Tax

8000 General Fund	457	457
-------------------	-----	-----

Nuclear Safety & Emergency Response

Description	Total Policy Packages	Pkg: 301 Radioactive Waste Oversight Program Expansion Priority: 00				
3270 Flexible Benefits						
8000 General Fund	13,860	13,860				
6400 Federal Funds Ltd	(13,860)	(13,860)				
All Funds	-	-				
OTHER PAYROLL EXPENSES						
8000 General Fund	34,144	34,144				
6400 Federal Funds Ltd	(33,687)	(33,687)				
TOTAL OTHER PAYROLL EXPENSES	\$457	\$457				
PERSONAL SERVICES						
8000 General Fund	110,365	110,365				
6400 Federal Funds Ltd	(109,908)	(109,908)				
TOTAL PERSONAL SERVICES	\$457	\$457				
SERVICES & SUPPLIES						
4100 Instate Travel						
8000 General Fund	2,380	2,380				
4200 Telecommunications						
8000 General Fund	6,000	6,000				
4325 Attorney General						
8000 General Fund	5,808	5,808				
4575 Agency Program Related S and S						
8000 General Fund	49,376	49,376				
SERVICES & SUPPLIES						

Nuclear Safety & Emergency Response

Description	Total Policy Packages	Pkg: 301 Radioactive Waste Oversight Program Expansion Priority: 00				
8000 General Fund	63,564	63,564				
TOTAL SERVICES & SUPPLIES	\$63,564	\$63,564				
EXPENDITURES						
8000 General Fund	173,929	173,929				
6400 Federal Funds Ltd	(109,908)	(109,908)				
TOTAL EXPENDITURES	\$64,021	\$64,021				
ENDING BALANCE						
8000 General Fund	-	-				
6400 Federal Funds Ltd	-	-				
TOTAL ENDING BALANCE	-	-				

Description	Total Policy Packages	Pkg: 401 Facility Siting Positions				
		Priority: 00				

REVENUE CATEGORIES

CHARGES FOR SERVICES

0410 Charges for Services

3400 Other Funds Ltd	503,611	503,611
----------------------	---------	---------

AVAILABLE REVENUES

3400 Other Funds Ltd	503,611	503,611
----------------------	---------	---------

TOTAL AVAILABLE REVENUES	\$503,611	\$503,611
---------------------------------	------------------	------------------

EXPENDITURES

PERSONAL SERVICES

SALARIES & WAGES

3110 Class/Unclass Sal. and Per Diem

3400 Other Funds Ltd	305,880	305,880
----------------------	---------	---------

OTHER PAYROLL EXPENSES

3210 Empl. Rel. Bd. Assessments

3400 Other Funds Ltd	106	106
----------------------	-----	-----

3220 Public Employees Retire Cont

3400 Other Funds Ltd	54,814	54,814
----------------------	--------	--------

3230 Social Security Taxes

3400 Other Funds Ltd	23,400	23,400
----------------------	--------	--------

3241 Paid Family Medical Leave Insurance

3400 Other Funds Ltd	1,224	1,224
----------------------	-------	-------

3250 Workers Comp. Assess. (WCD)

3400 Other Funds Ltd	92	92
----------------------	----	----

Description	Total Policy Packages	Pkg: 401 Facility Siting Positions				
		Priority: 00				
3260 Mass Transit Tax						
3400 Other Funds Ltd	1,835	1,835				
3270 Flexible Benefits						
3400 Other Funds Ltd	79,200	79,200				
OTHER PAYROLL EXPENSES						
3400 Other Funds Ltd	160,671	160,671				
TOTAL OTHER PAYROLL EXPENSES	\$160,671	\$160,671				
PERSONAL SERVICES						
3400 Other Funds Ltd	466,551	466,551				
TOTAL PERSONAL SERVICES	\$466,551	\$466,551				
SERVICES & SUPPLIES						
4100 Instate Travel						
3400 Other Funds Ltd	8,975	8,975				
4150 Employee Training						
3400 Other Funds Ltd	230	230				
4175 Office Expenses						
3400 Other Funds Ltd	1,817	1,817				
4200 Telecommunications						
3400 Other Funds Ltd	6,000	6,000				
4275 Publicity and Publications						
3400 Other Funds Ltd	2,389	2,389				
4400 Dues and Subscriptions						

Description	Total Policy Packages	Pkg: 401 Facility Siting Positions				
		Priority: 00				
3400 Other Funds Ltd	109	109				
4575 Agency Program Related S and S						
3400 Other Funds Ltd	8,444	8,444				
4650 Other Services and Supplies						
3400 Other Funds Ltd	96	96				
4715 IT Expendable Property						
3400 Other Funds Ltd	9,000	9,000				
SERVICES & SUPPLIES						
3400 Other Funds Ltd	37,060	37,060				
TOTAL SERVICES & SUPPLIES	\$37,060	\$37,060				
EXPENDITURES						
3400 Other Funds Ltd	503,611	503,611				
TOTAL EXPENDITURES	\$503,611	\$503,611				
ENDING BALANCE						
3400 Other Funds Ltd	-	-				
TOTAL ENDING BALANCE	-	-				
AUTHORIZED POSITIONS						
8150 Class/Unclass Positions	2	2				
AUTHORIZED FTE						
8250 Class/Unclass FTE Positions	2.00	2.00				

Description	Total Policy Packages	Pkg: 451 Equity & External Engagement Priority: 00	Pkg: 452 Community Capacity Building Priority: 00	Pkg: 453 Paid Internships Priority: 00		
-------------	-----------------------	---	--	--	--	--

REVENUE CATEGORIES

GENERAL FUND APPROPRIATION

0050 General Fund Appropriation

8000 General Fund 948,471 158,309 393,315 396,847

CHARGES FOR SERVICES

0410 Charges for Services

3400 Other Funds Ltd 126,319 126,319 - -

FEDERAL FUNDS REVENUE

0995 Federal Funds

6400 Federal Funds Ltd 157,872 157,872 - -

REVENUE CATEGORIES

8000 General Fund 948,471 158,309 393,315 396,847
3400 Other Funds Ltd 126,319 126,319 - -
6400 Federal Funds Ltd 157,872 157,872 - -

TOTAL REVENUE CATEGORIES \$1,232,662 \$442,500 \$393,315 \$396,847

TRANSFERS OUT

2020 Transfer Out - Indirect Cost

6400 Federal Funds Ltd (34,181) (34,181) - -

AVAILABLE REVENUES

8000 General Fund 948,471 158,309 393,315 396,847
3400 Other Funds Ltd 126,319 126,319 - -
6400 Federal Funds Ltd 123,691 123,691 - -

Description	Total Policy Packages	Pkg: 451 Equity & External Engagement Priority: 00	Pkg: 452 Community Capacity Building Priority: 00	Pkg: 453 Paid Internships Priority: 00		
TOTAL AVAILABLE REVENUES	\$1,198,481	\$408,319	\$393,315	\$396,847		

EXPENDITURES

PERSONAL SERVICES

SALARIES & WAGES

3110 Class/Unclass Sal. and Per Diem

8000 General Fund	346,148	50,252	152,280	143,616
3400 Other Funds Ltd	51,775	51,775	-	-
6400 Federal Funds Ltd	50,252	50,252	-	-
All Funds	448,175	152,279	152,280	143,616

OTHER PAYROLL EXPENSES

3210 Empl. Rel. Bd. Assessments

8000 General Fund	176	17	53	106
3400 Other Funds Ltd	18	18	-	-
6400 Federal Funds Ltd	17	17	-	-
All Funds	211	52	53	106

3220 Public Employees Retire Cont

8000 General Fund	62,030	9,005	27,289	25,736
3400 Other Funds Ltd	9,278	9,278	-	-
6400 Federal Funds Ltd	9,005	9,005	-	-
All Funds	80,313	27,288	27,289	25,736

3230 Social Security Taxes

8000 General Fund	26,479	3,844	11,649	10,986
3400 Other Funds Ltd	3,961	3,961	-	-

Description	Total Policy Packages	Pkg: 451	Pkg: 452	Pkg: 453		
		Equity & External Engagement	Community Capacity Building	Paid Internships		
		Priority: 00	Priority: 00	Priority: 00		
6400 Federal Funds Ltd	3,844	3,844	-	-		
All Funds	34,284	11,649	11,649	10,986		
3241 Paid Family Medical Leave Insurance						
8000 General Fund	1,384	201	609	574		
3400 Other Funds Ltd	207	207	-	-		
6400 Federal Funds Ltd	201	201	-	-		
All Funds	1,792	609	609	574		
3250 Workers Comp. Assess. (WCD)						
8000 General Fund	153	15	46	92		
3400 Other Funds Ltd	16	16	-	-		
6400 Federal Funds Ltd	15	15	-	-		
All Funds	184	46	46	92		
3260 Mass Transit Tax						
8000 General Fund	2,078	302	914	862		
3400 Other Funds Ltd	311	311	-	-		
All Funds	2,389	613	914	862		
3270 Flexible Benefits						
8000 General Fund	131,868	13,068	39,600	79,200		
3400 Other Funds Ltd	13,464	13,464	-	-		
6400 Federal Funds Ltd	13,068	13,068	-	-		
All Funds	158,400	39,600	39,600	79,200		
OTHER PAYROLL EXPENSES						
8000 General Fund	224,168	26,452	80,160	117,556		

Description	Total Policy Packages	Pkg: 451	Pkg: 452	Pkg: 453		
		Equity & External Engagement	Community Capacity Building	Paid Internships		
		Priority: 00	Priority: 00	Priority: 00		
3400 Other Funds Ltd	27,255	27,255	-	-		
6400 Federal Funds Ltd	26,150	26,150	-	-		
TOTAL OTHER PAYROLL EXPENSES	\$277,573	\$79,857	\$80,160	\$117,556		
PERSONAL SERVICES						
8000 General Fund	570,316	76,704	232,440	261,172		
3400 Other Funds Ltd	79,030	79,030	-	-		
6400 Federal Funds Ltd	76,402	76,402	-	-		
TOTAL PERSONAL SERVICES	\$725,748	\$232,136	\$232,440	\$261,172		
SERVICES & SUPPLIES						
4100 Instate Travel						
8000 General Fund	7,732	1,667	5,002	1,063		
3400 Other Funds Ltd	1,667	1,667	-	-		
6400 Federal Funds Ltd	1,667	1,667	-	-		
All Funds	11,066	5,001	5,002	1,063		
4150 Employee Training						
8000 General Fund	1,849	250	751	848		
3400 Other Funds Ltd	250	250	-	-		
6400 Federal Funds Ltd	250	250	-	-		
All Funds	2,349	750	751	848		
4175 Office Expenses						
8000 General Fund	2,790	378	1,133	1,279		
3400 Other Funds Ltd	378	378	-	-		

Description	Total Policy Packages	Pkg: 451	Pkg: 452	Pkg: 453		
		Equity & External Engagement	Community Capacity Building	Paid Internships		
		Priority: 00	Priority: 00	Priority: 00		
6400 Federal Funds Ltd	378	378	-	-		
All Funds	3,546	1,134	1,133	1,279		
4200 Telecommunications						
8000 General Fund	6,667	667	2,000	4,000		
3400 Other Funds Ltd	667	667	-	-		
6400 Federal Funds Ltd	667	667	-	-		
All Funds	8,001	2,001	2,000	4,000		
4275 Publicity and Publications						
8000 General Fund	2,959	401	1,202	1,356		
3400 Other Funds Ltd	401	401	-	-		
6400 Federal Funds Ltd	401	401	-	-		
All Funds	3,761	1,203	1,202	1,356		
4300 Professional Services						
8000 General Fund	40,000	-	40,000	-		
4375 Employee Recruitment and Develop						
8000 General Fund	52	7	21	24		
3400 Other Funds Ltd	7	7	-	-		
6400 Federal Funds Ltd	7	7	-	-		
All Funds	66	21	21	24		
4400 Dues and Subscriptions						
8000 General Fund	9,246	1,252	3,756	4,238		
3400 Other Funds Ltd	1,252	1,252	-	-		
6400 Federal Funds Ltd	1,252	1,252	-	-		

Description	Total Policy Packages	Pkg: 451	Pkg: 452	Pkg: 453		
		Equity & External Engagement	Community Capacity Building	Paid Internships		
		Priority: 00	Priority: 00	Priority: 00		
All Funds	11,750	3,756	3,756	4,238		
4575 Agency Program Related S and S						
8000 General Fund	255,152	34,316	103,991	116,845		
4650 Other Services and Supplies						
8000 General Fund	41,708	41,667	19	22		
3400 Other Funds Ltd	41,667	41,667	-	-		
6400 Federal Funds Ltd	41,667	41,667	-	-		
All Funds	125,042	125,001	19	22		
4715 IT Expendable Property						
8000 General Fund	10,000	1,000	3,000	6,000		
3400 Other Funds Ltd	1,000	1,000	-	-		
6400 Federal Funds Ltd	1,000	1,000	-	-		
All Funds	12,000	3,000	3,000	6,000		
SERVICES & SUPPLIES						
8000 General Fund	378,155	81,605	160,875	135,675		
3400 Other Funds Ltd	47,289	47,289	-	-		
6400 Federal Funds Ltd	47,289	47,289	-	-		
TOTAL SERVICES & SUPPLIES	\$472,733	\$176,183	\$160,875	\$135,675		
EXPENDITURES						
8000 General Fund	948,471	158,309	393,315	396,847		
3400 Other Funds Ltd	126,319	126,319	-	-		
6400 Federal Funds Ltd	123,691	123,691	-	-		

BDV004B
 2023-25 Biennium
 Administrative Services

Version: V - 01 - Agency Request Budget
 Cross Reference Number: 33000-500-00-00-00000

Description	Total Policy Packages	Pkg: 451 Equity & External Engagement Priority: 00	Pkg: 452 Community Capacity Building Priority: 00	Pkg: 453 Paid Internships Priority: 00		
TOTAL EXPENDITURES	\$1,198,481	\$408,319	\$393,315	\$396,847		
ENDING BALANCE						
8000 General Fund	-	-	-	-		
3400 Other Funds Ltd	-	-	-	-		
6400 Federal Funds Ltd	-	-	-	-		
TOTAL ENDING BALANCE	-	-	-	-		
AUTHORIZED POSITIONS						
8150 Class/Unclass Positions	4	1	1	2		
AUTHORIZED FTE						
8250 Class/Unclass FTE Positions	4.00	1.00	1.00	2.00		

PIC100 - Position Budget Report

Energy, Dept of

**2023-25 Biennium
Budget Preparation**

**Cross Reference Number: 33000-000-00-00-00000
Agency Request Budget**

Position Number	Classification	Classification Name	Sal Rng	Pos Type	Pos Cnt	FTE	Mos	Step	Rate	SAL/OPE	Salary/OPE				
											GF	LF	OF	FF	AF
Total Salary											867,024	-	15,728,629	1,592,131	18,187,784
Total OPE											509,404	-	7,395,176	716,065	8,620,645
Total Personal Services											1,376,428	-	23,123,805	2,308,196	26,808,429

PIC100 - Position Budget Report

Energy Efficiency & Conservation

**2023-25 Biennium
Budget Preparation**

**Cross Reference Number: 33000-100-01-00-00000
Agency Request Budget**

Position Number	Classification	Classification Name	Sal Rng	Pos Type	Pos Cnt	FTE	Mos	Step	Rate	SAL/OPE	Salary/OPE				
											GF	LF	OF	FF	AF
0034001	MMS X7254 AP	Energy Manager 2		PF	1	1.00	24	7	9264	SAL	-	-	188,986	33,350	222,336
										OPE	-	-	82,824	14,616	97,440
0034004	MESN Z7253 AF	Energy Manager 3		PF	1	0.50	12	10	11802	SAL	-	-	133,127	8,497	141,624
										OPE	-	-	53,230	3,398	56,628
0035536	UA C0862 AP	PROGRAM ANALYST 3	29	PF	1	1.00	24	10	8443	SAL	-	-	198,579	4,053	202,632
										OPE	-	-	90,477	1,846	92,323
0108002	UA C0108 AP	ADMINISTRATIVE SPECIALIST 2	20	PF	1	1.00	24	10	5367	SAL	-	-	124,944	3,864	128,808
										OPE	-	-	70,956	2,195	73,151
0108003	UA C0108 AP	ADMINISTRATIVE SPECIALIST 2	20	PF	1	0.50	12	10	5367	SAL	-	-	64,404	-	64,404
										OPE	-	-	36,575	-	36,575
0813002	UA C0862 AP	PROGRAM ANALYST 3	29	PF	1	1.00	24	10	8443	SAL	-	-	139,816	62,816	202,632
										OPE	-	-	63,703	28,620	92,323
0862019	UA C0862 AP	PROGRAM ANALYST 3	29	PF	1	1.00	24	10	8443	SAL	-	-	172,237	30,395	202,632
										OPE	-	-	78,475	13,848	92,323
0862022	UA C0862 AP	PROGRAM ANALYST 3	29	PF	1	1.00	24	10	8443	SAL	-	-	105,369	97,263	202,632
										OPE	-	-	48,008	44,315	92,323
3013005	UA C0862 AP	PROGRAM ANALYST 3	29	PF	1	1.00	24	3	6046	SAL	-	-	82,709	62,395	145,104
										OPE	-	-	44,108	33,274	77,382
3013007	UA C3253 AP	FACILITIES ENGINEER 3	33	PF	1	1.00	24	9	9752	SAL	-	-	156,812	77,236	234,048
										OPE	-	-	67,322	33,159	100,481
3013010	UA C3253 AP	FACILITIES ENGINEER 3	33	PF	1	1.00	24	10	10237	SAL	-	-	169,525	76,163	245,688
										OPE	-	-	71,418	32,086	103,504
3030003	UA C0872 AP	OPERATIONS & POLICY ANALYST 3	30	PF	1	0.50	12	10	8865	SAL	-	-	99,997	6,383	106,380
										OPE	-	-	44,627	2,849	47,476
3030005	UA C0865 AP	PUBLIC AFFAIRS SPECIALIST 2	29	PF	1	0.50	12	6	6977	SAL	-	-	83,724	-	83,724
										OPE	-	-	41,592	-	41,592
Total Salary											-	-	1,720,229	462,415	2,182,644
Total OPE											-	-	793,315	210,206	1,003,521
Total Personal Services											-	-	2,513,544	672,621	3,186,165

PIC100 - Position Budget Report

Energy Technology & Policy

**2023-25 Biennium
Budget Preparation**

**Cross Reference Number: 33000-100-02-00-00000
Agency Request Budget**

Position Number	Classification	Classification Name	Sal Rng	Pos Type	Pos Cnt	FTE	Mos	Step	Rate	SAL/OPE	Salary/OPE				
											GF	LF	OF	FF	AF
0033005	MMN X0873 AP	OPERATIONS & POLICY ANALYST 4	32	PF	1	1.00	24	8	9718	SAL	-	-	228,567	4,665	233,232
										OPE	-	-	98,264	2,005	100,269
0034004	MESN Z7253 AF	Energy Manager 3		PF	0	0.50	12	10	11802	SAL	-	-	141,624	-	141,624
										OPE	-	-	56,628	-	56,628
0034005	UA C0871 AP	OPERATIONS & POLICY ANALYST 2	27	PF	1	1.00	24	10	7673	SAL	-	-	138,114	46,038	184,152
										OPE	-	-	65,643	21,881	87,524
0035096	MMS X7254 AP	Energy Manager 2		PF	1	1.00	24	10	10720	SAL	-	-	246,989	10,291	257,280
										OPE	-	-	102,254	4,261	106,515
0108003	UA C0108 AP	ADMINISTRATIVE SPECIALIST 2	20	PF	0	0.50	12	10	5367	SAL	-	-	64,404	-	64,404
										OPE	-	-	36,575	-	36,575
0872002	UA C0873 AP	OPERATIONS & POLICY ANALYST 4	32	PF	1	1.00	24	10	9752	SAL	-	-	234,048	-	234,048
										OPE	-	-	100,481	-	100,481
0873001	UA C0873 AP	OPERATIONS & POLICY ANALYST 4	32	PF	1	1.00	24	10	9752	SAL	-	-	234,048	-	234,048
										OPE	-	-	100,481	-	100,481
2123004	UA C1117 AP	RESEARCH ANALYST 3	26	PF	1	1.00	24	4	5501	SAL	-	-	132,024	-	132,024
										OPE	-	-	73,986	-	73,986
2325001	UA C1117 AP	RESEARCH ANALYST 3	26	PF	1	1.00	24	3	5253	SAL	41,604	-	42,864	41,604	126,072
										OPE	23,905	-	24,630	23,905	72,440
3013003	UA C0873 AP	OPERATIONS & POLICY ANALYST 4	32	PF	1	1.00	24	8	8865	SAL	-	-	212,760	-	212,760
										OPE	-	-	94,953	-	94,953
3013006	UA C0873 AP	OPERATIONS & POLICY ANALYST 4	32	PF	1	1.00	24	10	9752	SAL	-	-	234,048	-	234,048
										OPE	-	-	100,481	-	100,481
3030003	UA C0872 AP	OPERATIONS & POLICY ANALYST 3	30	PF	0	0.50	12	10	8865	SAL	-	-	106,380	-	106,380
										OPE	-	-	47,476	-	47,476
3030005	UA C0865 AP	PUBLIC AFFAIRS SPECIALIST 2	29	PF	0	0.50	12	6	6977	SAL	-	-	83,724	-	83,724
										OPE	-	-	41,592	-	41,592
3030010	UA C0873 AP	OPERATIONS & POLICY ANALYST 4	32	PF	1	1.00	24	10	9752	SAL	-	-	234,048	-	234,048
										OPE	-	-	100,481	-	100,481
6905001	UA C0873 AP	OPERATIONS & POLICY ANALYST 4	32	PF	1	1.00	24	7	8443	SAL	-	-	202,632	-	202,632
										OPE	-	-	92,323	-	92,323
Total Salary											41,604	-	2,536,274	102,598	2,680,476

PIC100 - Position Budget Report

Energy Technology & Policy

2023-25 Biennium
Budget Preparation

Cross Reference Number: 33000-100-02-00-00000
Agency Request Budget

Position Number	Classification	Classification Name	Sal Rng	Pos Type	Pos Cnt	FTE	Mos	Step	Rate	SAL/OPE	Salary/OPE				
											GF	LF	OF	FF	AF
Total OPE											23,905	-	1,136,248	52,052	1,212,205
Total Personal Services											65,509	-	3,672,522	154,650	3,892,681

PIC100 - Position Budget Report

NW Power & Conservation Council

2023-25 Biennium
Budget Preparation

Cross Reference Number: 33000-100-03-00-00000
Agency Request Budget

Position Number	Classification	Classification Name	Sal Rng	Pos Type	Pos Cnt	FTE	Mos	Step	Rate	SAL/OPE	Salary/OPE				
											GF	LF	OF	FF	AF
0400001	MENN Z7081 AF	BUSINESS OPERATIONS ADMINISTRATOR	40X	PF	1	1.00	24	6	12394	SAL	-	-	297,456	-	297,456
										OPE	-	-	116,607	-	116,607
0400002	MENN Z7081 AE	Business Operations Administrator 2		PF	1	1.00	24	5	11802	SAL	-	-	283,248	-	283,248
										OPE	-	-	113,188	-	113,188
Total Salary											-	-	580,704	-	580,704
Total OPE											-	-	229,795	-	229,795
Total Personal Services											-	-	810,499	-	810,499

PIC100 - Position Budget Report

Small Scale Energy Loan Program

**2023-25 Biennium
Budget Preparation**

**Cross Reference Number: 33000-200-04-00-00000
Agency Request Budget**

Position Number	Classification	Classification Name	Sal Rng	Pos Type	Pos Cnt	FTE	Mos	Step	Rate	SAL/OPE	Salary/OPE				
											GF	LF	OF	FF	AF
0032008	UA C1002 AP	LOAN SPECIALIST 2	27	PF	1	1.00	24	3	5501	SAL	-	-	132,024	-	132,024
										OPE	-	-	73,986	-	73,986
3014005	UA C1218 AP	ACCOUNTANT 3	30	PF	1	1.00	24	10	8865	SAL	-	-	212,760	-	212,760
										OPE	-	-	94,953	-	94,953
Total Salary											-	-	344,784	-	344,784
Total OPE											-	-	168,939	-	168,939
Total Personal Services											-	-	513,723	-	513,723

PIC100 - Position Budget Report

Energy Incentive Programs

**2023-25 Biennium
Budget Preparation**

**Cross Reference Number: 33000-200-06-00-00000
Agency Request Budget**

Position Number	Classification	Classification Name	Sal Rng	Pos Type	Pos Cnt	FTE	Mos	Step	Rate	SAL/OPE	Salary/OPE				
											GF	LF	OF	FF	AF
0009006	UA C0104 AP	OFFICE SPECIALIST 2	15	PF	1	1.00	24	3	3213	SAL	-	-	77,112	-	77,112
										OPE	-	-	59,724	-	59,724
2325002	UA C0324 AP	PUBLIC SERVICE REPRESENTATIVE 4	20	PF	1	1.00	24	3	3962	SAL	-	-	95,088	-	95,088
										OPE	-	-	64,393	-	64,393
2325003	UA C0324 AP	PUBLIC SERVICE REPRESENTATIVE 4	20	PF	1	1.00	24	3	3962	SAL	-	-	95,088	-	95,088
										OPE	-	-	64,393	-	64,393
2325004	MMS X7084 AP	BUSINESS OPERATIONS MANAGER 2	33X	PP	1	0.50	12	3	7630	SAL	-	-	91,560	-	91,560
										OPE	-	-	43,627	-	43,627
2325005	UA C0212 AP	ACCOUNTING TECHNICIAN	19	LF	1	1.00	24	3	3784	SAL	90,816	-	-	-	90,816
										OPE	63,283	-	-	-	63,283
2325006	UA C0861 AP	PROGRAM ANALYST 2	27	LF	1	1.00	24	3	5501	SAL	132,024	-	-	-	132,024
										OPE	73,986	-	-	-	73,986
2325007	UA C0862 AP	PROGRAM ANALYST 3	29	LF	1	1.00	24	3	6046	SAL	145,104	-	-	-	145,104
										OPE	77,382	-	-	-	77,382
2325008	UA C0872 AP	OPERATIONS & POLICY ANALYST 3	30	LP	1	0.88	21	3	6345	SAL	-	-	133,245	-	133,245
										OPE	-	-	69,340	-	69,340
2325009	UA C0861 AP	PROGRAM ANALYST 2	27	LF	1	1.00	24	3	5501	SAL	-	-	132,024	-	132,024
										OPE	-	-	73,986	-	73,986
2325010	UA C0862 AP	PROGRAM ANALYST 3	29	LP	1	0.88	21	3	6046	SAL	-	-	126,966	-	126,966
										OPE	-	-	67,709	-	67,709
2325011	UA C0436 AP	PROCUREMENT & CONTRACT SPECIALIS	23	LP	1	0.50	12	3	4553	SAL	-	-	54,636	-	54,636
										OPE	-	-	34,039	-	34,039
2325012	UA C0861 AP	PROGRAM ANALYST 2	27	LF	1	0.75	18	3	5501	SAL	-	-	99,018	-	99,018
										OPE	-	-	55,488	-	55,488
2325013	UA C0212 AP	ACCOUNTING TECHNICIAN	19	LP	1	0.38	9	3	3784	SAL	-	-	34,056	-	34,056
										OPE	-	-	23,731	-	23,731
9212304	MMS X7084 AP	BUSINESS OPERATIONS MANAGER 2	33X	LF	1	1.00	24	9	10203	SAL	-	-	244,872	-	244,872
										OPE	-	-	103,292	-	103,292
9212305	UA C0862 AP	PROGRAM ANALYST 3	29	LF	1	1.00	24	3	6046	SAL	-	-	145,104	-	145,104
										OPE	-	-	77,382	-	77,382
9212306	UA C0861 AP	PROGRAM ANALYST 2	27	LF	1	1.00	24	3	5501	SAL	-	-	132,024	-	132,024

PIC100 - Position Budget Report

Energy Incentive Programs

**2023-25 Biennium
Budget Preparation**

**Cross Reference Number: 33000-200-06-00-00000
Agency Request Budget**

Position Number	Classification	Classification Name	Sal Rng	Pos Type	Pos Cnt	FTE	Mos	Step	Rate	SAL/ OPE	Salary/OPE				
											GF	LF	OF	FF	AF
9212307	UA C0861 AP	PROGRAM ANALYST 2	27	LP	1	0.50	12	3	5501	OPE	-	-	73,986	-	73,986
										SAL	-	-	66,012	-	66,012
9212308	UA C0108 AP	ADMINISTRATIVE SPECIALIST 2	20	LF	1	1.00	24	3	3865	OPE	-	-	36,992	-	36,992
										SAL	-	-	92,760	-	92,760
9212309	UA C0872 AP	OPERATIONS & POLICY ANALYST 3	30	LF	1	1.00	24	8	8053	OPE	-	-	63,789	-	63,789
										SAL	-	-	193,272	-	193,272
										OPE	-	-	89,891	-	89,891
Total Salary											367,944	-	1,812,837	-	2,180,781
Total OPE											214,651	-	1,001,762	-	1,216,413
Total Personal Services											582,595	-	2,814,599	-	3,397,194

PIC100 - Position Budget Report

Nuclear Safety & Emergency Response

**2023-25 Biennium
Budget Preparation**

**Cross Reference Number: 33000-300-01-00-0000
Agency Request Budget**

Position Number	Classification	Classification Name	Sal Rng	Pos Type	Pos Cnt	FTE	Mos	Step	Rate	SAL/OPE	Salary/OPE				
											GF	LF	OF	FF	AF
0031001	MMN X0863 AP	PROGRAM ANALYST 4	31	PF	1	1.00	24	9	9718	SAL	-	-	116,616	116,616	233,232
										OPE	-	-	50,135	50,135	100,270
0034002	MESN Z7253 AF	Energy Manager 3		PF	1	1.00	24	10	11802	SAL	14,162	-	70,812	198,274	283,248
										OPE	5,659	-	28,297	79,232	113,188
3012006	UA C0862 AP	PROGRAM ANALYST 3	29	PF	1	1.00	24	10	8443	SAL	-	-	91,184	111,448	202,632
										OPE	-	-	41,545	50,778	92,323
3037001	UA C8505 AP	NATURAL RESOURCE SPECIALIST 5	32	PF	1	1.00	24	10	9752	SAL	58,512	-	-	175,536	234,048
										OPE	25,120	-	-	75,361	100,481
3037004	UA C8504 AP	NATURAL RESOURCE SPECIALIST 4	30	PF	1	1.00	24	8	8053	SAL	38,654	-	-	154,618	193,272
										OPE	17,978	-	-	71,913	89,891
3300101	B Y7500 AE	BOARD AND COMMISSION MEMBER	0	PP	0	0.00	0	0	0	SAL	-	-	540	-	540
										OPE	-	-	41	-	41
3300102	B Y7500 AE	BOARD AND COMMISSION MEMBER	0	PP	0	0.00	0	0	0	SAL	-	-	540	-	540
										OPE	-	-	41	-	41
3300103	B Y7500 AE	BOARD AND COMMISSION MEMBER	0	PP	0	0.00	0	0	0	SAL	-	-	540	-	540
										OPE	-	-	41	-	41
3300104	B Y7500 AE	BOARD AND COMMISSION MEMBER	0	PP	0	0.00	0	0	0	SAL	-	-	540	-	540
										OPE	-	-	41	-	41
3300105	B Y7500 AE	BOARD AND COMMISSION MEMBER	0	PP	0	0.00	0	0	0	SAL	-	-	540	-	540
										OPE	-	-	41	-	41
4000039	UA C8504 AP	NATURAL RESOURCE SPECIALIST 4	30	PF	1	1.00	24	10	8865	SAL	-	-	-	212,760	212,760
										OPE	-	-	-	94,953	94,953
Total Salary											111,328	-	281,312	969,252	1,361,892
Total OPE											48,757	-	120,182	422,372	591,311
Total Personal Services											160,085	-	401,494	1,391,624	1,953,203

PIC100 - Position Budget Report

Energy Facility Siting

**2023-25 Biennium
Budget Preparation**

**Cross Reference Number: 33000-400-01-00-00000
Agency Request Budget**

Position Number	Classification	Classification Name	Sal Rng	Pos Type	Pos Cnt	FTE	Mos	Step	Rate	SAL/OPE	Salary/OPE				
											GF	LF	OF	FF	AF
0010001	UA C0108 AP	ADMINISTRATIVE SPECIALIST 2	20	PF	1	1.00	24	4	4052	SAL	-	-	97,248	-	97,248
										OPE	-	-	64,954	-	64,954
0015010	UA C0872 AP	OPERATIONS & POLICY ANALYST 3	30	PF	1	1.00	24	3	6345	SAL	-	-	152,280	-	152,280
										OPE	-	-	79,246	-	79,246
0512001	MESN Z7253 AF	Energy Manager 3		PF	1	1.00	24	10	11802	SAL	-	-	283,248	-	283,248
										OPE	-	-	113,188	-	113,188
0870001	UA C0871 AP	OPERATIONS & POLICY ANALYST 2	27	PF	1	1.00	24	7	6659	SAL	-	-	159,816	-	159,816
										OPE	-	-	81,203	-	81,203
0873003	MMN X0873 AP	OPERATIONS & POLICY ANALYST 4	32	PF	1	1.00	24	9	10203	SAL	-	-	244,872	-	244,872
										OPE	-	-	103,292	-	103,292
1156001	UA C1156 AP	UTILITY AND ENERGY ANALYST 2	28	PF	1	1.00	24	10	8053	SAL	-	-	193,272	-	193,272
										OPE	-	-	89,891	-	89,891
1156004	UA C1157 AP	UTILITY AND ENERGY ANALYST 3	31	PF	1	1.00	24	9	9311	SAL	-	-	223,464	-	223,464
										OPE	-	-	97,733	-	97,733
1244006	UA C1244 AP	FISCAL ANALYST 2	27	PF	1	1.00	24	10	7673	SAL	-	-	184,152	-	184,152
										OPE	-	-	87,524	-	87,524
2325014	UA C1157 AP	UTILITY AND ENERGY ANALYST 3	31	PF	1	1.00	24	3	6977	SAL	-	-	167,448	-	167,448
										OPE	-	-	83,186	-	83,186
2325015	UA C1156 AP	UTILITY AND ENERGY ANALYST 2	28	PF	1	1.00	24	3	5768	SAL	-	-	138,432	-	138,432
										OPE	-	-	75,650	-	75,650
3030002	UA C1157 AP	UTILITY AND ENERGY ANALYST 3	31	PF	1	1.00	24	8	8865	SAL	-	-	212,760	-	212,760
										OPE	-	-	94,953	-	94,953
3030700	UA C1157 AP	UTILITY AND ENERGY ANALYST 3	31	PF	1	1.00	24	8	8865	SAL	-	-	212,760	-	212,760
										OPE	-	-	94,953	-	94,953
3300200	B Y7500 AE	BOARD AND COMMISSION MEMBER	0	PP	0	0.00	0	0	0	SAL	-	-	780	-	780
										OPE	-	-	60	-	60
3300201	B Y7500 AE	BOARD AND COMMISSION MEMBER	0	PP	0	0.00	0	0	0	SAL	-	-	780	-	780
										OPE	-	-	60	-	60
3300202	B Y7500 AE	BOARD AND COMMISSION MEMBER	0	PP	0	0.00	0	0	0	SAL	-	-	540	-	540
										OPE	-	-	41	-	41
3300203	B Y7500 AE	BOARD AND COMMISSION MEMBER	0	PP	0	0.00	0	0	0	SAL	-	-	720	-	720

PIC100 - Position Budget Report

Energy Facility Siting

**2023-25 Biennium
Budget Preparation**

**Cross Reference Number: 33000-400-01-00-00000
Agency Request Budget**

Position Number	Classification	Classification Name	Sal Rng	Pos Type	Pos Cnt	FTE	Mos	Step	Rate	SAL/OPE	Salary/OPE				
											GF	LF	OF	FF	AF
										OPE	-	-	55	-	55
3300204	B Y7500 AE	BOARD AND COMMISSION MEMBER	0	PP	0	0.00	0	0	0	SAL	-	-	960	-	960
										OPE	-	-	73	-	73
3300205	B Y7500 AE	BOARD AND COMMISSION MEMBER	0	PP	0	0.00	0	0	0	SAL	-	-	1,020	-	1,020
										OPE	-	-	78	-	78
3300206	B Y7500 AE	BOARD AND COMMISSION MEMBER	0	PP	0	0.00	0	0	0	SAL	-	-	540	-	540
										OPE	-	-	41	-	41
6904001	UA C1157 AP	UTILITY AND ENERGY ANALYST 3	31	PF	1	1.00	24	7	8443	SAL	-	-	202,632	-	202,632
										OPE	-	-	92,323	-	92,323
Total Salary											-	-	2,477,724	-	2,477,724
Total OPE											-	-	1,158,504	-	1,158,504
Total Personal Services											-	-	3,636,228	-	3,636,228

PIC100 - Position Budget Report

Director's Office

**2023-25 Biennium
Budget Preparation**

**Cross Reference Number: 33000-500-01-00-00000
Agency Request Budget**

Position Number	Classification	Classification Name	Sal Rng	Pos Type	Pos Cnt	FTE	Mos	Step	Rate	SAL/OPE	Salary/OPE				
											GF	LF	OF	FF	AF
0010003	UA C1244 AP	FISCAL ANALYST 2	27	PF	0	0.05	1.2	6	6345	SAL	-	-	-	7,614	7,614
										OPE	-	-	-	5,284	5,284
0022005	MENN Z0871 AF	OPERATIONS & POLICY ANALYST 2	27	PF	1	1.00	24	9	8015	SAL	-	-	192,360	-	192,360
										OPE	-	-	89,655	-	89,655
0033010	MMN X5618 AP	INTERNAL AUDITOR 3	31	PF	1	1.00	24	3	7274	SAL	-	-	174,576	-	174,576
										OPE	-	-	85,036	-	85,036
1921205	MMS X7084 AP	BUSINESS OPERATIONS MANAGER 2	33X	PF	1	1.00	24	10	10720	SAL	-	-	257,280	-	257,280
										OPE	-	-	106,515	-	106,515
2325017	UA C0872 AP	OPERATIONS & POLICY ANALYST 3	30	PF	1	1.00	24	3	6345	SAL	50,252	-	51,775	50,252	152,279
										OPE	26,151	-	26,944	26,151	79,246
2325018	UA C0872 AP	OPERATIONS & POLICY ANALYST 3	30	PF	1	1.00	24	3	6345	SAL	152,280	-	-	-	152,280
										OPE	79,246	-	-	-	79,246
2325019	UA C0100 AP	STUDENT OFFICE WORKER	7	LF	1	1.00	24	9	2992	SAL	71,808	-	-	-	71,808
										OPE	58,347	-	-	-	58,347
2325020	UA C0100 AP	STUDENT OFFICE WORKER	7	LF	1	1.00	24	9	2992	SAL	71,808	-	-	-	71,808
										OPE	58,347	-	-	-	58,347
3013002	UA C0872 AP	OPERATIONS & POLICY ANALYST 3	30	PF	1	1.00	24	8	8053	SAL	-	-	193,272	-	193,272
										OPE	-	-	89,891	-	89,891
3014001	MESN Z7665 AF	COMMUNICATIONS MANAGER 1	31X	PF	1	1.00	24	10	9718	SAL	-	-	233,232	-	233,232
										OPE	-	-	100,269	-	100,269
3300001	MEAH Z7585 HF	AGENCY HEAD 5	41X	PF	1	1.00	24	10	16841	SAL	-	-	404,184	-	404,184
										OPE	-	-	137,281	-	137,281
7010001	MMN X0873 AP	OPERATIONS & POLICY ANALYST 4	32	PF	1	1.00	24	9	10203	SAL	-	-	244,872	-	244,872
										OPE	-	-	103,292	-	103,292
9212310	UA C1485 IP	INFORMATION SYSTEMS SPECIALIST 5	28	LF	1	1.00	24	5	6381	SAL	-	-	153,144	-	153,144
										OPE	-	-	79,471	-	79,471
9324009	UA C0865 AP	PUBLIC AFFAIRS SPECIALIST 2	29	PF	1	1.00	24	9	8053	SAL	-	-	193,272	-	193,272
										OPE	-	-	89,891	-	89,891
Total Salary											346,148	-	2,097,967	57,866	2,501,981
Total OPE											222,091	-	908,245	31,435	1,161,771
Total Personal Services											568,239	-	3,006,212	89,301	3,663,752

PIC100 - Position Budget Report

Central Services

**2023-25 Biennium
Budget Preparation**

**Cross Reference Number: 33000-500-02-00-00000
Agency Request Budget**

Position Number	Classification	Classification Name	Sal Rng	Pos Type	Pos Cnt	FTE	Mos	Step	Rate	SAL/OPE	Salary/OPE				
											GF	LF	OF	FF	AF
0008008	UA C0104 AP	OFFICE SPECIALIST 2	15	PF	1	1.00	24	5	3481	SAL	-	-	83,544	-	83,544
										OPE	-	-	61,395	-	61,395
0009002	MMN X1320 AP	HUMAN RESOURCE ANALYST 1	23	PF	1	1.00	24	2	4691	SAL	-	-	112,584	-	112,584
										OPE	-	-	68,937	-	68,937
0010003	UA C1244 AP	FISCAL ANALYST 2	27	PF	1	0.95	22.8	6	6345	SAL	-	-	144,666	-	144,666
										OPE	-	-	75,614	-	75,614
0010009	UA C1487 IP	INFORMATION SYSTEMS SPECIALIST 7	31	PF	1	1.00	24	5	7557	SAL	-	-	181,368	-	181,368
										OPE	-	-	86,800	-	86,800
0010013	UA C0212 AP	ACCOUNTING TECHNICIAN	19	PF	1	1.00	24	10	5253	SAL	-	-	126,072	-	126,072
										OPE	-	-	72,440	-	72,440
0015001	UA C1484 IP	INFORMATION SYSTEMS SPECIALIST 4	25	PF	1	1.00	24	10	7189	SAL	-	-	172,536	-	172,536
										OPE	-	-	84,506	-	84,506
0023001	MMS X7344 AP	Human Resources Manager 2		PF	1	1.00	24	10	10720	SAL	-	-	257,280	-	257,280
										OPE	-	-	106,515	-	106,515
0031004	UA C0871 AP	OPERATIONS & POLICY ANALYST 2	27	PP	1	0.50	12	10	7673	SAL	-	-	92,076	-	92,076
										OPE	-	-	43,761	-	43,761
0032001	MMS X7084 AP	BUSINESS OPERATIONS MANAGER 2	33X	PF	1	1.00	24	10	10720	SAL	-	-	257,280	-	257,280
										OPE	-	-	106,515	-	106,515
0032002	MESN Z7083 AF	BUSINESS OPERATIONS MANAGER 3	35X	PF	1	1.00	24	7	10203	SAL	-	-	244,872	-	244,872
										OPE	-	-	103,292	-	103,292
0104001	UA C0214 AP	PAYROLL ANALYST	21	PF	1	1.00	24	8	5253	SAL	-	-	126,072	-	126,072
										OPE	-	-	72,440	-	72,440
0436001	UA C0436 AP	PROCUREMENT & CONTRACT SPECIALIS	23	PF	1	1.00	24	8	5768	SAL	-	-	138,432	-	138,432
										OPE	-	-	75,650	-	75,650
0512002	MMS X7374 IP	Information Technology Manager 2		PF	1	1.00	24	10	12394	SAL	-	-	297,456	-	297,456
										OPE	-	-	116,607	-	116,607
1215001	UA C1216 AP	ACCOUNTANT 1	23	PF	1	1.00	24	10	6345	SAL	-	-	152,280	-	152,280
										OPE	-	-	79,246	-	79,246
1218001	UA C1218 AP	ACCOUNTANT 3	30	PF	1	1.00	24	3	6345	SAL	-	-	152,280	-	152,280
										OPE	-	-	79,246	-	79,246
1244002	UA C1244 AP	FISCAL ANALYST 2	27	PF	1	1.00	24	10	7673	SAL	-	-	184,152	-	184,152

PIC100 - Position Budget Report

Central Services

**2023-25 Biennium
Budget Preparation**

**Cross Reference Number: 33000-500-02-00-00000
Agency Request Budget**

Position Number	Classification	Classification Name	Sal Rng	Pos Type	Pos Cnt	FTE	Mos	Step	Rate	SAL/OPE	Salary/OPE				
											GF	LF	OF	FF	AF
										OPE	-	-	87,524	-	87,524
1321001	MMN X1321 AP	HUMAN RESOURCE ANALYST 2	26	PF	1	1.00	24	6	6601	SAL	-	-	158,424	-	158,424
										OPE	-	-	80,842	-	80,842
1482001	UA C1484 IP	INFORMATION SYSTEMS SPECIALIST 4	25	PF	1	1.00	24	3	5210	SAL	-	-	125,040	-	125,040
										OPE	-	-	72,172	-	72,172
1485001	UA C1485 IP	INFORMATION SYSTEMS SPECIALIST 5	28	PF	1	1.00	24	10	8031	SAL	-	-	192,744	-	192,744
										OPE	-	-	89,755	-	89,755
1487001	UA C1487 IP	INFORMATION SYSTEMS SPECIALIST 7	31	PF	1	1.00	24	8	8674	SAL	-	-	208,176	-	208,176
										OPE	-	-	93,762	-	93,762
1921204	UA C0871 AP	OPERATIONS & POLICY ANALYST 2	27	PP	1	0.50	12	5	6046	SAL	-	-	72,552	-	72,552
										OPE	-	-	38,690	-	38,690
9301001	UA C0438 AP	PROCUREMENT & CONTRACT SPECIALIS	29	PF	1	1.00	24	8	7673	SAL	-	-	184,152	-	184,152
										OPE	-	-	87,524	-	87,524
9323002	UA C1245 AP	FISCAL ANALYST 3	30	PF	1	1.00	24	10	8865	SAL	-	-	212,760	-	212,760
										OPE	-	-	94,953	-	94,953
Total Salary											-	-	3,876,798	-	3,876,798
Total OPE											-	-	1,878,186	-	1,878,186
Total Personal Services											-	-	5,754,984	-	5,754,984

POS116 - Net Package Fiscal Impact Report

Energy Planning & Innovation

2023-25 Biennium

Cross Reference Number: 33000-100-00-00-00000

Agency Request Budget

Package Number: 101

Position Number	Auth No	Workday Id	Classification	Classification Name	Sal Rng	Pos Type	Mos	Step	Rate	Salary	OPE	Total	Pos Cnt	FTE
2325001	1422731		UA C1117 A P	RESEARCH ANALYST 3	26	PF	24	3	5,253	126,072	72,437	198,509	1	1.00
				General Funds						41,604	23,904	65,508		
				Lottery Funds						0	0	0		
				Other Funds						42,864	24,629	67,493		
				Federal Funds						41,604	23,904	65,508		
				Total Funds						126,072	72,437	198,509	1	1.00

POS116 - Net Package Fiscal Impact Report

Energy Development Services

2023-25 Biennium

Cross Reference Number: 33000-200-00-00-00000

Agency Request Budget

Package Number: 202

Position Number	Auth No	Workday Id	Classification	Classification Name	Sal Rng	Pos Type	Mos	Step	Rate	Salary	OPE	Total	Pos Cnt	FTE	
2325002	1422732		UA C0324 A P	PUBLIC SERVICE REPRESENTATIV	20	LF	0	3	3,962	23,772	16,098	39,870	1	0.25	
2325003	1422733		UA C0324 A P	PUBLIC SERVICE REPRESENTATIV	20	LF	0	3	3,962	23,772	16,098	39,870	1	0.25	
2325004	1422734		MMS X7084 A P	BUSINESS OPERATIONS MANAGEI	33X	LF	0	3	7,630	22,890	10,908	33,798	1	0.13	
General Funds											0	0	0		
Lottery Funds											0	0	0		
Other Funds											70,434	43,104	113,538		
Federal Funds											0	0	0		
Total Funds											70,434	43,104	113,538	3	0.63

POS116 - Net Package Fiscal Impact Report

Energy Development Services

2023-25 Biennium

Cross Reference Number: 33000-200-00-00-00000

Agency Request Budget

Package Number: 203

Position Number	Auth No	Workday Id	Classification	Classification Name	Sal Rng	Pos Type	Mos	Step	Rate	Salary	OPE	Total	Pos Cnt	FTE	
2325002	1422732		UA C0324 A P	PUBLIC SERVICE REPRESENTATIV	20	PF	24	3	3,962	71,316	48,295	119,611	0	0.75	
2325003	1422733		UA C0324 A P	PUBLIC SERVICE REPRESENTATIV	20	PF	24	3	3,962	71,316	48,295	119,611	0	0.75	
2325004	1422734		MMS X7084 A P	BUSINESS OPERATIONS MANAGEI	33X	PP	12	3	7,630	68,670	32,719	101,389	0	0.37	
General Funds											0	0	0		
Lottery Funds											0	0	0		
Other Funds											211,302	129,309	340,611		
Federal Funds											0	0	0		
Total Funds											211,302	129,309	340,611	0	1.87

POS116 - Net Package Fiscal Impact Report

Energy Development Services

2023-25 Biennium

Cross Reference Number: 33000-200-00-00-00000

Agency Request Budget

Package Number: 204

Position Number	Auth No	Workday Id	Classification	Classification Name	Sal Rng	Pos Type	Mos	Step	Rate	Salary	OPE	Total	Pos Cnt	FTE
2325005	1422735		UA C0212 A P	ACCOUNTING TECHNICIAN	19	LF	24	3	3,784	90,816	63,283	154,099	1	1.00
2325006	1422736		UA C0861 A P	PROGRAM ANALYST 2	27	LF	24	3	5,501	132,024	73,986	206,010	1	1.00
2325007	1422737		UA C0862 A P	PROGRAM ANALYST 3	29	LF	24	3	6,046	145,104	77,382	222,486	1	1.00
General Funds										367,944	214,651	582,595		
Lottery Funds										0	0	0		
Other Funds										0	0	0		
Federal Funds										0	0	0		
Total Funds										367,944	214,651	582,595	3	3.00

POS116 - Net Package Fiscal Impact Report

Energy Development Services

2023-25 Biennium

Cross Reference Number: 33000-200-00-00-00000

Agency Request Budget

Package Number: 205

Position Number	Auth No	Workday Id	Classification	Classification Name	Sal Rng	Pos Type	Mos	Step	Rate	Salary	OPE	Total	Pos Cnt	FTE
2325008	1422738		UA C0872 A P	OPERATIONS & POLICY ANALYST 3	30	LP	0	3	6,345	57,105	29,717	86,822	1	0.38
2325010	1422740		UA C0862 A P	PROGRAM ANALYST 3	29	LP	0	3	6,046	54,414	29,019	83,433	1	0.38
2325012	1422742		UA C0861 A P	PROGRAM ANALYST 2	27	LF	18	3	5,501	99,018	55,488	154,506	1	0.75
2325013	1422743		UA C0212 A P	ACCOUNTING TECHNICIAN	19	LP	9	3	3,784	34,056	23,731	57,787	1	0.38
General Funds										0	0	0		
Lottery Funds										0	0	0		
Other Funds										244,593	137,955	382,548		
Federal Funds										0	0	0		
Total Funds										244,593	137,955	382,548	4	1.89

Position Number	Auth No	Workday Id	Classification	Classification Name	Sal Rng	Pos Type	Mos	Step	Rate	Salary	OPE	Total	Pos Cnt	FTE	
2325008	1422738		UA C0872 A P	OPERATIONS & POLICY ANALYST 3	30	LP	21	3	6,345	76,140	39,623	115,763	0	0.50	
2325009	1422739		UA C0861 A P	PROGRAM ANALYST 2	27	LF	24	3	5,501	132,024	73,986	206,010	1	1.00	
2325010	1422740		UA C0862 A P	PROGRAM ANALYST 3	29	LP	21	3	6,046	72,552	38,690	111,242	0	0.50	
2325011	1422741		UA C0436 A P	PROCUREMENT & CONTRACT SPE	23	LP	12	3	4,553	54,636	34,039	88,675	1	0.50	
General Funds											0	0	0		
Lottery Funds											0	0	0		
Other Funds											335,352	186,338	521,690		
Federal Funds											0	0	0		
Total Funds											335,352	186,338	521,690	2	2.50

POS116 - Net Package Fiscal Impact Report

Nuclear Safety & Emergency Response

2023-25 Biennium

Cross Reference Number: 33000-300-00-00-00000

Agency Request Budget

Package Number: 301

Position Number	Auth No	Workday Id	Classification	Classification Name	Sal Rng	Pos Type	Mos	Step	Rate	Salary	OPE	Total	Pos Cnt	FTE
34002	167310	4141	MESN Z7253 A P	Energy Manager 3		PF	0	10	11,802	0	0	0	0	0.00
3037001	167780	51841	UA C8505 A P	NATURAL RESOURCE SPECIALIST	32	PF	0	10	9,752	0	0	0	0	0.00
3037004	1058450	55181	UA C8504 A P	NATURAL RESOURCE SPECIALIST	30	PF	0	8	8,053	0	0	0	0	0.00
General Funds										0	0	0		
Lottery Funds										0	0	0		
Other Funds										0	0	0		
Federal Funds										0	0	0		
Total Funds										0	0	0	0	0.00

Position Number	Auth No	Workday Id	Classification	Classification Name	Sal Rng	Pos Type	Mos	Step	Rate	Salary	OPE	Total	Pos Cnt	FTE
2325014	1422744		UA C1157 A P	UTILITY AND ENERGY ANALYST 3	31	PF	24	3	6,977	167,448	83,186	250,634	1	1.00
2325015	1422745		UA C1156 A P	UTILITY AND ENERGY ANALYST 2	28	PF	24	3	5,768	138,432	75,650	214,082	1	1.00
General Funds										0	0	0		
Lottery Funds										0	0	0		
Other Funds										305,880	158,836	464,716		
Federal Funds										0	0	0		
Total Funds										305,880	158,836	464,716	2	2.00

POS116 - Net Package Fiscal Impact Report

Administrative Services

2023-25 Biennium

Cross Reference Number: 33000-500-00-00-00000

Agency Request Budget

Package Number: 451

Position Number	Auth No	Workday Id	Classification	Classification Name	Sal Rng	Pos Type	Mos	Step	Rate	Salary	OPE	Total	Pos Cnt	FTE	
2325017	1422747		UA C0872 A P	OPERATIONS & POLICY ANALYST	30	PF	24	3	6,345	152,279	79,244	231,523	1	1.00	
										General Funds	50,252	26,151	76,403		
										Lottery Funds	0	0	0		
										Other Funds	51,775	26,943	78,718		
										Federal Funds	50,252	26,151	76,403		
										Total Funds	152,279	79,245	231,524	1	1.00

POS116 - Net Package Fiscal Impact Report

Administrative Services

2023-25 Biennium

Cross Reference Number: 33000-500-00-00-00000

Agency Request Budget

Package Number: 452

Position Number	Auth No	Workday Id	Classification	Classification Name	Sal Rng	Pos Type	Mos	Step	Rate	Salary	OPE	Total	Pos Cnt	FTE	
2325018	1422748		UA C0872 A P	OPERATIONS & POLICY ANALYST	30	PF	24	3	6,345	152,280	79,246	231,526	1	1.00	
										General Funds	152,280	79,246	231,526		
										Lottery Funds	0	0	0		
										Other Funds	0	0	0		
										Federal Funds	0	0	0		
										Total Funds	152,280	79,246	231,526	1	1.00

POS116 - Net Package Fiscal Impact Report

Administrative Services

2023-25 Biennium

Cross Reference Number: 33000-500-00-00-00000

Agency Request Budget

Package Number: 453

Position Number	Auth No	Workday Id	Classification	Classification Name	Sal Rng	Pos Type	Mos	Step	Rate	Salary	OPE	Total	Pos Cnt	FTE
2325019	1422749		UA C0100 A P	STUDENT OFFICE WORKER	7	LF	24	9	2,992	71,808	58,347	130,155	1	1.00
2325020	1422750		UA C0100 A P	STUDENT OFFICE WORKER	7	LF	24	9	2,992	71,808	58,347	130,155	1	1.00
General Funds										143,616	116,694	260,310		
Lottery Funds										0	0	0		
Other Funds										0	0	0		
Federal Funds										0	0	0		
Total Funds										143,616	116,694	260,310	2	2.00