



Energy Efficient Wildfire Rebuilding Incentive Program

Online Application Quick Start Guide

The Oregon Department of Energy is offering rebates for energy efficient rebuilding of residential and commercial structures destroyed during the 2020 wildfires. Rebate amounts range from \$3,000 to \$18,000 or more for qualifying rebuilds – lower-income applicants are eligible for higher incentive amounts. Owners purchasing a replacement manufactured home or installing a high efficiency heat pump may also qualify for a rebate.

Owners building new structures on vacant property that burned are not eligible for incentives – only original owners or buyers replacing original structures are eligible.

Visit <https://www.oregon.gov/energy/Incentives/Pages/EEWR.aspx> for program details.



TABLE OF CONTENTS

PROGRAM AT A GLANCE.....	3
THE THREE PHASES OF THE INCENTIVE PROCESS	4
GETTING STARTED	5
Step 1. Register	5
Step 2. Apply to Reserve Your Incentive	5
<i>Site-built Dwelling: Low- or Moderate-Income Eligibility</i>	7
<i>Low-Income Support</i>	7
<i>Incentive Calculation</i>	8
GET READY TO SUBMIT.....	9
Upload Supporting Documents	9
Submit Your Application	10
ADDITIONAL INFORMATION	11
Site-built Dwelling: Structure Site Information.....	11
Manufactured Home: Rebuilding Stage.....	12
Manufactured Home: New Manufactured Home.....	12
RECEIVE YOUR INCENTIVE.....	14
Step 3. Request Payment of Your Incentive	14

Wildfire Rebuilding Application Quick Start Guide

PROGRAM AT A GLANCE

- Eligibility – Must be an owner rebuilding to current code or better to recover from the wildfires that occurred between August 1 – September 30, 2020.
- Required Documentation – Building Permit from your local Building Department; proof of purchase (for Manufactured Home & Heat Pump)
- Timeline
 - Apply by May 31, 2023
 - Complete Building Inspections by November 30, 2024
 - Allow 4 to 6 weeks for processing
- Incentive Amounts
 - \$3,000 for site-built house, plus \$4,500 if low-income owner
 - Homeowner incentive doubles if built above code
 - \$12,500 for Manufactured Homes & \$5,000 for heat pumps
 - Extra Incentives for Commercial/Public buildings and Multi-family Housing
- For more details contact ODOE’s Wildfire Rebuilding team at 800-221-8035 or Wildfire.Recovery@energy.oregon.gov

For fastest review and reservation of funds, use our online application form:

 <https://odoe.powerappsportals.us/en-US/EEWRI>



All applicants must start at the Permit Phase to reserve an incentive, even if construction is already completed.

Have these things handy to complete your EEWRI application:

- **Building Permit** number, if any
- Name of the **Electric Utility** serving the site
- For *Site-Built Structure* --Name of the **Building Code** on your permit
- For *Manufactured Home* --
 - Energy Efficiency Certification, such as **NEEM 1.1** or better
 - Retailer name and **Sales Invoice**
- For *Heat Pump* – Heating and Cooling efficiency ratings (**HSPF & SEER**)

Wildfire Rebuilding Application Quick Start Guide

THE THREE PHASES OF THE INCENTIVE PROCESS

1. Permit Phase – Building Permit Issued/Purchased Manufactured Home

- Apply to reserve your incentive
- If eligible, ODOE reserves incentive pending proof of construction

2. Construction Phase – Rebuilding in Progress

- When construction is finished, Building Department:
 - issues Certificate of Occupancy, or
 - approves Final Inspection
- If already rebuilt or installed, go to next phase

3. Occupancy Phase – Certificate of Occupancy Issued

- Apply to request payment
- If approved, ODOE issues incentive payment

Wildfire Rebuilding Application Quick Start Guide

GETTING STARTED

Step 1. Register: <https://odoe.powerappsportals.us/en-US/EEWRI>

- Enter your email address
- Create a username and password
- Click the blue *Register* button
- OR, sign in with your Google or Microsoft account

1. First time users should select the register tab ①. Enter your username and password, then click the blue *Register* button.
2. All registered customers should use the *Sign In* tab ②. Enter your username and password, then click the blue *Sign in* button.

The screenshot shows the EEWRI registration portal. At the top, there is a navigation bar with links: Submit a Comment, Financial/Incentive, Received Comments/Data, Ask Energy, Other, and Sign in. Below this, there are three tabs: Sign in (marked with a circled 2), Register (marked with a circled 1), and Redeem invitation. The Register tab is active. The main content area has a heading "Register for a new portal account" and a sub-heading "Register using an external account" which is circled in red. Below this, there are four input fields: Email (Example@jvjvjvjmail.com), Username (Current Property Owner), Password (masked with dots), and Confirm password (masked with dots). There are two blue buttons: "Google" and "Microsoft", which are also circled in red. Below these buttons is a red arrow pointing up and the text "Sign in Options". At the bottom of the form is a blue "Register" button. The footer contains a language selection dropdown, "Powered by Google Translate", and "Copyright © 2022. All rights reserved."

Step 2. Apply to Reserve Your Incentive

- Answer all required questions
- Questions marked with "*" are required
- Click the *Submit* button at the end of the application

You must submit an application to begin the reservation process.

Sign in to the EEWRI application portal at <https://odoe.powerappsportals.us/en-US/EEWRI/>

Wildfire Rebuilding Application Quick Start Guide

Select "I am applying for an Energy Efficiency Wildfire Rebuilding Incentive"

This creates a draft reservation request for your incentive. To be considered for approval, your application must be completed and submitted to ODOE.

How can we help you?

I am applying for an Energy Efficiency Wildfire Rebuilding Incentive ▾

Learn More

I am applying for an Energy Efficiency Wildfire Rebuilding Incentive

I would like to amend an existing application

I completed my project and would like to get my incentive

I would like to withdraw my application



When starting a new application, you will first be asked what type of structure you are rebuilding. How you answer the first question affects the rest of the application. Available questions will change depending on your answer.

The application will ask a series of questions on different pages. The name of the active page is highlighted in blue at the bottom of the application window.

Your progress is saved automatically when you click the blue *Next* button. If you sign out before submitting the application, you will be returned to the last completed page when you sign back in.

Different information is needed for each type of structure. For example:

- If you are rebuilding a site-built dwelling, you can also apply for additional incentives:
 - As a Low-Income Owner, and/or
 - for an Accessory Dwelling.
 - You won't be asked about manufactured home, or heat pump details.

ODOE

Home > Wildfire Recovery Rebuilding Program > Wildfire Application

Wildfire Application

Note that * denotes Required Fields.

Structure Type

What are you rebuilding? *

Site-built home ▾

Need support?

Contact Wildfire.Recovery@energy.oregon.gov or 1-800-221-8035 for assistance in completing your application. If you prefer another language, scroll down to the bottom left of the page to change the application language.

Next

Structure Type Eligibility Rebuilding Survivor Structure Site Information

Low- and Moderate-Income Support Incentives Incentives - accessory dwelling

Declarations or Terms and Conditions Review & Submit

- If you apply for a manufactured home incentive, then you will see questions including the option to apply for an additional incentive for a heat pump.

Wildfire Rebuilding Application Quick Start Guide

Site-built Dwelling: Low- or Moderate-Income Eligibility

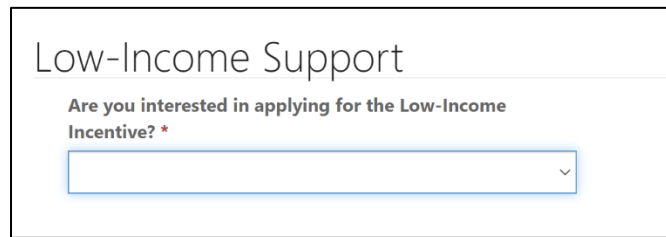
Additional incentives are available for low- or moderate-income residential structure owners. See qualifying Income Guidelines at <https://www.oregon.gov/energy/Incentives/Documents/LMI-Qualifications.pdf>

The owner must provide proof of eligibility from one of the sources listed below.

NOTE: Low-income incentive not available for Manufactured Home buyers.

Low-Income Support

1. Select Yes if you are applying for the Low-Income Incentive.



The screenshot shows a form titled "Low-Income Support". Below the title is the question "Are you interested in applying for the Low-Income Incentive? *". There is a dropdown menu below the question with a downward arrow on the right side.

2. Check ONE box to show how you are eligible for the low-income incentive. Proof of eligibility must be provided for ONE of the following programs or from a tax transcript:
 - a. Owner was eligible within last three years for:
 - i. Low Income Home Energy Assistance Program (LIHEAP);
 - ii. Oregon Energy Assistance Program (OEAP); or
 - iii. Low Income Weatherization Assistance Program (LIWAP)
 - b. Owner was eligible within last seven months for:
 - i. Supplemental Nutrition Assistance Program (SNAP);
 - ii. Oregon Health Plan (OHP) (Medicaid); or
 - iii. Children's Health Insurance Program (CHIP)
 - c. Owner's household income is less than or equal to 100 percent of state median income adjusted for household size
 - i. Requires either an Oregon Department of Revenue tax transcript or U.S. Internal Revenue Service tax transcript for each tax filer residing at the household
 - ii. Transcript must be for:
 1. The most recent tax filing year immediately preceding the current year, or
 2. The year prior if the tax return for the most recent tax filing year has not yet been filed.

Upload proof of eligibility for the program you selected or a copy of your most recent tax transcripts. Contact the IRS at <https://www.irs.gov/individuals/get-transcript> or DOR at (800)356-4222 for a transcript. Please do not send your tax return.



Please DO NOT upload copies of your tax return, W2, paycheck stub, or other wage statements.

Wildfire Rebuilding Application Quick Start Guide

Incentive Calculation

1. Your total incentive amount will be automatically calculated based on your answers. You will be asked if you agree or disagree with the total.

Incentives

Based upon your choices of energy standard and low-income eligibility you are eligible for the following incentive

Structure altered, restored, or replaced to code and low-income incentive requested: \$7,500

Is this correct? *

No

What incentives are you applying for? *

Structure altered, restored, or replaced to code: \$3,000

Structure altered, restored, or replaced to an above code building standard: \$6,000

Structure altered, restored, or replaced to code and low-income incentive requested: \$7,500.

Structure altered, restored, or replaced to an above code building standard and low-income incentive requested: \$15,000

Need Cont the bottom left of the page to change the application language.

2. If you disagree with the calculated incentive total, you may:
 - a. Revise your answers to the application questions on the previous pages. Doing so will cause the incentive amount to be recalculated; or
 - b. Select a different incentive amount from the dropdown list

Wildfire Rebuilding Application Quick Start Guide

GET READY TO SUBMIT

Upload Supporting Documents

Upload your supporting documents before you submit your application. Documents required for a complete application include:

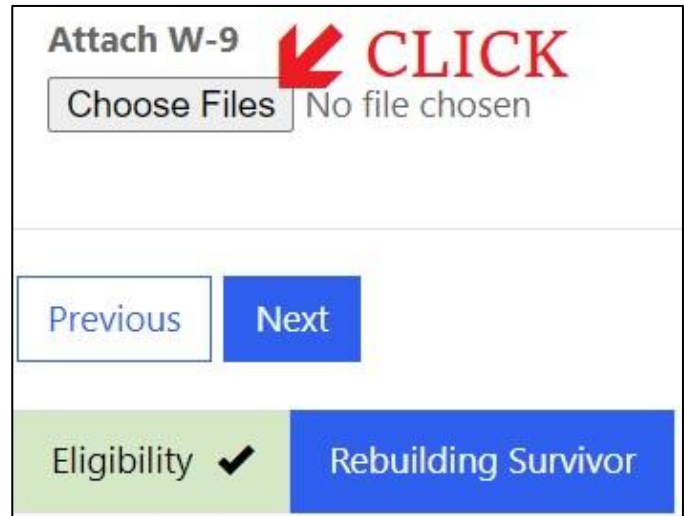
- Manufactured Home
 - Sales agreement
 - NEEM certificate
- Site-built dwelling
 - Building permit
 - Proof of income (if applying for low-income incentive)

These documents are required before incentive payment is issued:

- Certificate of Occupancy
- W-9 Form

As you complete your application as you prepare your application, you will have several opportunities to upload supporting documents.

1. On the rebuilding survivor page there is a reminder to attach your W-9 form. Click "Choose Files" to upload your W-9 Form.
2. If you are filing for the additional low- or moderate-income incentive, on the *Low- And Moderate-Income Support* page there is also a file upload button. Click "Choose Files" to upload your tax transcripts or other proof of eligibility.
3. At the end of the application, there's also an opportunity to upload files.



If you have reached the end of the application and not yet uploaded your documents, do it now.

On the *Review & Submit* page, click *Choose Files* to upload your documents. To attach multiple files, select them all at once.



Wildfire Rebuilding Application Quick Start Guide

Submit Your Application



Before you submit your application, take a moment to double check your answers.

- Click previous to review your answers on each page.
- When finished return to the review and submit page and click submit.

Wildfire Application

Ready to submit?

You may review or modify your application by using the **'Previous'** button to return to prior pages.

Once you are satisfied with your application, please click on the **'Submit'** button at the bottom of this page.

If you have questions or run into technical issues with the form, please reach out: Wildfire.Recovery@energy.oregon.gov.

Following is a list of all previously submitted files. Please review and add any additional documentation using the option below.

Previously submitted files

No Documents have been Attached

Attach any additional files or documentation if attaching multiple files, you must select them all at once (Maximum file size 64 MB)

No file chosen

Structure Type ✓	Eligibility ✓	Rebuilding Survivor ✓	Structure Site Information ✓	Low- and Moderate-Income Support ✓	Incentives ✓
Incentives - accessory dwelling ✓	Declarations or Terms and Conditions ✓	<input type="button" value="Review & Submit"/>			

You will receive notification by email that ODOE has received your application for processing.

Email us at Wildfire.Recovery@energy.oregon.gov if you have any questions.

Wildfire Rebuilding Application Quick Start Guide

ADDITIONAL INFORMATION

Site-built Dwelling: Structure Site Information

Incentives are available only for structures incorporating energy efficiency improvements. It is vital that the following energy code questions are answered accurately.

1. Select which building code or energy efficiency standard to which you are building.



"Current building code" is based on the application date of your building permit:

- **Before April 1, 2021: 2017 Oregon Residential Specialty Code**
- **Between April 1, 2021, and September 30, 2021: either the 2017 or 2021 Oregon Residential Specialty Code**
- **After September 30, 2021: 2021 Oregon Residential Specialty Code**

Structure Site Information

Homes destroyed in the September 2020 Wildfires are eligible for energy efficiency incentives by building to current residential and commercial building code. There are additional incentives for building more energy efficiently than current building code by participating in a utility energy efficiency program or building to the [Residential Reach Code](#).

Please select the highest energy efficiency standard you are building to: *

Rebuilding structure to current building code

Rebuilding to an above energy code standard

2. If you answered that you are *Rebuilding to an **above** energy code standard*, then additional questions will appear. Select one of these options *only if* the dwelling meets the 2021 Oregon Residential Reach Code or is participating in a utility new homes energy efficiency program. Choose the option that best describes the energy efficiency standard of the reconstructed structure.

Which above energy code standard or program are you rebuilding to or participating in? *

2021 Oregon Residential Reach Code (ORRC)

Energy Trust of Oregon's Energy Performance Score Program

Bonneville Power Administration's Single Family New Construction Performance Path

Consumer-Owned Utility energy efficiency new homes program verifying homes are 10 percent more energy efficient on a site energy consumption basis

CAUTION:

The 2021 Oregon Residential Reach Code is not the same as the 2021 Oregon Residential Specialty Code. Do not select 2021 Oregon Residential Reach Code unless it is the code identified on your building permit.

Wildfire Rebuilding Application Quick Start Guide

Manufactured Home: Rebuilding Stage

An owner replacing a destroyed or damaged manufactured home or replacing a site-built residential dwelling with a manufactured home is eligible for an incentive of \$12,500 at the time of purchase of the new energy efficient manufactured home.

Select the stage that best describes where you are in the rebuilding process.

Rebuilding Stage

What stage in the rebuilding process are you in? *

- New home sited and occupied
- Home ordered
- Selecting a replacement home
- Researching and Planning for the home buying process



The total sale price of your new manufactured home and a copy of the Sales Agreement are required for a complete application. You may not be able to complete the application if you are:

- **Selecting a replacement home**
- **Researching and planning for the home buying process**

Manufactured Home: New Manufactured Home

Incentives are available only for Manufactured Homes with proven energy efficiency. Proof of energy efficiency can be any one of the following:

- NEEM Certification (<https://www.neemhomes.com/efficiency-certified>)
- Participation in Energy Trust of Oregon's Manufactured Home Replacement Program (<https://www.energytrust.org/about/explore-energy-trust/rebuilding-from-wildfires/>)
- Participation in Bonneville Power Administration Manufactured Home Replacement Program (<https://www.bpa.gov/energy-and-services/efficiency/residential/new-construction>)
- Participation in a new manufactured home program from your local utility (contact your local utility)

New Manufactured Home

Owners whose structures were destroyed in the September 2020 Wildfires are eligible for an energy efficiency incentive of \$12,500 if they are purchasing or have purchased a new energy efficient manufactured dwelling. Are you replacing your destroyed home with a NEEM 1.1 or better energy efficient manufactured home? *

If you are replacing your dwelling with a NEEM 1.1 or better, energy efficient manufactured home, choose Yes.

Wildfire Rebuilding Application Quick Start Guide

If you are participating in a qualified manufactured dwelling replacement program, select it from the list.

Are you participating in an energy efficient manufactured dwelling replacement program?
If so which one:

- Oregon Housing and Community Services Manufactured Home Replacement Loan Program
- Energy Trust of Oregon Manufactured Home Replacement Program
- Bonneville Power Administration's Manufactured Home Replacement Program
- Oregon Consumer Owned Utility new manufactured home program

Wildfire Rebuilding Application Quick Start Guide

RECEIVE YOUR INCENTIVE

Step 3. Request Payment of Your Incentive

1. When your project is complete, log in to your account at <https://odoe.powerappsportals.us/en-US/EEWRI> to claim your incentive.
2. Select the option, "I completed my project"

How can we help you?

Learn More


I am applying for an Energy Efficient Wildfire Rebuilding Incentive

I would like to amend an existing application

I completed my project and would like to get my incentive

I would like to check the status of my application(s)

I would like to withdraw my application




3. Click on the down arrow to open the Project Completion Document.

Home > Wildfire Recovery Rebuilding Program > **Wildfire Application - completion**

Wildfire Application - completion

Reservation Number ↑	Rebuilding Type	Incentive Requested	Application Status
WF-0043	Site-built home	\$6,000.00	Application Submitted

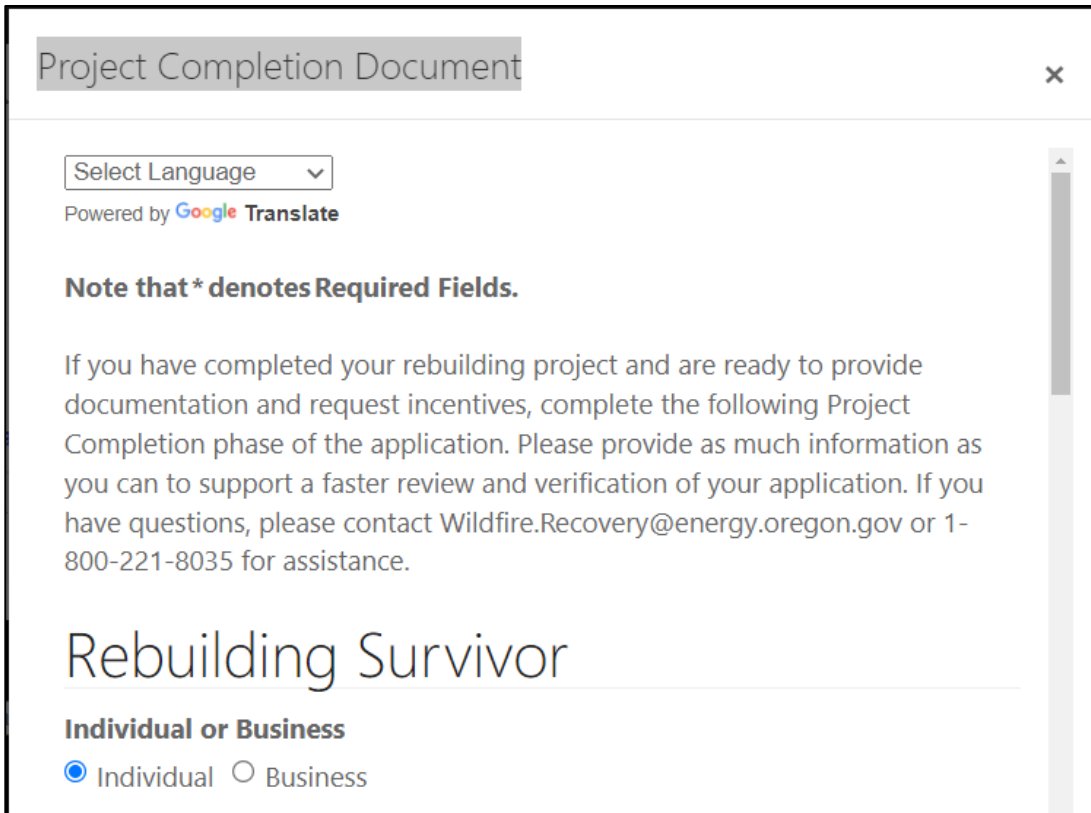


4. The Project Completion Document contains information from your original application. Update or revise as needed and answer all new questions about the completion of your project.



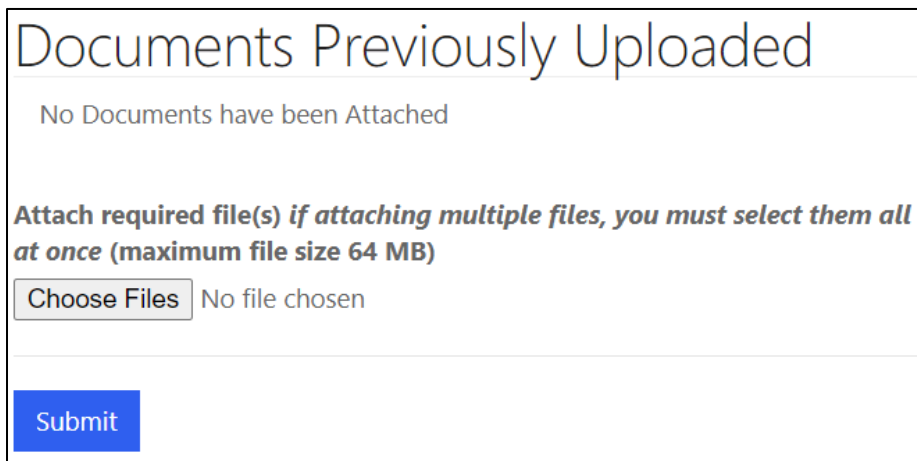
The Project Completion notice includes responses from your original application. Revise as needed so all of your project information is up to date.

Wildfire Rebuilding Application Quick Start Guide



The screenshot shows a web form titled "Project Completion Document" with a close button (X) in the top right corner. Below the title is a "Select Language" dropdown menu and the text "Powered by Google Translate". A bolded note states: "Note that * denotes Required Fields." The main text explains that users who have completed their rebuilding project and are ready to provide documentation and request incentives should complete this phase. It provides contact information: Wildfire.Recovery@energy.oregon.gov or 1-800-221-8035. Below this is a section titled "Rebuilding Survivor" with two radio button options: "Individual" (selected) and "Business".

5. Answer all of the new questions to describe how construction/repairs of the replacement structure were completed.
6. Attach (upload) required documentation. These documents are required before incentive payment can be issued:
 - a. W-9 Form (disregard if you have previously uploaded a signed W-9 Form)
 - b. Certificate of Occupancy



The screenshot shows a section titled "Documents Previously Uploaded". Below the title, it states "No Documents have been Attached". A bolded instruction reads: "Attach required file(s) if attaching multiple files, you must select them all at once (maximum file size 64 MB)". Below this is a file upload area with a "Choose Files" button and the text "No file chosen". At the bottom of the section is a blue "Submit" button.

7. Missing documents will delay or prevent payment of your incentive. Please upload all documents that are required for your completion notice.
8. ODOE will process your final application and rebate payment.

Wildfire Rebuilding Application Quick Start Guide

FOR MORE INFORMATION

Oregon Department of Energy

550 NE Capitol Street NE

Salem, OR 97301

503-378-4040 | 800-221-8035

Wildfire.Recovery@energy.oregon.gov

