

LINKS TO OREGON BENCHMARKS

Agency Name: Board of Parole and Post-Prison Supervision	
Contact Person: Aaron East – Executive Director	Phone: 503-945-0919
Alternate Contact: Michael R. Washington – Chair	Phone: 503-945-0904

Related Oregon Benchmarks (OBMs) or High-Level Outcomes (HLOs):
 #64 Adult Recidivism – Percentage of paroled offenders convicted of a new felony within three years of initial release.

Mission
 To work in partnership with the Department of Corrections and local supervisory authorities to protect the public and reduce the risk of repeat criminal behavior through incarceration and community supervision decisions based on applicable laws, victims’ interests, public safety and recognized principles of offender behavior change.

Agency Goal	OBM # HLO #	Key Performance Measure	PM #	PM Since	New or Mod.?	2000 Value	2005 Target	Lead Division or Unit (Optional)
Protect the Public	#64	Percentage of Matrix Inmates (applies to offenders whose crime(s) were committed before November 1, 1989), Dangerous Offenders (sentenced by the court as a dangerous offender pursuant to ORS 161.725 and ORS 161.735), and Aggravated Murderers convicted of a new felony within three years of initial release. (Subset of OBM #64)	25500-01	July 2002	New	12.4%	10.5%	
Protect the Public	#64	Percentage of offenders being released from prison where the Board’s order of supervision has been received by the community corrections office on or before the offender’s release date from prison.	25500-02	Jan. 2001	Mod.	Do not have data for the year 2000	97%	

Agency Goal	OBM # HLO #	Key Performance Measure	PM#	PM Since	New or Mod.?	2000 Value	2005 Target	Lead Division or Unit (Optional)
Value Victims Interests	#64	Percentage of active registered victims for which the Board has an accurate point of contact for notification of hearings and of an offender's release.	25500-03	July 2002	New	Do not have data for the year 2000	92.5%	
Protect the Public	#64	Percentage of warrants received by the Board in which the warrant is issued within 5 days.	25500-04	July 2002	New	Do not have data for the year 2000	85%	
Reduce the Risk of Repeat Criminal Behavior	#64	Percentage of revocations for offenders who violate their conditions of parole or post-prison supervision.	25500-05	July 2002	New	Do not have data for the year 2000	23%	
Reduce the Risk of Repeat Criminal Behavior	#64	Percentage of expiration (of post-prison supervision or parole) orders that have been completed and mailed within 5 days of an offenders discharge from parole or post-prison supervision.	25500-06	July 2002	New	Do not have data for the year 2000	83.5%	
Ensure Legal Integrity	#64	Percentage of administrative review responses completed and mailed within 60 days of receipt of an inmate/offenders administrative review request.	25500-07	July 2001	Mod.	Do not have data for the year 2000	75%	

PERFORMANCE MEASURE DATA SUMMARY

Agency Name: Board of Parole and Post-Prison Supervision	
Contact Person: Aaron East, Executive Director	Phone: 503-945-0919
Alternate Contact: Michael R. Washington, Chair	Phone: 503-945-8978

Performance Measure Definition (numbered as shown below)	Data					Targets					
	1998	1999	2000	2001	2002	2000	2001	2002	2003	2004	2005
25500 –01 Percentage of Matrix Inmates (applies to offenders whose crime(s) were committed before November 1, 1989), Dangerous Offenders (sentenced by the court as a dangerous offender pursuant to ORS 161.725 and ORS 161.735), and Aggravated Murderers convicted of a new felony within three years of initial release. (Subset of OBM #64)	Performance Measure since July 2002, data tracked since Jan-June 2000.	Performance Measure since July 2002, data tracked since Jan-June 2000.	12.4%	10.6%	11.5%	Performance Measure since July 2002, target not established until January 2003.	Performance Measure since July 2002, target not established until January 2003.	Performance Measure since July 2002, target not established until January 2003.	11.25%	11%	10.5%
25500 –02 Percentage of offenders being released from prison where the Board’s order of supervision has been received by the community corrections office on or before the offender’s release date from prison.	Performance Measure since January 2001, data tracked since Jan 2001.	Performance Measure since January 2001, data tracked since Jan 2001	Performance Measure since January 2001, data tracked since Jan 2001	92.5%	95.3%	Performance Measure since January 2001, target not established until January 2003.	Performance Measure since January 2001 target not established until January 2003.	Performance Measure since January 2001 target not established until January 2003.	95.6%	96%	97%
25500 –03 Percentage of active registered victims for which the Board has an accurate point of contact for notification of hearings and of an offender’s release.	Performance Measure since July 2002, data tracked since July 2002.	Performance Measure since July 2002, data tracked since July 2002.	Performance Measure since July 2002, data tracked since July 2002.	Performance Measure since July 2002, data tracked since July 2002.	91.9%	Performance Measure since July 2002, target not established until January 2003.	Performance Measure since July 2002, target not established until January 2003.	Performance Measure since July 2002, target not established until January 2003.	92%	92.2%	92.5%

Performance Measure Definition (numbered as shown below)	Data					Targets					
	1998	1999	2000	2001	2002	2000	2001	2002	2003	2004	2005
25500 –04 Percentage of warrants received by the Board in which the warrant is issued within 5 days.	Performance Measure since July 2002, data tracked since July 2002.- June 2000.	Performance Measure since July 2002, data tracked since July 2002.- June 2000.	Performance Measure since July 2002, data tracked since July 2002.- June 2000.	Performance Measure since July 2002, data tracked since July 2002.- June 2000.	81.7%	Performance Measure since July 2002, target not established until January 2003.	Performance Measure since July 2002, target not established until January 2003.	Performance Measure since July 2002, target not established until January 2003.	82%	83%	85%
25500 –05 Percentage of revocations for offenders who violate their conditions of parole or post-prison supervision.	Performance Measure since July 2001, data tacked since July 2001.	Performance Measure since July 2001, data tacked since July 2001.	Performance Measure since July 2001, data tacked since July 2001.	21.6%	24.3%	Performance Measure since July 2002, target not established until January 2003.	Performance Measure since July 2002, target not established until January 2003.	Performance Measure since July 2002, target not established until January 2003.	23.9%	23.5%	23%
25500 –06 Percentage of expiration (of post-prison supervision or parole) orders that have been completed and mailed within 5 days of an offenders discharge from parole or post-prison supervision.	Performance Measure since July 2002, data tracked since July 2002.	Performance Measure since July 2002, data tracked since July 2002.	Performance Measure since July 2002, data tracked since July 2002.	Performance Measure since July 2002, data tracked since July 2002.	74.7%	Performance Measure since July 2002, target not established until January 2003.	Performance Measure since July 2002, target not established until January 2003.	Performance Measure since July 2002, target not established until January 2003.	77.1%	79.5%	83.5%
25500 –07 Percentage of administrative review responses completed and mailed within 60 days of receipt of an inmate/offenders administrative review request.	Performance Measure since July 2002, data tracked since July 2001.	Performance Measure since July 2002, data tracked since July 2001.	Performance Measure since July 2002, data tracked since July 2001.	77.0%	69.1%	Performance Measure since July 2001, target not established until January 2003.	Performance Measure since July 2001, target not established until January 2003.	Performance Measure since July 2001, target not established until January 2003.	70%	72%	75%

DATA SOURCES – PAROLE AND POST-PRISON SUPERVISION, OREGON BOARD OF

<u>Performance Measure Number</u>	<u>Data Source</u>
25500-01	Monthly Workload Statistics Department of Corrections Research and Evaluation Unit
25500-02	Monthly Workload Statistics Parole Board Management Information System
25500-03	Monthly Workload Statistics Parole Board Management Information System
25500-04	Monthly Workload Statistics Parole Board Management Information System
25500-05	Monthly Workload Statistics
25500-06	Monthly Workload Statistics Parole Board Management Information System
25500-07	Monthly Workload Statistics Parole Board Management Information System

Performance Measures Review

FINAL

Agency: Parole and Post-Prison Supervision, Board of

Date: 12/16/02

Reviewer: Paul Siebert

Approved: Jeff Tryens

Mission: To work in partnership with the Department of Corrections and local supervisory authorities to protect the public and reduce the risk of repeat criminal behavior through incarceration and community supervision decisions based on applicable laws, victims' interests, public safety and recognized principles of offender behavioral change.

Summary

The agency has seven performance measures linked to four goals and one Oregon Benchmark. There is a good mix of measures that cover the responsibilities of the agency. The measures meet the criteria as set out in the guidelines.

Comments and recommendations specific to criteria

1. Gauge progress towards goals and pertinent benchmarks

Measures tie directly to the mission and goals of the agency and are linked to an appropriate Oregon Benchmark.

2. A few key measures

About the right number of measures that cover all aspects of agency operations. The agency responded to an earlier review by rewording measures to make them more easily understandable to lay persons.

3. Conforms to standard concepts and definitions

Measures follow standard definitions. The agency did a good job of making traditional output measures more outcome oriented by adding performance targets (i.e. Percentage of warrants issued within five days of request).

4. Targets

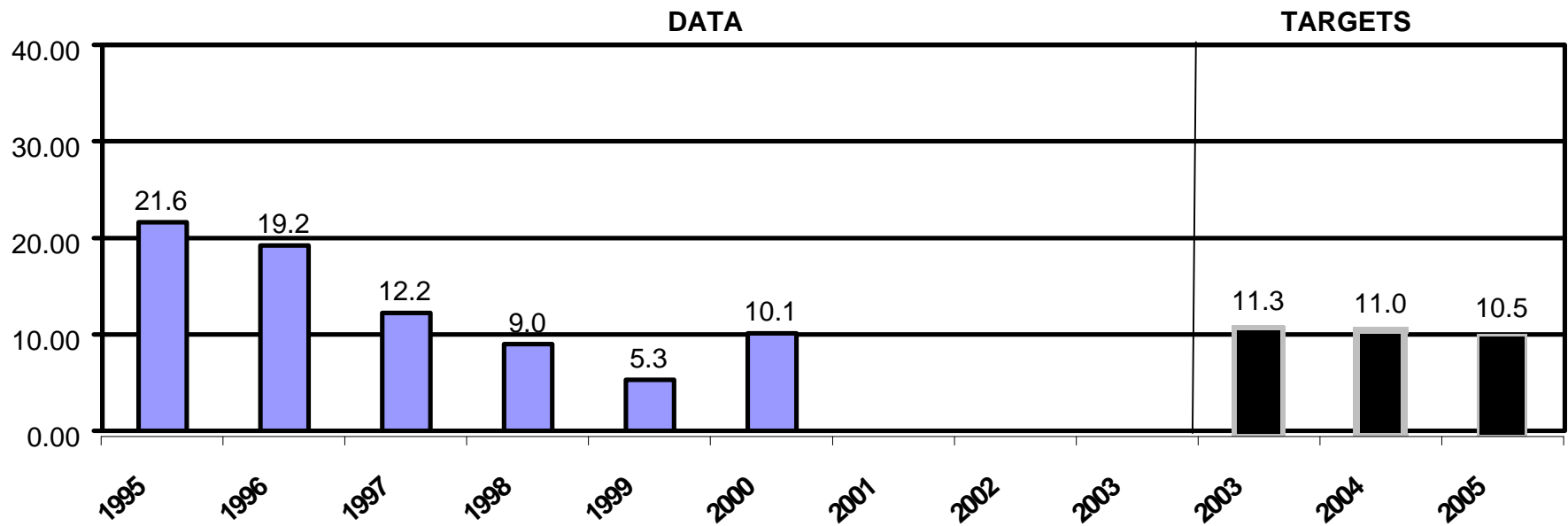
No targets were included.

5. Accurate and reliable data

All data sources seem reliable and verifiable

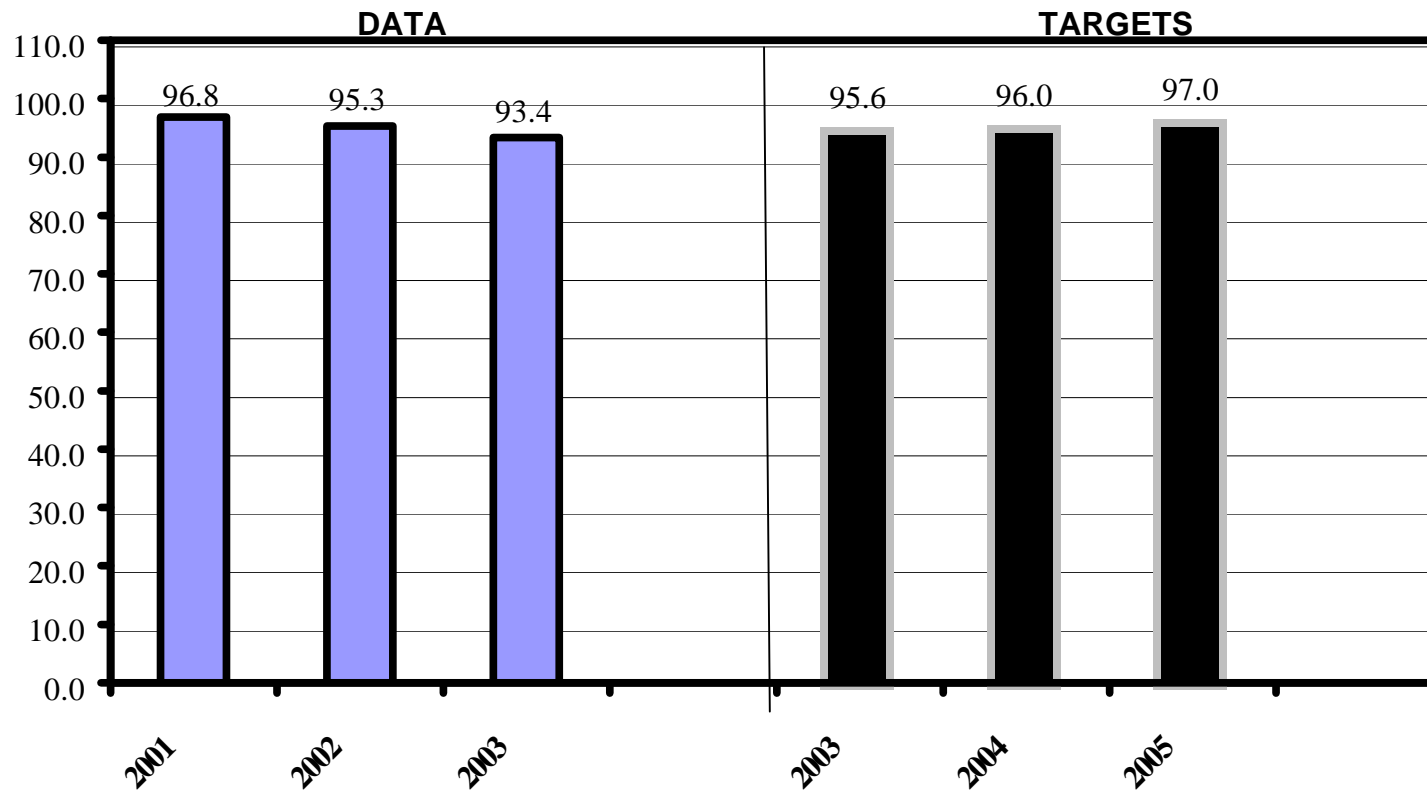
Performance Measure # 25500-01

Percent of Matrix Inmates (applies to offenders who crime(s) were committed before November 1, 1989), Dangerous Offenders (sentences by the court as a dangerous offender pursuant to ORS 161.725 and ORS 161.735), and Aggravated Murderers convicted of a new felony within three years of initial release.



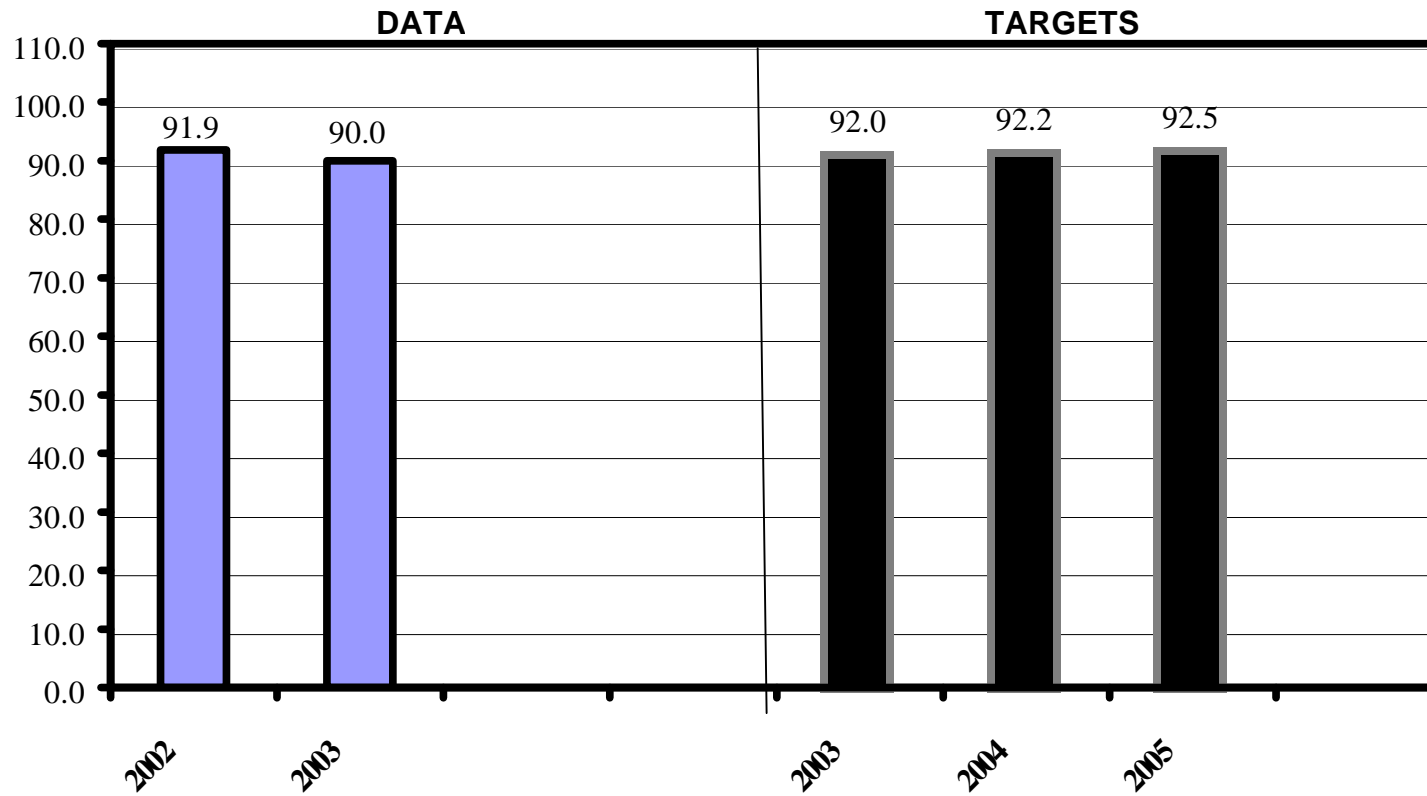
Performance Measure # 25500-02

Percent of offenders being released from prison where the Board's Order of Supervision has been received by the Community Corrections office on or before the offender's release date from prison.



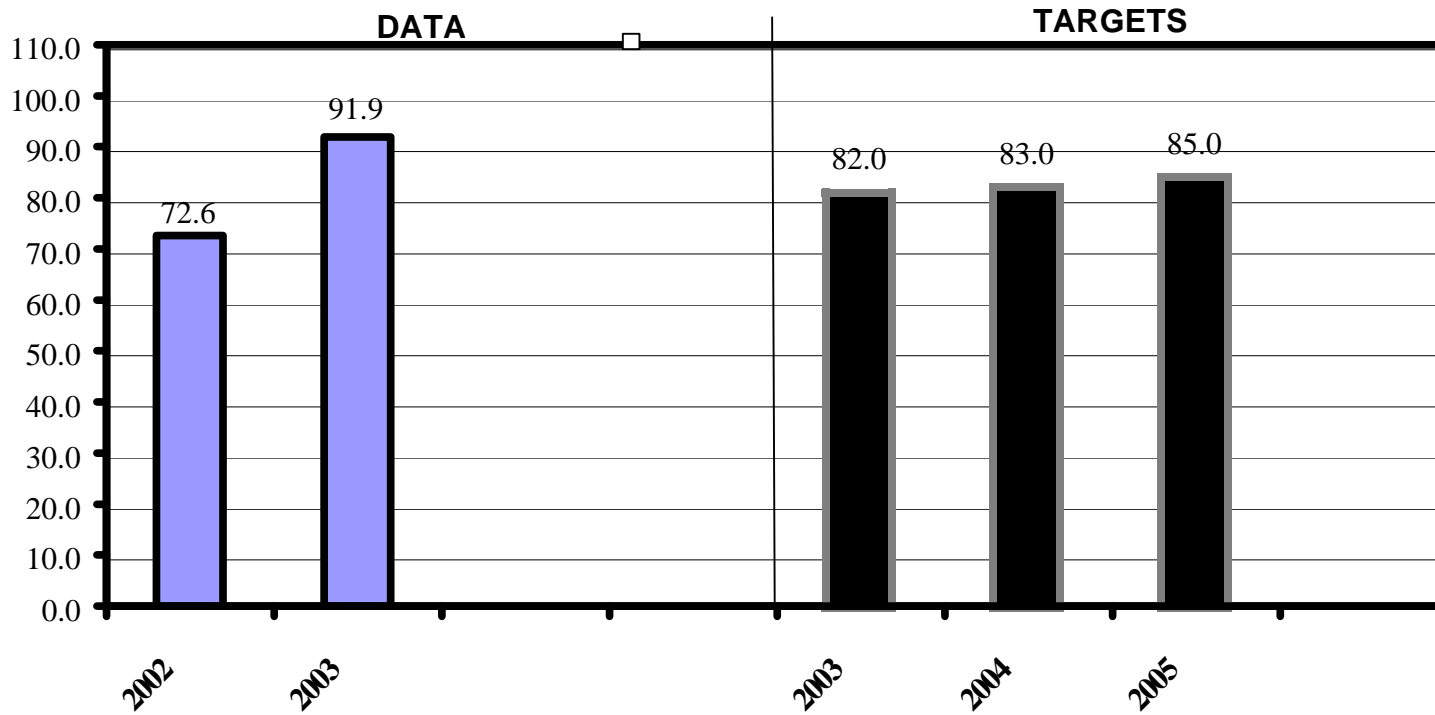
Performance Measure # 25500-03

Percent of active registered victims for which the Board has an accurate point of contact for notification of hearings and of an offenders release.



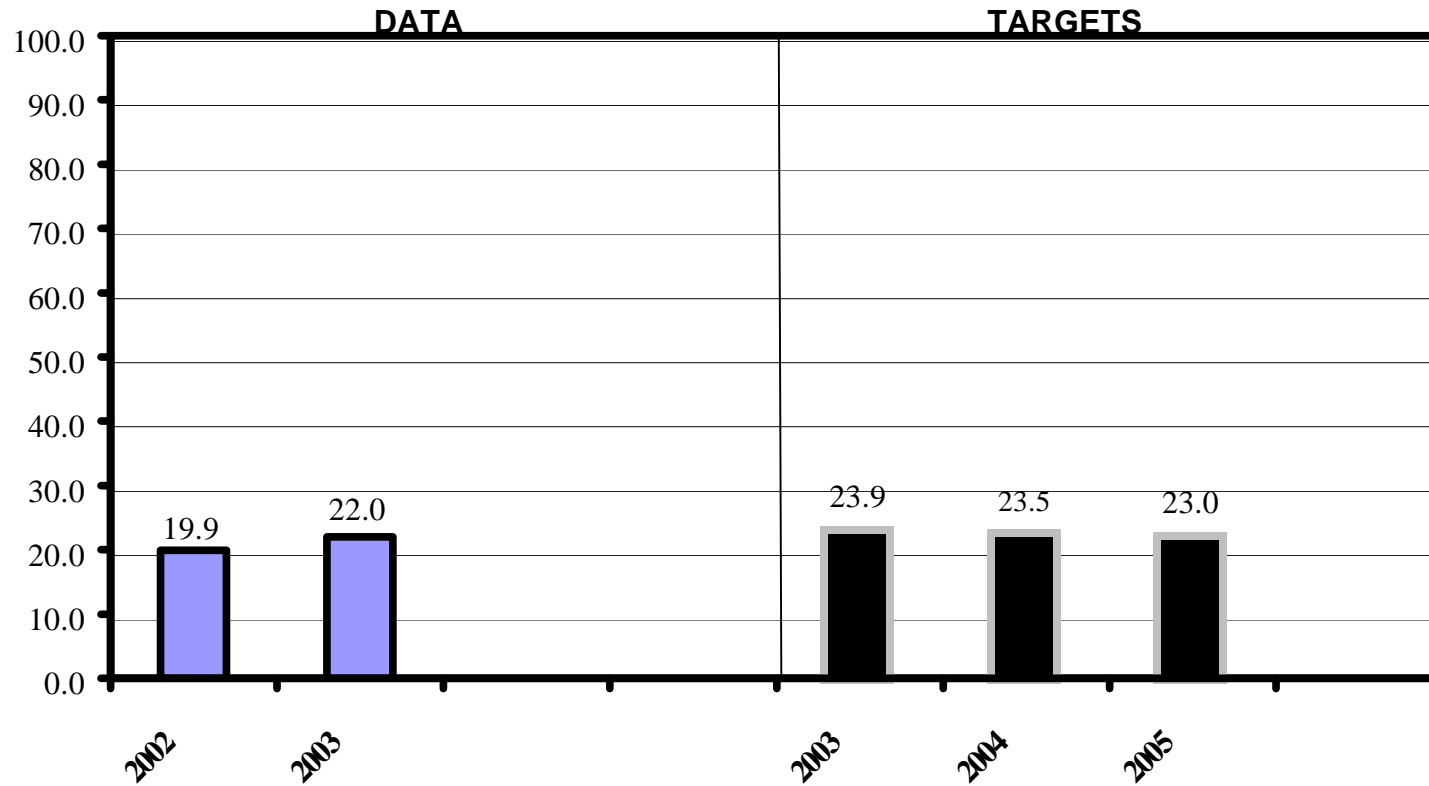
Performance Measure # 25500-04

Percent of warrants received by the Board in which the warrant is issued within 5 days.



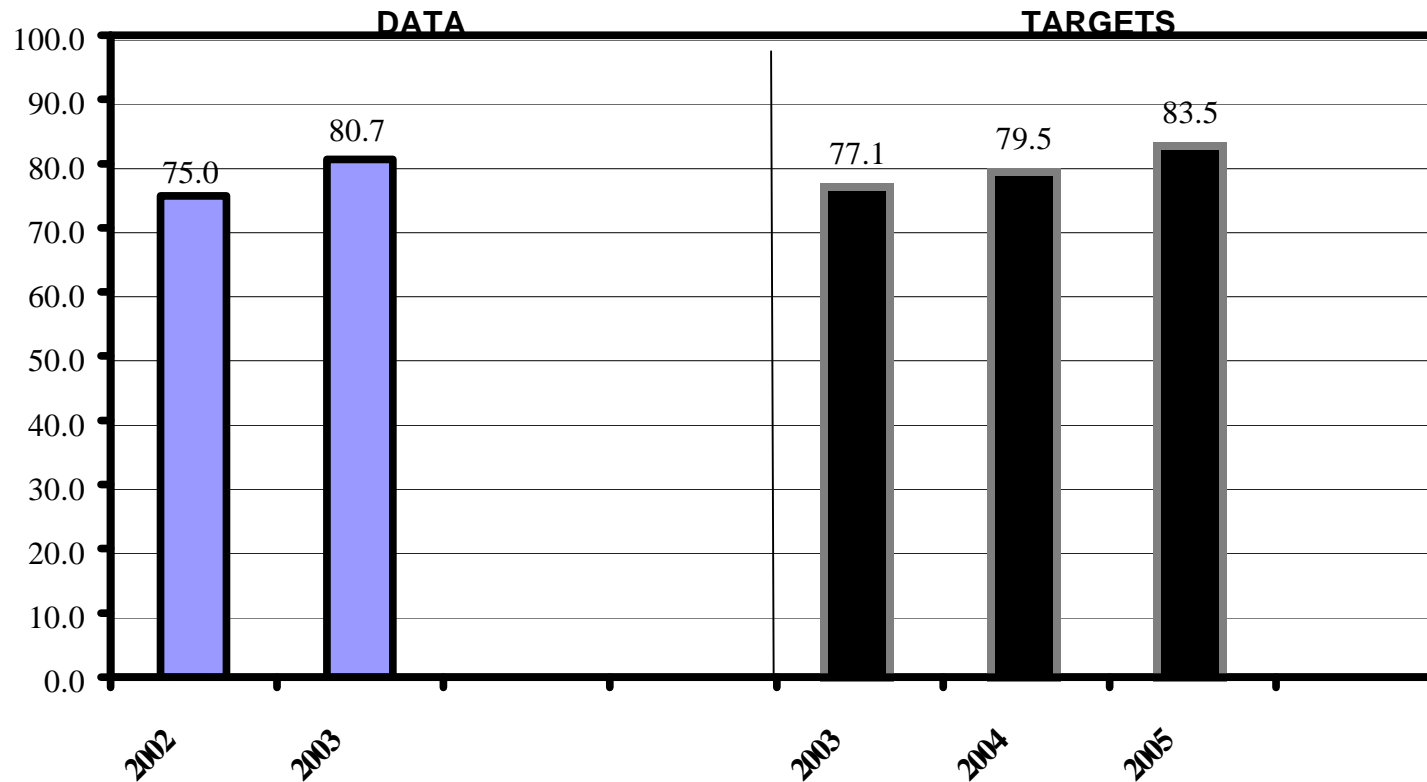
Performance Measure # 25500-05

Percent of revocations for offenders who violate their conditions of parole or post-prison supervision.



Performance Measure # 25500-06

Number of expiration (of post-prison supervision or parole) orders that have been completed and mailed within 5 days of an offender's discharge from parole or post-prison supervision.



Performance Measure # 25500-07

Percent of administrative review responses completed and mailed within 60 days of an inmate/offender's administrative review request.

