

## Incident Command System (ICS)

ICS was developed in the 1970s following a series of catastrophic fires in California's urban interface. Property damage ran into the millions, and many people died or were injured. The personnel assigned to determine the causes of these outcomes studied the case histories and discovered that response problems could rarely be attributed to lack of resources or failure of tactics. Surprisingly, studies found that response problems were far more likely to result from inadequate management than from any other single reason.

The Incident Command System:

- Is a standardized management tool for meeting the demands of small or large emergency or nonemergency situations.
- Represents "best practices" and has become the standard for emergency management across the country.
- May be used for planned events, natural disasters, and acts of terrorism.
- Is a key feature of the National Incident Management System (NIMS).

The ICS is a management system designed to enable effective and efficient domestic incident management by integrating a combination of facilities, equipment, personnel, procedures, and communications operating within a common organizational structure, designed to enable effective and efficient domestic incident management. A basic premise of ICS is that it is widely applicable. It is used to organize both near-term and long-term field-level operations for a broad spectrum of emergencies, from small to complex incidents, both natural and manmade. ICS is used by all levels of government—Federal, State, local, and tribal—as well as by many private-sector and nongovernmental organizations. ICS is also applicable across disciplines. It is normally structured to facilitate activities in five major functional areas: command, operations, planning, logistics, and finance and administration.

## Incident Complexity

---

"Incident complexity" is the combination of involved factors that affect the probability of control of an incident. Many factors determine the complexity of an incident, including, but not limited to, area involved, threat to life and property, political sensitivity, organizational complexity, jurisdictional boundaries, values at risk, weather, strategy and tactics, and agency policy.

Incident complexity is considered when making incident management level, staffing, and safety decisions.

Various analysis tools have been developed to assist consideration of important factors involved in incident complexity. Listed below are the factors that may be considered in analyzing incident complexity:

- Impacts to life, property, and the economy
- Community and responder safety
- Potential hazardous materials
- Weather and other environmental influences
- Likelihood of cascading events
- Potential crime scene (including terrorism)
- Political sensitivity, external influences, and media relations
- Area involved, jurisdictional boundaries
- Availability of resources

## ICS Review Materials: ICS History and Features

### ICS Features

---

The 14 essential ICS features are listed below:

#### Standardization:

- **Common Terminology:** Using common terminology helps to define organizational functions, incident facilities, resource descriptions, and position titles.

#### Command:

- **Establishment and Transfer of Command:** The command function must be clearly established from the beginning of an incident. When command is transferred, the process must include a briefing that captures all essential information for continuing safe and effective operations.
- **Chain of Command and Unity of Command:** Chain of command refers to the orderly line of authority within the ranks of the incident management organization. Unity of command means that every individual has a designated supervisor to whom he or she reports at the scene of the incident. These principles clarify reporting relationships and eliminate the confusion caused by multiple, conflicting directives. Incident managers at all levels must be able to control the actions of all personnel under their supervision.
- **Unified Command:** In incidents involving multiple jurisdictions, a single jurisdiction with multiagency involvement, or multiple jurisdictions with multiagency involvement, Unified Command allows agencies with different legal, geographic, and functional authorities and responsibilities to work together effectively without affecting individual agency authority, responsibility, or accountability.

#### Planning/Organizational Structure:

- **Management by Objectives:** Includes establishing overarching objectives; developing strategies based on incident objectives; developing and issuing assignments, plans, procedures, and protocols; establishing specific, measurable objectives for various incident management functional activities and directing efforts to attain them, in support of defined strategies; and documenting results to measure performance and facilitate corrective action.
- **Modular Organization:** The Incident Command organizational structure develops in a modular fashion that is based on the size and complexity of the incident, as well as the specifics of the hazard environment created by the incident.
- **Incident Action Planning:** Incident Action Plans (IAPs) provide a coherent means of communicating the overall incident objectives in the context of both operational and support activities.
- **Manageable Span of Control:** Span of control is key to effective and efficient incident management. Within ICS, the span of control of any individual with incident management supervisory responsibility should range from three to seven subordinates.

## ICS Review Materials: ICS History and Features

### ICS Features (Continued)

---

#### Facilities and Resources:

- **Incident Locations and Facilities:** Various types of operational support facilities are established in the vicinity of an incident to accomplish a variety of purposes. Typical designated facilities include Incident Command Posts, Bases, Camps, Staging Areas, Mass Casualty Triage Areas, and others as required.
- **Comprehensive Resource Management:** Maintaining an accurate and up-to-date picture of resource utilization is a critical component of incident management. Resources are defined as personnel, teams, equipment, supplies, and facilities available or potentially available for assignment or allocation in support of incident management and emergency response activities.

#### Communications/Information Management

- **Integrated Communications:** Incident communications are facilitated through the development and use of a common communications plan and interoperable communications processes and architectures.
- **Information and Intelligence Management:** The incident management organization must establish a process for gathering, analyzing, sharing, and managing incident-related information and intelligence.

#### Professionalism:

- **Accountability:** Effective accountability at all jurisdictional levels and within individual functional areas during incident operations is essential. To that end, the following principles must be adhered to:
  - **Check-In:** All responders, regardless of agency affiliation, must report in to receive an assignment in accordance with the procedures established by the Incident Commander.
  - **Incident Action Plan:** Response operations must be directed and coordinated as outlined in the IAP.
  - **Unity of Command:** Each individual involved in incident operations will be assigned to only one supervisor.
  - **Personal Responsibility:** All responders are expected to use good judgment and be accountable for their actions.
  - **Span of Control:** Supervisors must be able to adequately supervise and control their subordinates, as well as communicate with and manage all resources under their supervision.
  - **Resource Tracking:** Supervisors must record and report resource status changes as they occur.
- **Dispatch/Deployment:** Personnel and equipment should respond only when requested or when dispatched by an appropriate authority.

## Transfer of Command

The process of moving the responsibility for incident command from one Incident Commander to another is called "transfer of command." It should be recognized that transition of command on an expanding incident is to be expected. It does not reflect on the competency of the current Incident Commander.

There are five important steps in effectively assuming command of an incident in progress.

**Step 1:** The incoming Incident Commander should, if at all possible, personally perform an assessment of the incident situation with the existing Incident Commander.

**Step 2:** The incoming Incident Commander must be adequately briefed.

This briefing must be by the current Incident Commander, and take place face-to-face if possible. The briefing must cover the following:

- Incident history (what has happened)
- Priorities and objectives
- Current plan
- Resource assignments
- Incident organization
- Resources ordered/needed
- Facilities established
- Status of communications
- Any constraints or limitations
- Incident potential
- Delegation of Authority

The ICS Form 201 is especially designed to assist in incident briefings. It should be used whenever possible because it provides a written record of the incident as of the time prepared. The ICS Form 201 contains:

- Incident objectives.
- A place for a sketch map.
- Summary of current actions.
- Organizational framework.
- Resources summary.

**Step 3:** After the incident briefing, the incoming Incident Commander should determine an appropriate time for transfer of command.

**Step 4:** At the appropriate time, notice of a change in incident command should be made to:

- Agency headquarters (through dispatch).
- General Staff members (if designated).
- Command Staff members (if designated).
- All incident personnel.

**Step 5:** The incoming Incident Commander may give the previous Incident Commander another assignment on the incident. There are several advantages of this:

- The initial Incident Commander retains first-hand knowledge at the incident site.
- This strategy allows the initial Incident Commander to observe the progress of the incident and to gain experience.

## Modular Organization

Standardization of the ICS organizational chart and associated terms does not limit the flexibility of the system. (See the chart on the next page.)

A key principle of ICS is its flexibility. The ICS organization may be expanded easily from a very small size for routine operations to a larger organization capable of handling catastrophic events.

**Flexibility does not mean that the ICS feature of common terminology is superseded. Note that flexibility is allowed within the standard ICS organizational structure and position titles.**

## Position Titles

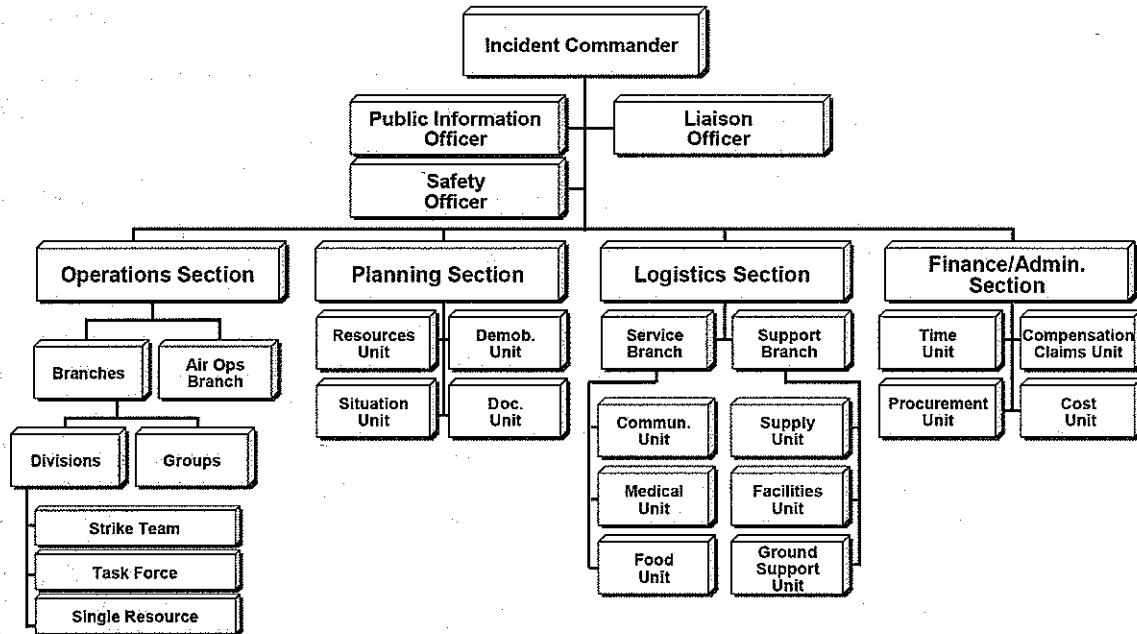
At each level within the ICS organization, individuals with primary responsibility positions have distinct titles. Titles provide a common standard for all users. For example, if one agency uses the title Branch Chief, another Branch Manager, etc., this lack of consistency can cause confusion at the incident.

The use of distinct titles for ICS positions allows for filling ICS positions with the most qualified individuals rather than by seniority. Standardized position titles are useful when requesting qualified personnel. For example, in deploying personnel, it is important to know if the positions needed are Unit Leaders, clerks, etc.

Listed below are the standard ICS titles:

Organizational Level	Title	Support Position
Incident Command	Incident Commander	Deputy
Command Staff	Officer	Assistant
General Staff (Section)	Chief	Deputy
Branch	Director	Deputy
Division/Group	Supervisor	N/A
Unit	Leader	Manager
Strike Team/Task Force	Leader	Single Resource Boss

## ICS Organization



- **Command Staff:** The Command Staff consists of the Public Information Officer, Safety Officer, and Liaison Officer. They report directly to the Incident Commander.
- **Section:** The organization level having functional responsibility for primary segments of incident management (Operations, Planning, Logistics, Finance/Administration). The Section level is organizationally between Branch and Incident Commander.
- **Branch:** That organizational level having functional, geographical, or jurisdictional responsibility for major parts of the incident operations. The Branch level is organizationally between Section and Division/Group in the Operations Section, and between Section and Units in the Logistics Section. Branches are identified by the use of Roman Numerals, by function, or by jurisdictional name.
- **Division:** That organizational level having responsibility for operations within a defined geographic area. The Division level is organizationally between the Strike Team and the Branch.
- **Group:** Groups are established to divide the incident into functional areas of operation. Groups are located between Branches (when activated) and Resources in the Operations Section.
- **Unit:** That organization element having functional responsibility for a specific incident planning, logistics, or finance/administration activity.
- **Task Force:** A group of resources with common communications and a leader that may be pre-established and sent to an incident, or formed at an incident.
- **Strike Team:** Specified combinations of the same kind and type of resources, with common communications and a leader.
- **Single Resource:** An individual piece of equipment and its personnel complement, or an established crew or team of individuals with an identified work supervisor that can be used on an incident.

## Overall Organizational Functions

---

ICS was designed by identifying the primary activities or functions necessary to effectively respond to incidents. Analyses of incident reports and review of military organizations were all used in ICS development. These analyses identified the primary needs of incidents.

As incidents became more complex, difficult, and expensive, the need for an organizational manager became more evident. Thus in ICS, and especially in larger incidents, the Incident Commander manages the organization and not the incident.

In addition to the Command function, other desired functions and activities were:

- To delegate authority and to provide a separate organizational level within the ICS structure with sole responsibility for the tactical direction and control of resources.
- To provide logistical support to the incident organization.
- To provide planning services for both current and future activities.
- To provide cost assessment, time recording, and procurement control necessary to support the incident and the managing of claims.
- To promptly and effectively interact with the media, and provide informational services for the incident, involved agencies, and the public.
- To provide a safe operating environment within all parts of the incident organization.
- To ensure that assisting and cooperating agencies' needs are met, and to see that they are used in an effective manner.

## Incident Commander

---

The Incident Commander is technically not a part of either the General or Command Staff. The Incident Commander is responsible for overall incident management, including:

- Ensuring clear authority and knowledge of agency policy.
- Ensuring incident safety.
- Establishing an Incident Command Post.
- Obtaining a briefing from the prior Incident Commander and/or assessing the situation.
- Establishing immediate priorities.
- Determining incident objectives and strategy(ies) to be followed.
- Establishing the level of organization needed, and continuously monitoring the operation and effectiveness of that organization.
- Managing planning meetings as required.
- Approving and implementing the Incident Action Plan.
- Coordinating the activities of the Command and General Staff.
- Approving requests for additional resources or for the release of resources.
- Approving the use of participants, volunteers, and auxiliary personnel.
- Authorizing the release of information to the news media.
- Ordering demobilization of the incident when appropriate.
- Ensuring incident after-action reports are complete.
- Authorizing information release to the media.

## Command Staff

---

The Command Staff is assigned to carry out staff functions needed to support the Incident Commander. These functions include interagency liaison, incident safety, and public information.

Command Staff positions are established to assign responsibility for key activities not specifically identified in the General Staff functional elements. These positions may include the Public Information Officer, Safety Officer, and Liaison Officer, in addition to various others, as required and assigned by the Incident Commander.

The table on the following page summarizes the responsibilities of the Command Staff.

## General Staff

---

The General Staff represents and is responsible for the functional aspects of the incident command structure. The General Staff typically consists of the Operations, Planning, Logistics, and Finance/Administration Sections.

General guidelines related to General Staff positions include the following:

- Only one person will be designated to lead each General Staff position.
- General Staff positions may be filled by qualified persons from any agency or jurisdiction.
- Members of the General Staff report directly to the Incident Commander. If a General Staff position is not activated, the Incident Commander will have responsibility for that functional activity.
- Deputy positions may be established for each of the General Staff positions. Deputies are individuals fully qualified to fill the primary position. Deputies can be designated from other jurisdictions or agencies, as appropriate. This is a good way to bring about greater interagency coordination.
- General Staff members may exchange information with any person within the organization. Direction takes place through the chain of command. This is an important concept in ICS.
- General Staff positions should not be combined. For example, to establish a "Planning and Logistics Section," it is better to initially create the two separate functions, and if necessary for a short time place one person in charge of both. That way, the transfer of responsibility can be made easier.

The following table summarizes the responsibilities of the Command and General Staff.

Command Staff	Responsibilities
<b>Public Information Officer</b>	<ul style="list-style-type: none"> <li>▪ Determine, according to direction from the IC, any limits on information release.</li> <li>▪ Develop accurate, accessible, and timely information for use in press/media briefings.</li> <li>▪ Obtain IC's approval of news releases.</li> <li>▪ Conduct periodic media briefings.</li> <li>▪ Arrange for tours and other interviews or briefings that may be required.</li> <li>▪ Monitor and forward media information that may be useful to incident planning.</li> <li>▪ Maintain current information, summaries, and/or displays on the incident.</li> <li>▪ Make information about the incident available to incident personnel.</li> <li>▪ Participate in the planning meeting.</li> </ul>
<b>Safety Officer</b>	<ul style="list-style-type: none"> <li>▪ Identify and mitigate hazardous situations.</li> <li>▪ Ensure safety messages and briefings are made.</li> <li>▪ Exercise emergency authority to stop and prevent unsafe acts.</li> <li>▪ Review the Incident Action Plan for safety implications.</li> <li>▪ Assign assistants qualified to evaluate special hazards.</li> <li>▪ Initiate preliminary investigation of accidents within the incident area.</li> <li>▪ Review and approve the Medical Plan.</li> <li>▪ Participate in planning meetings.</li> </ul>
<b>Liaison Officer</b>	<ul style="list-style-type: none"> <li>▪ Act as a point of contact for agency representatives.</li> <li>▪ Maintain a list of assisting and cooperating agencies and agency representatives.</li> <li>▪ Assist in setting up and coordinating interagency contacts.</li> <li>▪ Monitor incident operations to identify current or potential interorganizational problems.</li> <li>▪ Participate in planning meetings, providing current resource status, including limitations and capabilities of agency resources.</li> <li>▪ Provide agency-specific demobilization information and requirements.</li> </ul>
<b>Assistants</b>	<p>In the context of large or complex incidents, Command Staff members may need one or more assistants to help manage their workloads. Each Command Staff member is responsible for organizing his or her assistants for maximum efficiency.</p>
<b>Additional Command Staff</b>	<p>Additional Command Staff positions may also be necessary depending on the nature and location(s) of the incident, and/or specific requirements established by the Incident Commander. For example, a Legal Counsel may be assigned directly to the Command Staff to advise the Incident Commander on legal matters, such as emergency proclamations, legality of evacuation orders, and legal rights and restrictions pertaining to media access. Similarly, a Medical Advisor may be designated and assigned directly to the Command Staff to provide advice and recommendations to the Incident Commander in the context of incidents involving medical and mental health services, mass casualty, acute care, vector control, epidemiology, and/or mass prophylaxis considerations, particularly in the response to a bioterrorism event.</p>

Source: NIMS

General Staff	Responsibilities
<p><b>Operations Section Chief</b></p>	<p>The Operations Section Chief is responsible for managing all tactical operations at an incident. The Incident Action Plan (IAP) provides the necessary guidance. The need to expand the Operations Section is generally dictated by the number of tactical resources involved and is influenced by span of control considerations.</p> <p>Major responsibilities of the Operations Section Chief are to:</p> <ul style="list-style-type: none"> <li>▪ Assure safety of tactical operations.</li> <li>▪ Manage tactical operations.</li> <li>▪ Develop the operations portion of the IAP.</li> <li>▪ Supervise execution of operations portions of the IAP.</li> <li>▪ Request additional resources to support tactical operations.</li> <li>▪ Approve release of resources from active operational assignments.</li> <li>▪ Make or approve expedient changes to the IAP.</li> <li>▪ Maintain close contact with IC, subordinate Operations personnel, and other agencies involved in the incident.</li> </ul>
<p><b>Planning Section Chief</b></p>	<p>The Planning Section Chief is responsible for providing planning services for the incident. Under the direction of the Planning Section Chief, the Planning Section collects situation and resources status information, evaluates it, and processes the information for use in developing action plans. Dissemination of information can be in the form of the IAP, in formal briefings, or through map and status board displays.</p> <p>Major responsibilities of the Planning Section Chief are to:</p> <ul style="list-style-type: none"> <li>▪ Collect and manage all incident-relevant operational data.</li> <li>▪ Supervise preparation of the IAP.</li> <li>▪ Provide input to the IC and Operations in preparing the IAP.</li> <li>▪ Incorporate Traffic, Medical, and Communications Plans and other supporting materials into the IAP.</li> <li>▪ Conduct and facilitate planning meetings.</li> <li>▪ Reassign personnel within the ICS organization.</li> <li>▪ Compile and display incident status information.</li> <li>▪ Establish information requirements and reporting schedules for units (e.g., Resources, Situation Units).</li> <li>▪ Determine need for specialized resources.</li> <li>▪ Assemble and disassemble Task Forces and Strike Teams not assigned to Operations.</li> <li>▪ Establish specialized data collection systems as necessary (e.g., weather).</li> <li>▪ Assemble information on alternative strategies.</li> <li>▪ Provide periodic predictions on incident potential.</li> <li>▪ Report significant changes in incident status.</li> <li>▪ Oversee preparation of the Demobilization Plan.</li> </ul>

General Staff	Responsibilities
<b>Logistics Section Chief</b>	<p>The Logistics Section Chief provides all incident support needs with the exception of logistics support to air operations. The Logistics Section is responsible for providing:</p> <ul style="list-style-type: none"> <li>▪ Facilities.</li> <li>▪ Transportation.</li> <li>▪ Communications.</li> <li>▪ Supplies.</li> <li>▪ Equipment maintenance and fueling.</li> <li>▪ Food services (for responders).</li> <li>▪ Medical services (for responders).</li> <li>▪ All off-incident resources.</li> </ul> <p>Major responsibilities of the Logistics Section Chief are to:</p> <ul style="list-style-type: none"> <li>▪ Provide all facilities, transportation, communications, supplies, equipment maintenance and fueling, food and medical services for incident personnel, and all off-incident resources.</li> <li>▪ Manage all incident logistics.</li> <li>▪ Provide logistical input to the IAP.</li> <li>▪ Brief Logistics Staff as needed.</li> <li>▪ Identify anticipated and known incident service and support requirements.</li> <li>▪ Request additional resources as needed.</li> <li>▪ Ensure and oversee the development of the Communications, Medical, and Traffic Plans as required.</li> <li>▪ Oversee demobilization of the Logistics Section and associated resources.</li> </ul>
<b>Finance/ Administration Section Chief</b>	<p>The Finance/Administration Section Chief is responsible for managing all financial aspects of an incident. Not all incidents will require a Finance/Administration Section. Only when the involved agencies have a specific need for finance services will the Section be activated.</p> <p>Major responsibilities of the Finance/Administration Section Chief are to:</p> <ul style="list-style-type: none"> <li>▪ Manage all financial aspects of an incident.</li> <li>▪ Provide financial and cost analysis information as requested.</li> <li>▪ Ensure compensation and claims functions are being addressed relative to the incident.</li> <li>▪ Gather pertinent information from briefings with responsible agencies.</li> <li>▪ Develop an operating plan for the Finance/Administration Section and fill Section supply and support needs.</li> <li>▪ Determine the need to set up and operate an incident commissary.</li> <li>▪ Meet with assisting and cooperating agency representatives as needed.</li> <li>▪ Maintain daily contact with agency(s) headquarters on finance matters.</li> <li>▪ Ensure that personnel time records are completed accurately and transmitted to home agencies.</li> <li>▪ Ensure that all obligation documents initiated at the incident are properly prepared and completed.</li> <li>▪ Brief agency administrative personnel on all incident-related financial issues needing attention or followup.</li> <li>▪ Provide input to the IAP.</li> </ul>

## Agency Representatives

---

An Agency Representative is an individual assigned to an incident from an assisting or cooperating agency. The Agency Representative must be given authority to make decisions on matters affecting that agency's participation at the incident.

Agency Representatives report to the Liaison Officer or to the Incident Commander in the absence of a Liaison Officer.

Major responsibilities of the Agency Representative are to:

- Ensure that all of their agency resources have completed check-in at the incident.
- Obtain briefing from the Liaison Officer or Incident Commander.
- Inform their agency personnel on the incident that the Agency Representative position has been filled.
- Attend planning meetings as required.
- Provide input to the planning process on the use of agency resources unless resource technical specialists are assigned from the agency.
- Cooperate fully with the Incident Commander and the Command and General Staff on the agency's involvement at the incident.
- Oversee the well-being and safety of agency personnel assigned to the incident.
- Advise the Liaison Officer of any special agency needs, requirements, or agency restrictions.
- Report to agency dispatch or headquarters on a prearranged schedule.
- Ensure that all agency personnel and equipment are properly accounted for and released prior to departure.
- Ensure that all required agency forms, reports, and documents are complete prior to departure.
- Have a debriefing session with the Liaison Officer or Incident Commander prior to departure.

## Technical Specialists

---

Certain incidents or events may require the use of Technical Specialists who have specialized knowledge and expertise. Technical Specialists may function within the Planning Section, or be assigned wherever their services are required.

While each incident dictates the need for Technical Specialists, some examples of the more commonly used specialists are:

- Meteorologists.
- Environmental Impact Specialists.
- Flood Control Specialists.
- Water Use Specialists.
- Fuels and Flammable Specialists.
- Hazardous Substance Specialists.
- Fire Behavior Specialists.
- Structural Engineers.
- Training Specialists.

(Continued on next page.)

Additional advisory positions may also be necessary depending on the nature and location(s) of the incident, and/or specific requirements established by the Incident Commander. For example, a Legal Counsel may be assigned directly to the Command Staff to advise the Incident Commander on legal matters, such as emergency proclamations, legality of evacuation orders, and legal rights and restrictions pertaining to media access. Similarly, a Medical Advisor may be designated and assigned directly to the Command Staff to provide advice and recommendations to the Incident Commander in the context of incidents involving medical and mental health services, mass casualty, acute care, vector control, epidemiology, and/or mass prophylaxis considerations, particularly in the response to a bioterrorism event. These positions may also be considered Technical Specialists.

### Intelligence/Investigations Function

- **The collection, analysis, and sharing of incident-related intelligence are important elements of ICS.**
  - Typically, operational information and situational intelligence are management functions located in the Planning Section, with a focus on three incident intelligence areas: situation status, resource status, and anticipated incident status or escalation (e.g., weather forecasts, location of supplies, etc.).
  - This information and intelligence is utilized for incident management decisionmaking. In addition, Technical Specialists may be utilized in the Planning Section to provide specific information that may support tactical decisions on an incident.
- **Incident management organizations must also establish a system for the collection, analysis, and sharing, as possible, of information developed during intelligence/investigations efforts.**
  - Some incidents require the utilization of intelligence and investigative information to support the process. Intelligence and investigative information is defined as information that either leads to the detection, prevention, apprehension, and prosecution of criminal activities (or the individuals(s) involved), including terrorist incidents, or information that leads to determination of the cause of a given incident (regardless of the source) such as public health events or fires with unknown origins.

- **ICS allows for organizational flexibility, so the Intelligence/Investigations Function can be embedded in several different places within the organizational structure:**
  - **Within the Planning Section.** This is the traditional placement for this function and is appropriate for incidents with little or no investigative information requirements, nor a significant amount of specialized information.
  - **As a Separate General Staff Section.** This option may be appropriate when there is an intelligence/investigative component to the incident or when multiple investigative agencies are part of the investigative process and/or there is a need for classified intelligence.
  - **Within the Operations Section.** This option may be appropriate for incidents that require a high degree of linkage and coordination between the investigative information and the operational tactics that are being employed.
  - **Within the Command Staff.** This option may be appropriate for incidents with little need for tactical information or classified intelligence and where supporting Agency Representatives are providing the real-time information to the Command Element.
- **The mission of the Intelligence/Investigations Function is to ensure that all investigative and intelligence operations, functions, and activities within the incident response are properly managed, coordinated, and directed in order to:**
  - Prevent/deter additional activity, incidents, and/or attacks.
  - Collect, process, analyze, and appropriately disseminate intelligence information.
  - Conduct a thorough and comprehensive investigation.
  - Identify, process, collect, create a chain of custody for, safeguard, examine/analyze, and store all situational intelligence and/or probative evidence.
- **The Intelligence/Investigations Function has responsibilities that cross all departments' interests involved during an incident, but there are functions that remain specific to law enforcement response and/or mission areas.** Two examples of these are expeditious identification and apprehension of all perpetrators, and successful prosecution of all defendants.

Regardless of how the Intelligence/Investigations Function is organized, a close liaison will be maintained and information will be transmitted to Command, Operations, and Planning. However, classified information requiring a security clearance, sensitive information, or specific investigative tactics that would compromise the investigation will be shared only with those who have the appropriate security clearance and need to know.

## Unified Command

**The Unified Command organization consists of the Incident Commanders from the various jurisdictions or agencies operating together to form a single command structure.**

### Overview

Unified Command is an important element in multijurisdictional or multiagency domestic incident management. It provides guidelines to enable agencies with different legal, geographic, and functional responsibilities to coordinate, plan, and interact effectively.

As a team effort, Unified Command overcomes much of the inefficiency and duplication of effort that can occur when agencies from different functional and geographic jurisdictions, or agencies at different levels of government, operate without a common system or organizational framework.

All agencies with jurisdictional authority or functional responsibility for any or all aspects of an incident participate in the Unified Command structure and contribute to the following process and responsibilities:

- Determining overall incident strategies.
- Selecting objectives.
- Ensuring that joint planning for tactical activities is accomplished in accordance with approved incident objectives.
- Ensuring the integration of tactical operations.
- Approving, committing, and making optimal use of all assigned resources.

The exact composition of the Unified Command structure will depend on the location(s) of the incident (i.e., which geographical administrative jurisdictions are involved) and the type of incident (i.e., which functional agencies of the involved jurisdiction(s) are required). In the case of some multijurisdictional incidents, the designation of a single Incident Commander may be considered to promote greater unity of effort and efficiency.

Source: NIMS

## Unified Command

### Authority

Authority and responsibility for an Incident Commander to manage an incident or event comes in the form of a delegation of authority from the agency executive or administrator of the jurisdiction of occurrence or inherent in existing agency policies and procedures. When an incident/event spans multiple jurisdictions this responsibility belongs to the various jurisdictional and agency executives or administrators who set policy and are accountable to their jurisdictions or agencies. They must appropriately delegate to the Unified Commanders the authority to manage the incident. Given this authority, the Unified Commanders will then collectively develop one comprehensive set of incident objectives, and use them to develop strategies.

### Advantages of Using Unified Command

The advantages of using Unified Command include:

- A single set of objectives is developed for the entire incident.
- A collective approach is used to develop strategies to achieve incident objectives.
- Information flow and coordination is improved between all jurisdictions and agencies involved in the incident.
- All agencies with responsibility for the incident have an understanding of joint priorities and restrictions.
- No agency's legal authorities will be compromised or neglected.
- The combined efforts of all agencies are optimized as they perform their respective assignments under a single Incident Action Plan.

## Planning Process

---

It was recognized early in the development of the ICS that the critical factor of adequate planning for incident operations was often overlooked or not given enough emphasis. This resulted in poor use of resources, inappropriate strategies and tactics, safety problems, higher incident costs, and lower effectiveness.

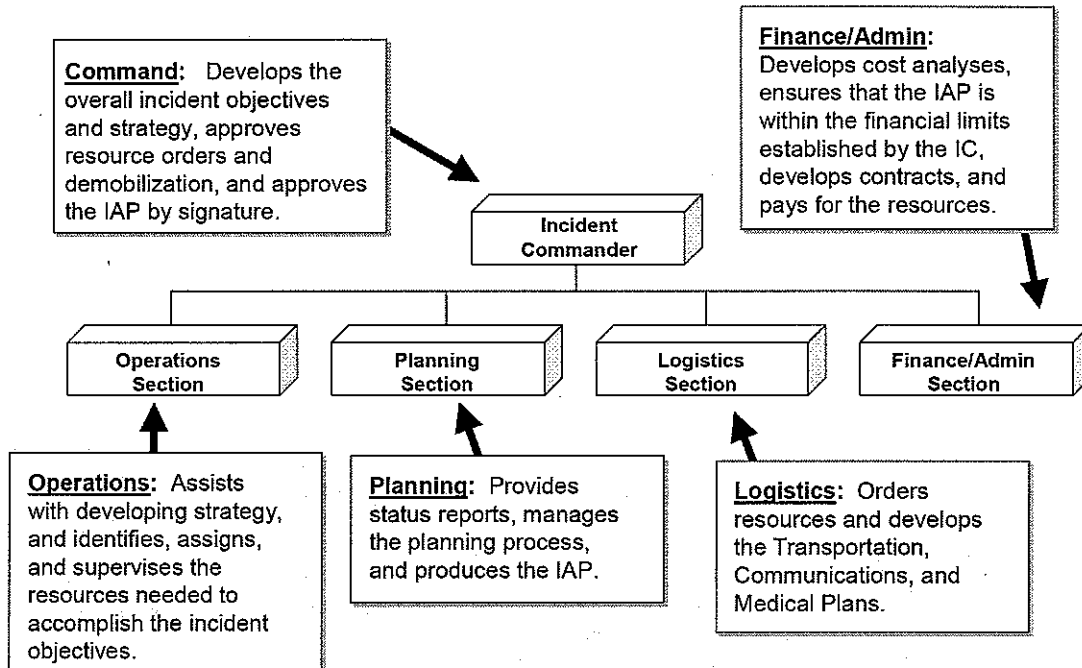
Those involved in the original ICS development felt that there was a need to develop a simple but thorough process for planning that could be utilized for both smaller, short-term incidents and events, and for longer, more complex incident planning. The planning process may begin with the scheduling of a planned event, the identification of a credible threat, or the initial response to an actual or impending event. The process continues with the implementation of the formalized steps and staffing required to develop a written Incident Action Plan (IAP).

The primary phases of the planning process are essentially the same for the Incident Commander who develops the initial plan, for the Incident Commander and Operations Section Chief revising the initial plan for extended operations, and for the incident management team developing a formal IAP, each following a similar process. During the initial stages of incident management, planners must develop a simple plan that can be communicated through concise verbal briefings. Frequently, this plan must be developed very quickly and with incomplete situation information. As the incident management effort evolves over time, additional lead time, staff, information systems, and technologies enable more detailed planning and cataloging of events and "lessons learned."

Planning involves:

- Evaluating the situation.
- Developing incident objectives.
- Selecting a strategy.
- Deciding which resources should be used to achieve the objectives in the safest, most efficient and cost-effective manner.

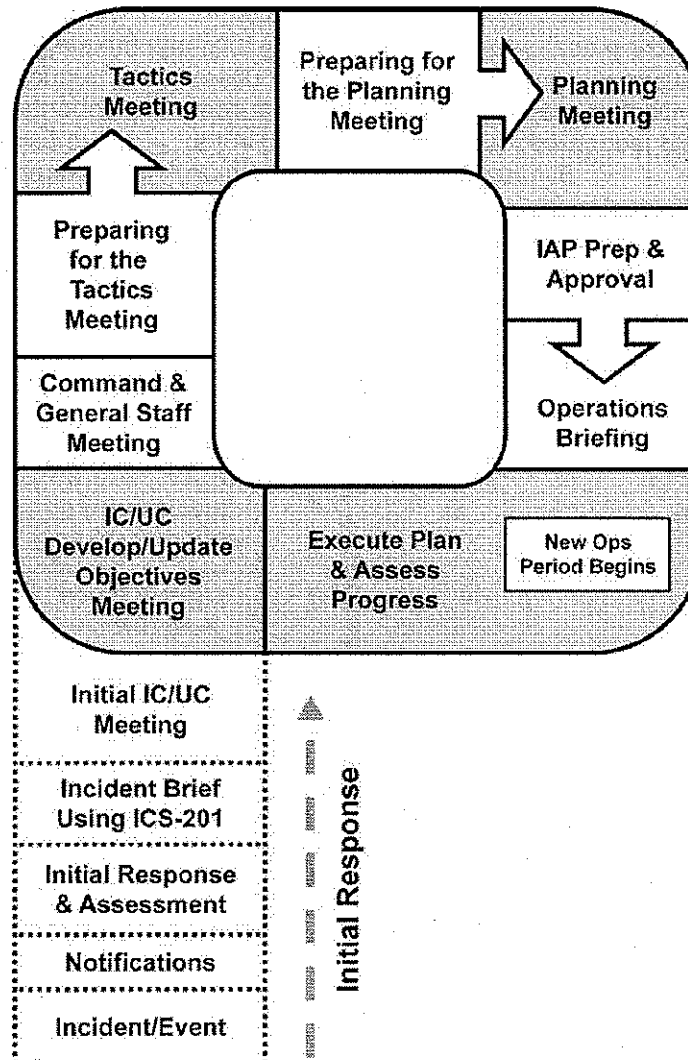
## Planning Process



Caption: Organizational chart showing that Command develops the overall incident objectives and strategy, approves resource orders and demobilization, and approves the IAP by signature. Operations assists with developing strategy, and identifies, assigns, and supervises the resources needed to accomplish the incident objectives. Planning provides status reports, manages the planning process, and produces the IAP. Logistics orders resources and develops the Transportation, Communications, and Medical Plans. Finance/Administration develops cost analyses, ensures that the IAP is within the financial limits established by the Incident Commander, develops contracts, and pays for the resources.

## Planning Process (Continued)

### The Planning "P"



- The Planning "P" is a guide to the process and steps involved in planning for an incident. The leg of the "P" describes the initial response period: Once the incident/event begins, the steps are Notifications, Initial Response & Assessment, Incident Briefing Using ICS 201, and Initial Incident Command (IC)/Unified Command (UC) Meeting.
- At the top of the leg of the "P" is the beginning of the first operational planning period cycle. In this circular sequence, the steps are IC/UC Develop/Update Objectives Meeting, Command and General Staff Meeting, Preparing for the Tactics Meeting, Tactics Meeting, Preparing for the Planning Meeting, Planning Meeting, IAP Prep & Approval, and Operations Briefing.
- At this point a new operational period begins. The next step is Execute Plan & Assess Progress, after which the cycle begins again.

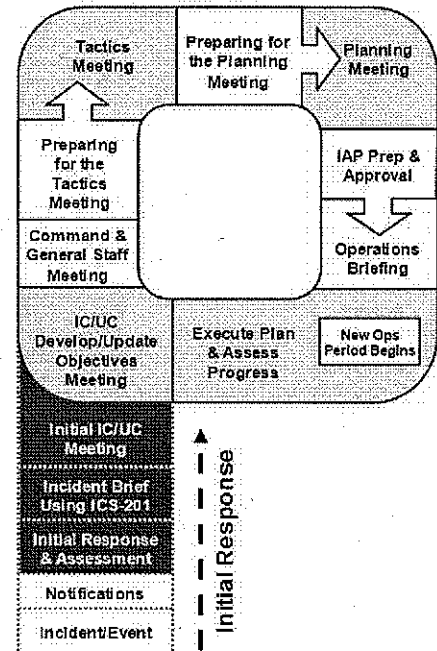
Source: draft NIMS document

## Planning Process (Continued)

### Initial Response

Planning begins with a thorough size-up that provides information needed to make initial management decisions.

The ICS Form 201 provides Command Staff with information about the incident situation and the resources allocated to the incident. This form serves as a permanent record of the initial response to the incident and can be used for transfer of command.

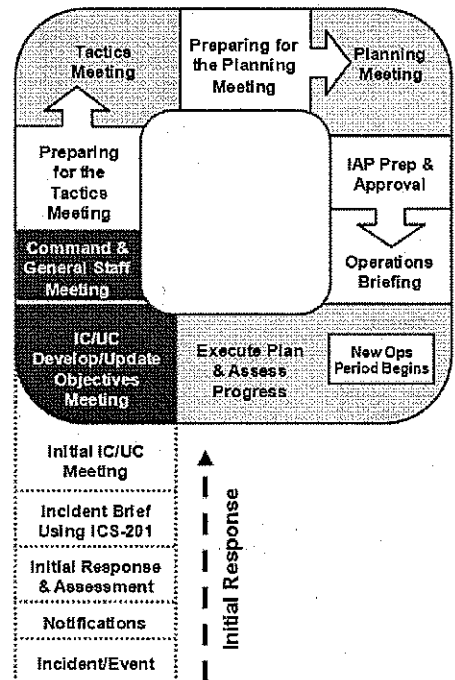


### The Start of Each Planning Cycle

- IC/UC Objectives Meeting:** The Incident Command/Unified Command establish incident objectives that cover the entire course of the incident. For complex incidents, it may take more than one operational period to accomplish the incident objectives.

The cyclical planning process is designed to take the overall incident objectives and break them down into tactical assignments for each operational period. It is important that this initial overall approach to establishing incident objectives establish the course of the incident, rather than having incident objectives only address a single operational period.

- Command and General Staff Meeting:** The Incident Command/Unified Command may meet with the Command and General Staff to gather input or to provide immediate direction that cannot wait until the planning process is completed. This meeting occurs as needed and should be as brief as possible.



## Planning Process (Continued)

### Preparing for and Conducting the Tactics Meeting

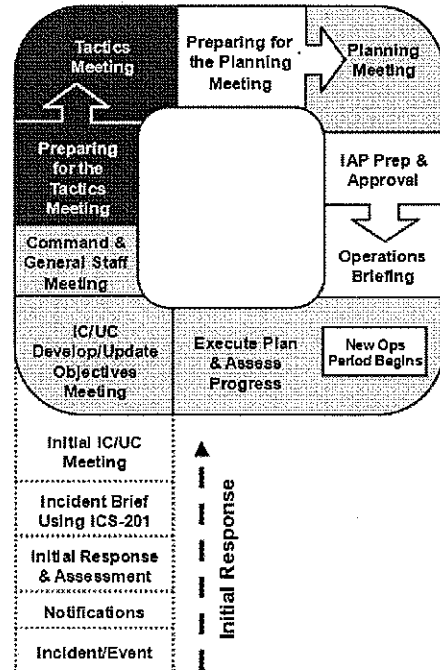
The purpose of the Tactics Meeting is to review the tactics developed by the Operations Section Chief. This includes the following:

- Determine how the selected strategy will be accomplished in order to achieve the incident objectives.
- Assign resources to implement the tactics.
- Identify methods for monitoring tactics and resources to determine if adjustments are required (e.g., different tactics, different resources, or new strategy).

The Operations Section Chief, Safety Officer, Logistics Section Chief, and Resources Unit Leader attend the Tactics Meeting. The Operations Section Chief leads the Tactics Meeting.

The ICS Forms 215, Operational Planning Worksheet, and 215A, Incident Safety Analysis, are used to document the Tactics Meeting.

Resource assignments will be made for each of the specific work tasks. Resource assignments will consist of the kind, type, and numbers of resources available and needed to achieve the tactical operations desired for the operational period. If the required tactical resources will not be available, then an adjustment should be made to the tactical assignments being planned for the Operational Period. It is very important that tactical resource availability and other needed support be determined prior to spending a great deal of time working on strategies and tactical operations that realistically cannot be achieved.





## Planning Process (Continued)

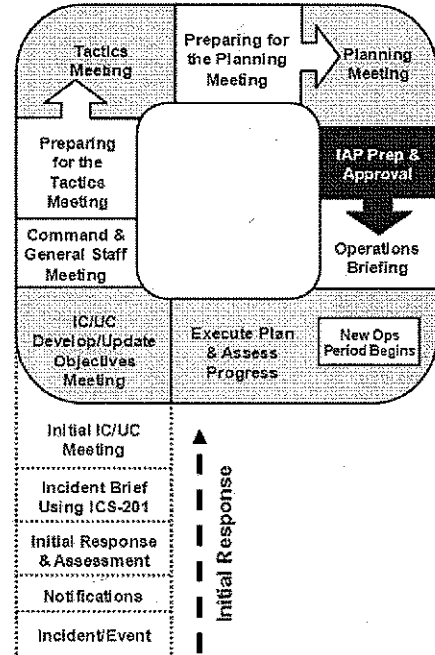
### IAP Preparation and Approval

The next step in the Incident Action Planning Process is plan preparation and approval. The written plan is comprised of a series of standard forms and supporting documents that convey the Incident Commander's intent and the Operations Section direction for the accomplishment of the plan for that Operational Period.

For simple incidents of short duration, the Incident Action Plan (IAP) will be developed by the Incident Commander and communicated to subordinates in a verbal briefing. The planning associated with this level of complexity does not demand the formal planning meeting process as highlighted above.

Certain conditions result in the need for the Incident Commander to engage a more formal process. A written IAP should be considered whenever:

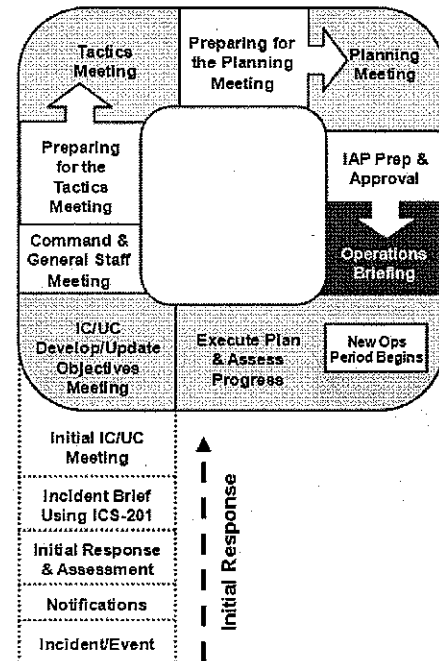
- Two or more jurisdictions are involved in the response.
- The incident continues into the next Operational Period.
- A number of ICS organizational elements are activated (typically when General Staff Sections are staffed).
- It is required by agency policy.
- A Hazmat incident is involved (required).



### Operations Period Briefing

The Operations Period Briefing may be referred to as the Operational Briefing or the Shift Briefing. This briefing is conducted at the beginning of each Operational Period and presents the Incident Action Plan to supervisors of tactical resources.

Following the Operations Period Briefing supervisors will meet with their assigned resources for a detailed briefing on their respective assignments.

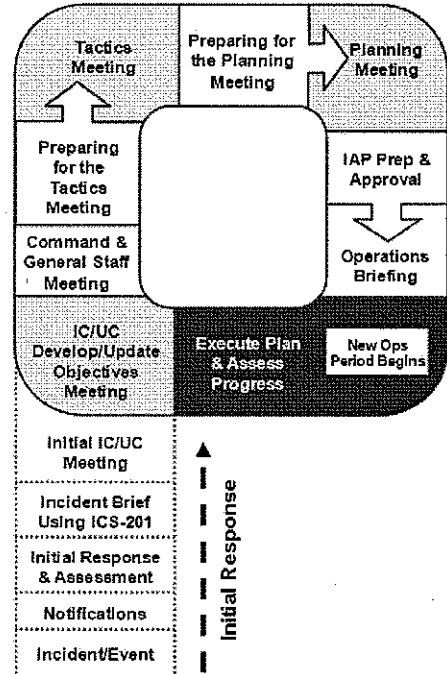


**Planning Process (Continued)**

**Execute Plan and Assess Progress**

The Operations Section directs the implementation of the plan. The supervisory personnel within the Operations Section are responsible for implementation of the plan for the specific Operational Period.

The plan is evaluated at various stages in its development and implementation. The Operations Section Chief may make the appropriate adjustments during the Operational Period to ensure that the objectives are met and effectiveness is assured.



## ICS Forms

The ICS uses a series of standard forms and supporting documents that convey directions for the accomplishment of the objectives and distributing information. Listed below are the standard ICS form titles and descriptions of each form:

Standard Form Title	Description
Incident Action Plan Cover Page ICS 200	Indicates the incident name, plan operational period, date prepared, approvals, and attachments (resources, organization, Communications Plan, Medical Plan, and other appropriate information).
Incident Briefing ICS 201	Provides the Incident Command/Unified Command and General Staffs with basic information regarding the incident situation and the resources allocated to the incident. This form also serves as a permanent record of the initial response to the incident.
Incident Objectives ICS 202	Describes the basic strategy and objectives for use during each operational period.
Organization Assignment List ICS 203	Provides information on the response organization and personnel staffing.
Field Assignment ICS 204	Used to inform personnel of assignments. After Incident Command/Unified Command approve the objectives, staff members receive the assignment information contained in this form.
Incident Communications Plan ICS 205	Provides, in one location, information on the assignments for all communications equipment for each operational period. The plan is a summary of information. Information from the Incident Communications Plan on frequency assignments can be placed on the appropriate Assignment form (ICS Form 204).
Medical Plan ICS 206	Provides information on incident medical aid stations, transportation services, hospitals, and medical emergency procedures.
Incident Status Summary ICS 209	Summarizes incident information for staff members and external parties, and provides information to the Public Information Officer for preparation of media releases.
Check-In/Out List ICS 211	Used to check in personnel and equipment arriving at or departing from the incident. Check-in/out consists of reporting specific information that is recorded on the form.
General Message ICS 213	Used by: <ul style="list-style-type: none"> <li>▪ Incident dispatchers to record incoming messages that cannot be orally transmitted to the intended recipients.</li> <li>▪ EOC and other incident personnel to transmit messages via radio or telephone to the addressee.</li> <li>▪ Incident personnel to send any message or notification that requires hard-copy delivery to other incident personnel.</li> </ul>

## ICS Forms (Continued)

Standard Form Title	Description
Unit Log ICS 214	Provides a record of unit activities. Unit Logs can provide a basic reference from which to extract information for inclusion in any after-action report.
Operational Planning Worksheet ICS 215	Documents decisions made concerning resource needs for the next operational period. The Planning Section uses this Worksheet to complete Assignment Lists, and the Logistics Section uses it for ordering resources for the incident. This form may be used as a source document for updating resource information on other ICS forms such as the ICS 209.
Incident Action Plan Safety Analysis ICS 215A	Communicates to the Operations and Planning Section Chiefs safety and health issues identified by the Safety Officer.
Air Operations Summary ICS 220	Provides information on air operations including the number, type, location, and specific assignments of helicopters and fixed-wing aircraft.
General Plan ICS 226	Addresses long-term objectives approved by Incident Command/ Unified Command. These objectives are often expressed as milestones (i.e., timeframes for the completion of all and/or portions of incident response operations). A General Plan should identify the major tasks to be carried out through to the end of emergency response operations, the duration of the tasks, and the major equipment and personnel resources needed to accomplish the tasks within the specified duration.

## Demobilization

---

Demobilization planning helps to:

- Eliminate waste in resources.
- Eliminate potential fiscal and legal impacts.
- Ensure a controlled, safe, efficient, and cost-effective release process.

Demobilization policies and procedures depend on size of incident and may involve:

- Fiscal/legal policies and procedures.
- Work rules.
- Special license requirements.
- Other requirements.