

**Oregon CAREAssist Program: GROUP II ALL SERVICES - Premium Payments, Medication Assistance and Medical Co-Pays**

4th quarter of Calendar Year 2008 - January 2008 through December 2008

**Table 1A: Total GROUP II Costs by Month of Service for Premium Payments and Medication Assistance**

Costs	Jan	Feb	Mar	Apr	May	Jun	Jul	Aug	Sep	Oct	Nov	Dec	Total	% of Total
TGA	142.00	40.00	9.00	-	30.00	466.99	305.20	285.00	249.00	337.00	433.00	224.00	2,521.19	56.9%
Non-TGA	131.00	199.00	160.00	190.00	281.43	116.00	147.00	147.00	195.00	190.00	3.00	152.00	1,911.43	43.1%
<b>TOTAL</b>	<b>273.00</b>	<b>239.00</b>	<b>169.00</b>	<b>190.00</b>	<b>311.43</b>	<b>582.99</b>	<b>452.20</b>	<b>432.00</b>	<b>444.00</b>	<b>527.00</b>	<b>436.00</b>	<b>376.00</b>	<b>4,432.62</b>	<b>100.0%</b>

**Table1A: Total GROUP II Unduplicated Number of Clients by Month of Service Receiving- Premium Payments and Medication Assistance**

Clients	Jan	Feb	Mar	Apr	May	Jun	Jul	Aug	Sep	Oct	Nov	Dec	Total	% of Total
TGA	10	1	1	1	1	3	5	20	17	18	3	4	27	67.5%
Non-TGA	8	9	9	10	9	6	7	7	10	9	1	2	13	32.5%
<b>TOTAL</b>	<b>18</b>	<b>10</b>	<b>10</b>	<b>11</b>	<b>10</b>	<b>9</b>	<b>12</b>	<b>27</b>	<b>27</b>	<b>27</b>	<b>4</b>	<b>6</b>	<b>40</b>	<b>100.0%</b>

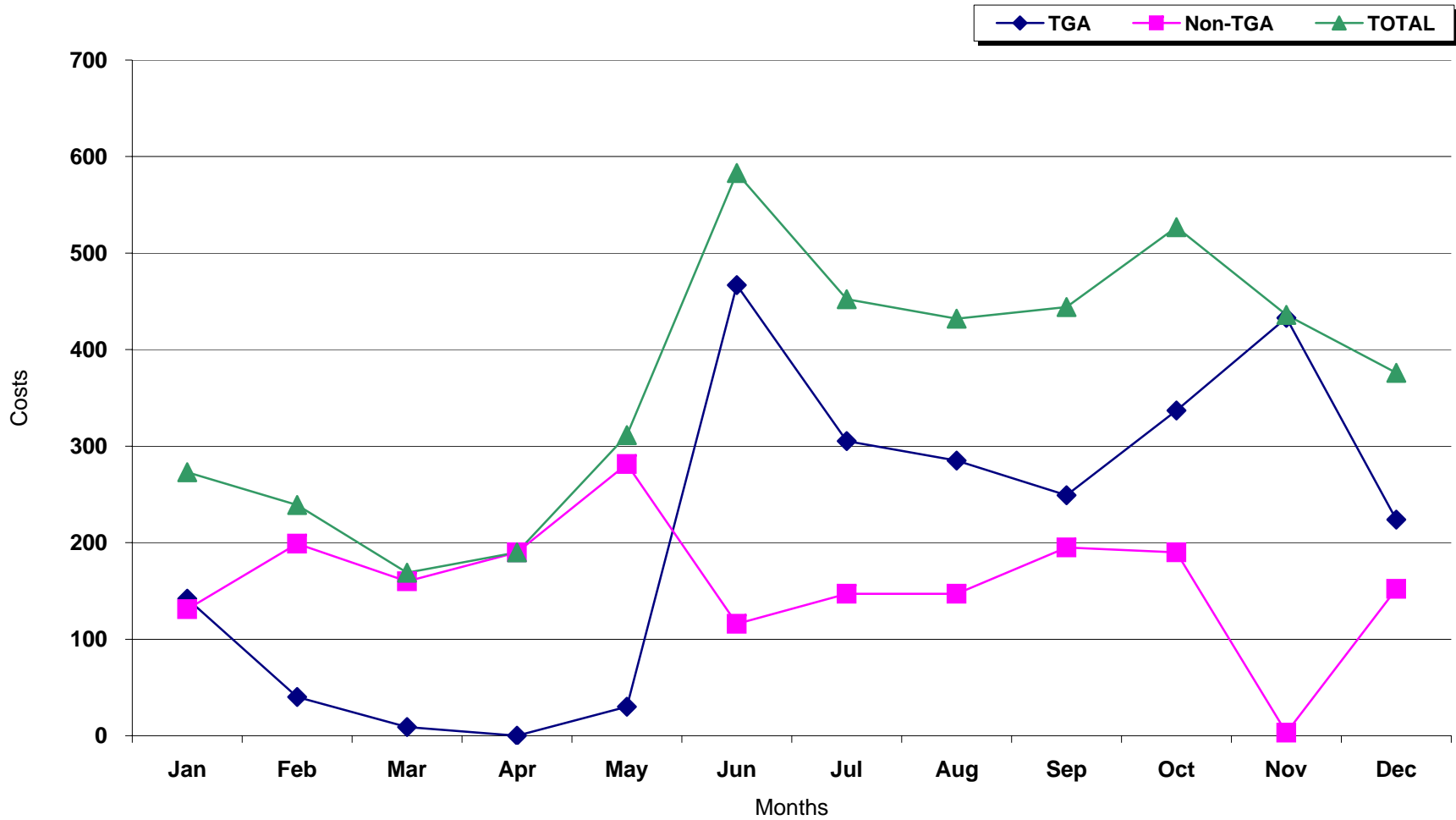
**Number of distinct clients enrolled in Group II**

	Jan	Feb	Mar	Apr	May	Jun	Jul	Aug	Sep	Oct	Nov	Dec	Total
<b>Clients</b>	<b>33</b>	<b>34</b>	<b>36</b>	<b>38</b>	<b>40</b>	<b>50</b>	<b>52</b>	<b>54</b>	<b>55</b>	<b>56</b>	<b>57</b>	<b>56</b>	<b>73</b>

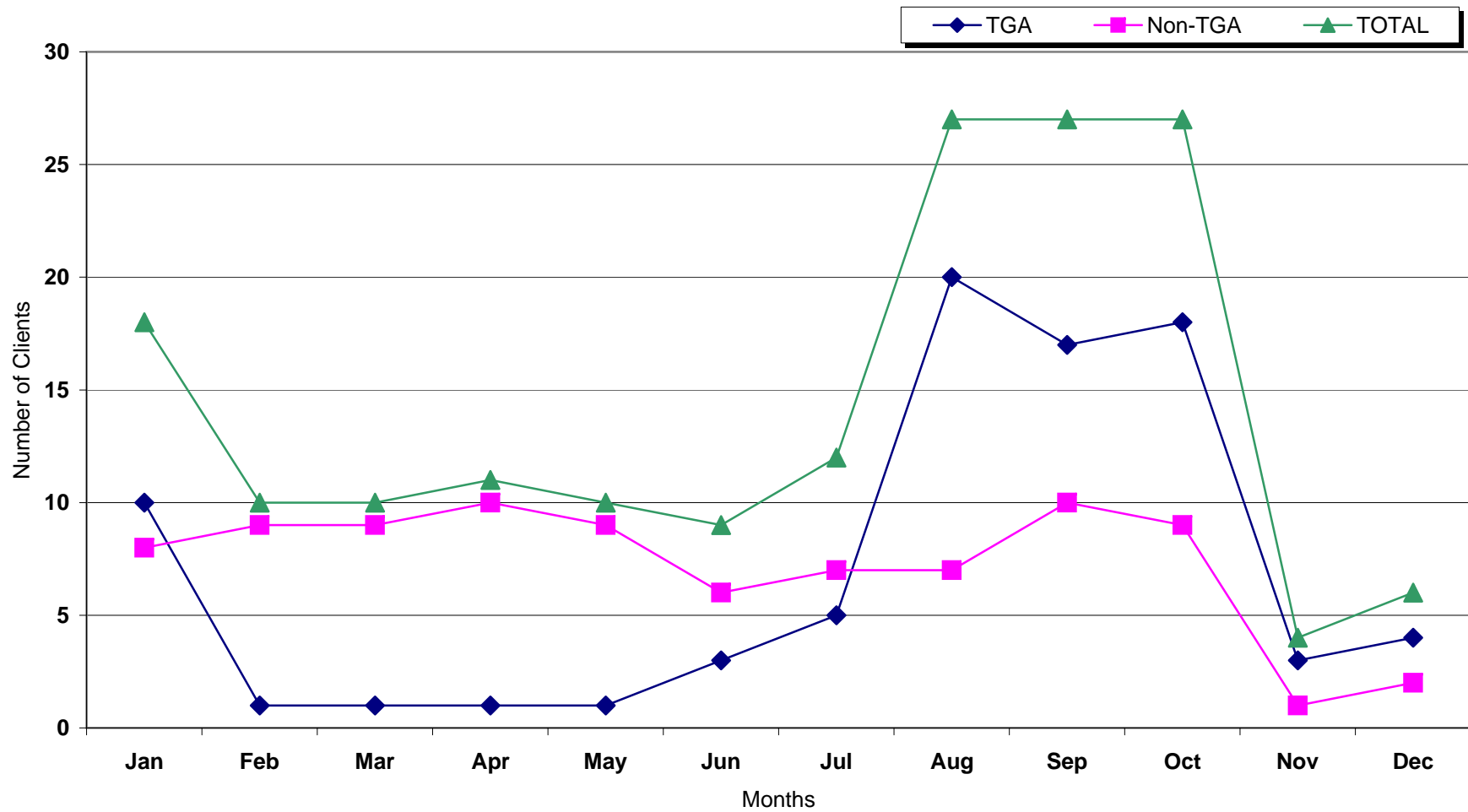
Notes:

- 1) Partial cost data for last two months reported because of the lag time in submission of billings for medications and medical co-pays.
- 2) There may be small adjustments in the data for late billings and/or refunds posted throughout the year.
- 3) Clients may have more than one monthly premium paid in the month of service - the majority of clients represented are those in OHP

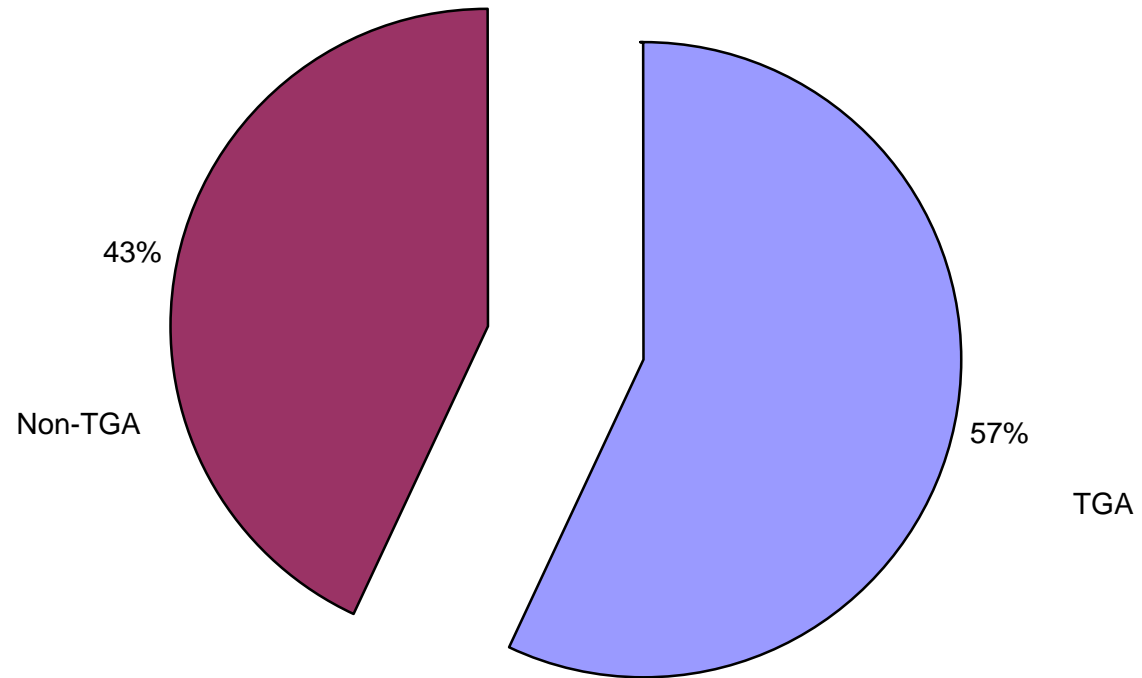
CAREAssist GROUP II  
Total Cost by Month of Service through 4th quarter of CY2008  
(January 2008 to December 2008)



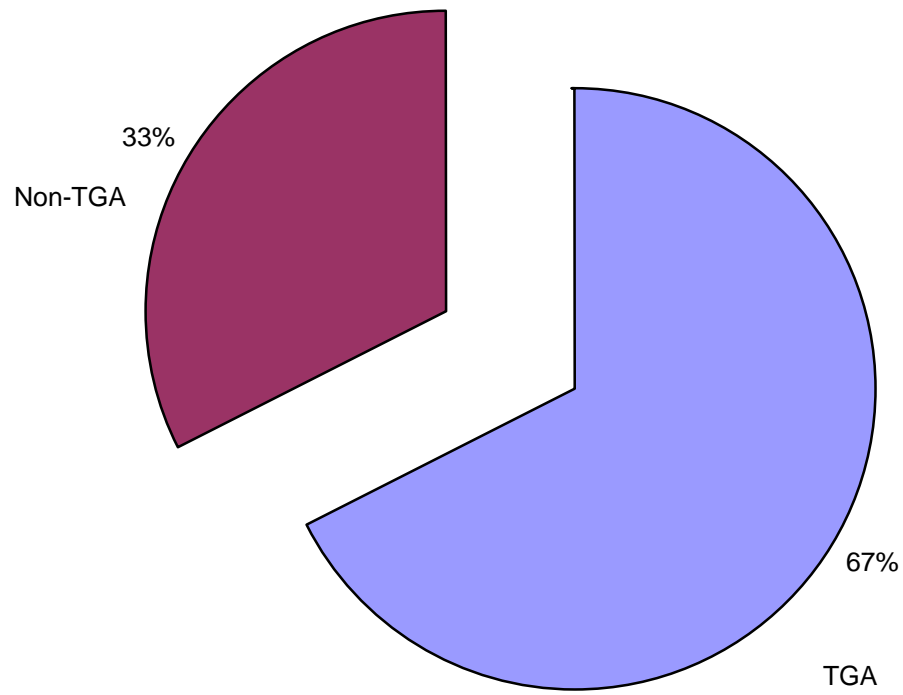
CAREAssist GROUP II  
Total Clients by Month of Service through 4th quarter of CY2008  
(January 2008 to December 2008)



CAREAssist Total CROUP II Costs through 4th quarter of CY2008:  
Percentage for TGA and Non-TGA



CAREAssist 40 Total GROUP II Clients through  
4th quarter of CY2008:  
Percentage in TGA and Non-TGA



**Oregon CAREAssist Program: GROUP II - Premium Payments**  
**4th qtr of Calendar Year 2008 - January 2008 through December 2008**

**Table 2A: GROUP II Costs for Premium Payments by Month of Service**

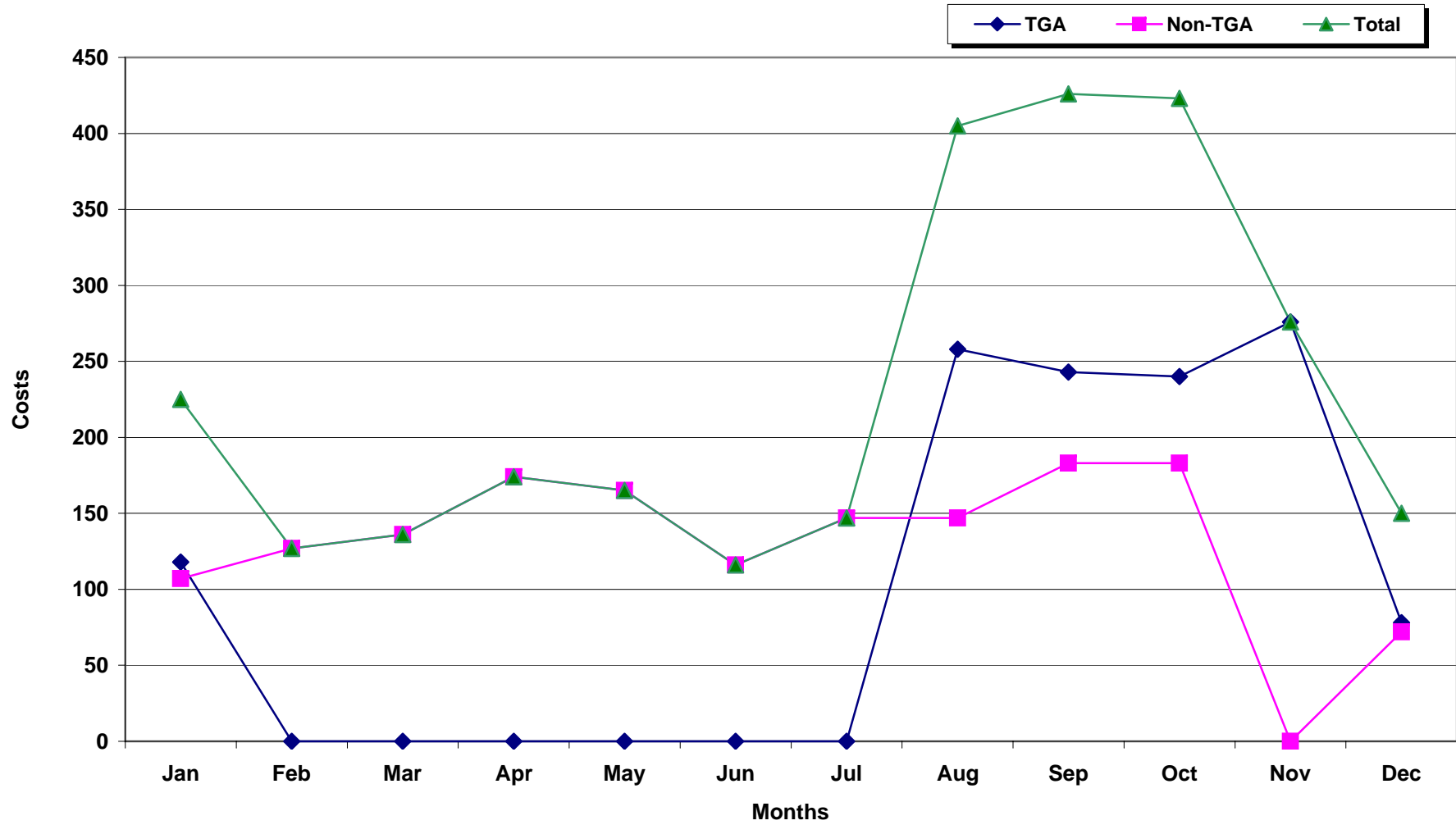
	Jan	Feb	Mar	Apr	May	Jun	Jul	Aug	Sep	Oct	Nov	Dec	Total	% of Total
<b>TGA</b>	118.00	0.00	0.00	0.00	0.00	0.00	0.00	258.00	243.00	240.00	276.00	78.00	1,213.00	43.8%
<b>Non-TGA</b>	107.00	127.00	136.00	174.00	165.00	116.00	147.00	147.00	183.00	183.00	0.00	72.00	1,557.00	56.2%
<b>Total</b>	225.00	127.00	136.00	174.00	165.00	116.00	147.00	405.00	426.00	423.00	276.00	150.00	2,770.00	100.0%

**Table 2B: GROUP II Number of Clients Receiving Premium Payments by Month of Service**

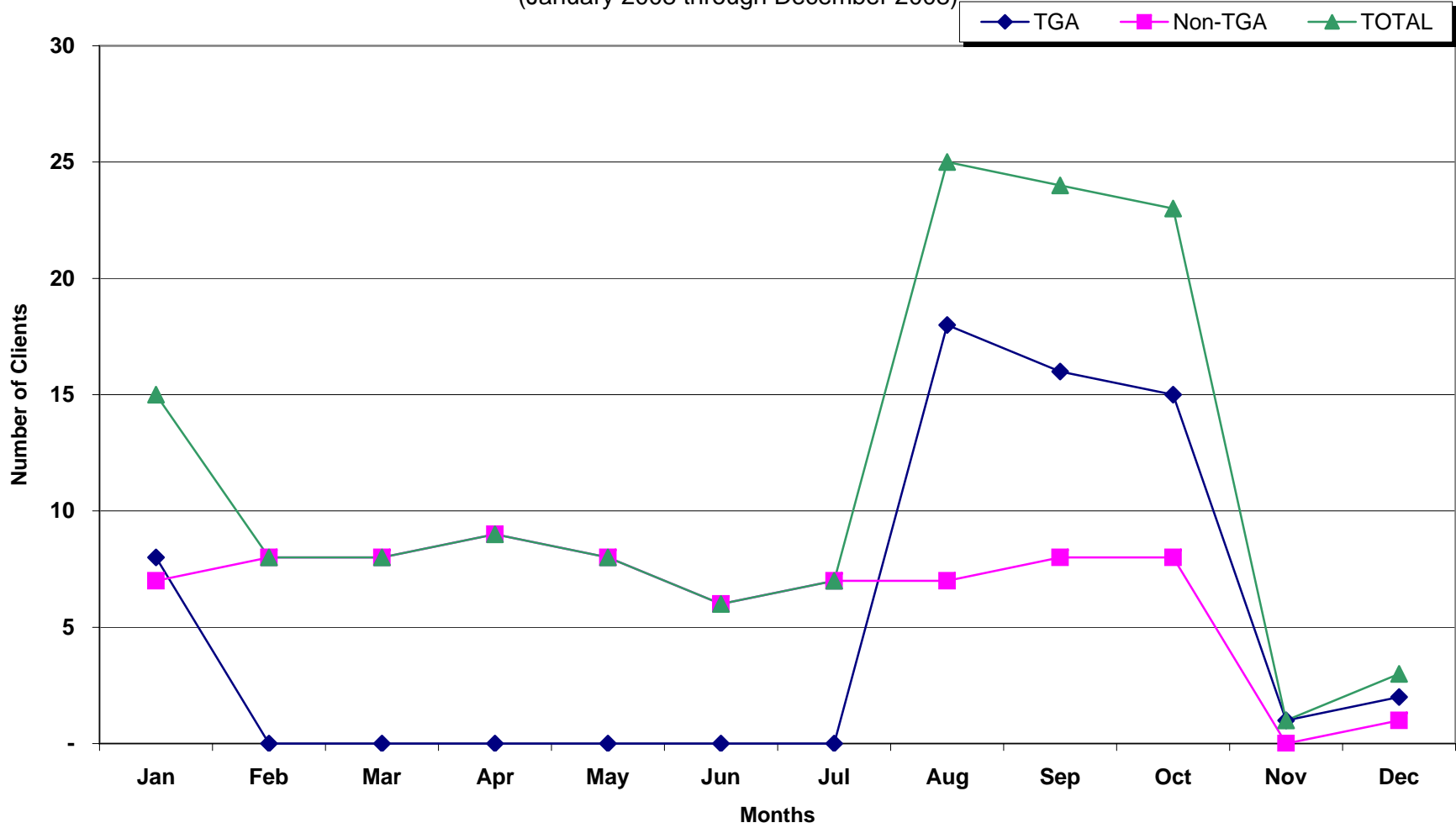
Clients	Jan	Feb	Mar	Apr	May	Jun	Jul	Aug	Sep	Oct	Nov	Dec	Total	% of Total
<b>TGA</b>	8	0	0	0	0	0	0	18	16	15	1	2	22	68.8%
<b>Non-TGA</b>	7	8	8	9	8	6	7	7	8	8	0	1	10	31.3%
<b>TOTAL</b>	15	8	8	9	8	6	7	25	24	23	1	3	32	100.0%

NOTE: Clients may have more than one monthly premium paid in the month of service

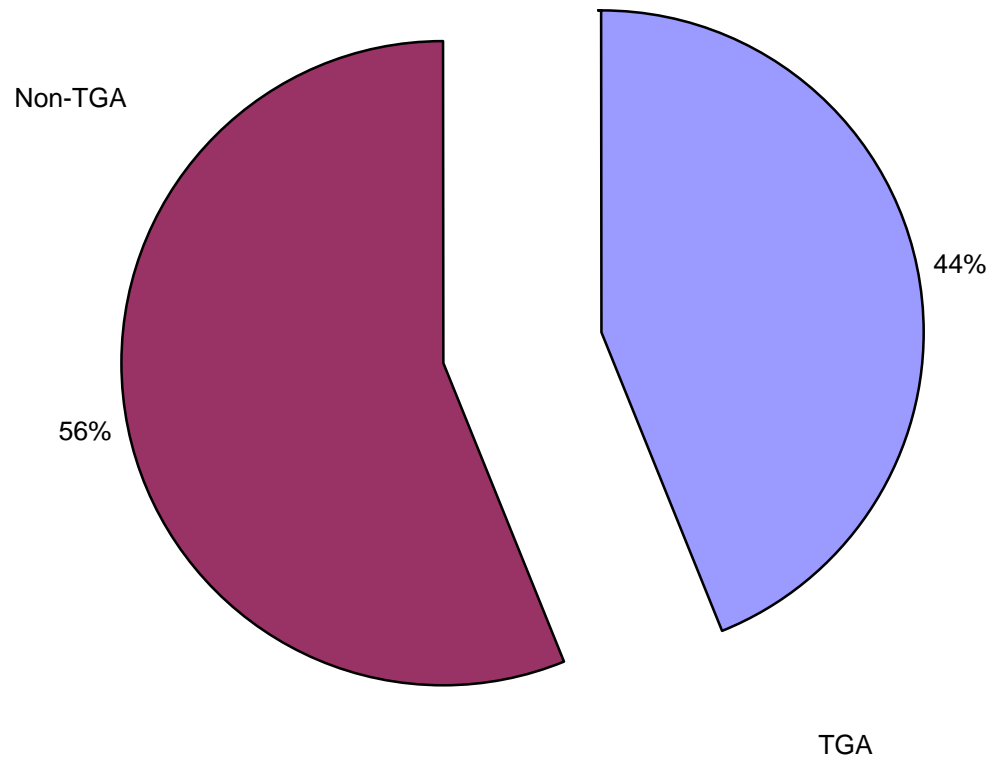
CAREAssist GROUP II  
Cost for Premium Payments by Month of Service through 4th quarter CY2008  
(January 2008 through December 2008)



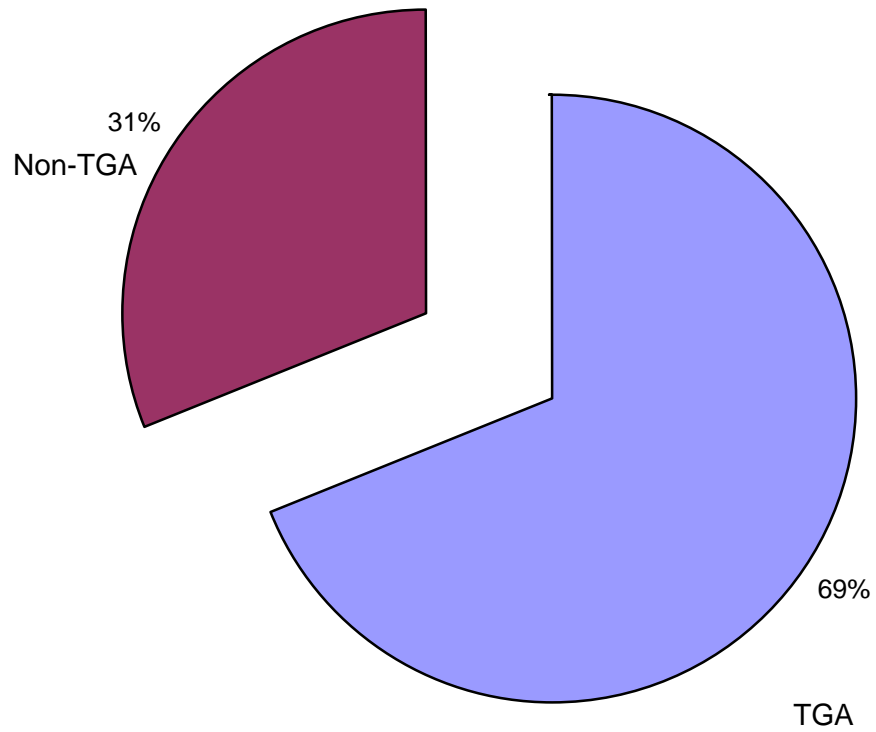
CAREAssist GROUP II  
Clients Receiving Premium Payments by Month of Service through 4th quarter CY2008  
(January 2008 through December 2008)



CAREAssist Group II Costs for Premium Payments through 4th quarter of CY2008:  
Percentage for TGA and Non-TGA



CAREAssist 32 Group II Clients Receiving Premium Payments  
through 4th quarter of CY2008:  
Percentage in TGA and Non-TGA



**Oregon CAREAssist Program: GROUP II - Medication Assistance**  
**4th quarter of Calendar Year 2008 - January 2008 through December 2008**

**Table 3A: GROUP II Costs for Medication Assistance by Month of Service**

	Jan	Feb	Mar	Apr	May	Jun	Jul	Aug	Sep	Oct	Nov	Dec	Total	% of Total
<b>TGA</b>	24.00	40.00	9.00	0.00	30.00	466.99	305.20	27.00	6.00	97.00	157.00	146.00	1,308.19	78.7%
<b>Non-TGA</b>	24.00	72.00	24.00	16.00	116.43	0.00	0.00	0.00	12.00	7.00	3.00	80.00	354.43	21.3%
<b>Total</b>	48.00	112.00	33.00	16.00	146.43	466.99	305.20	27.00	18.00	104.00	160.00	226.00	1,662.62	100.0%

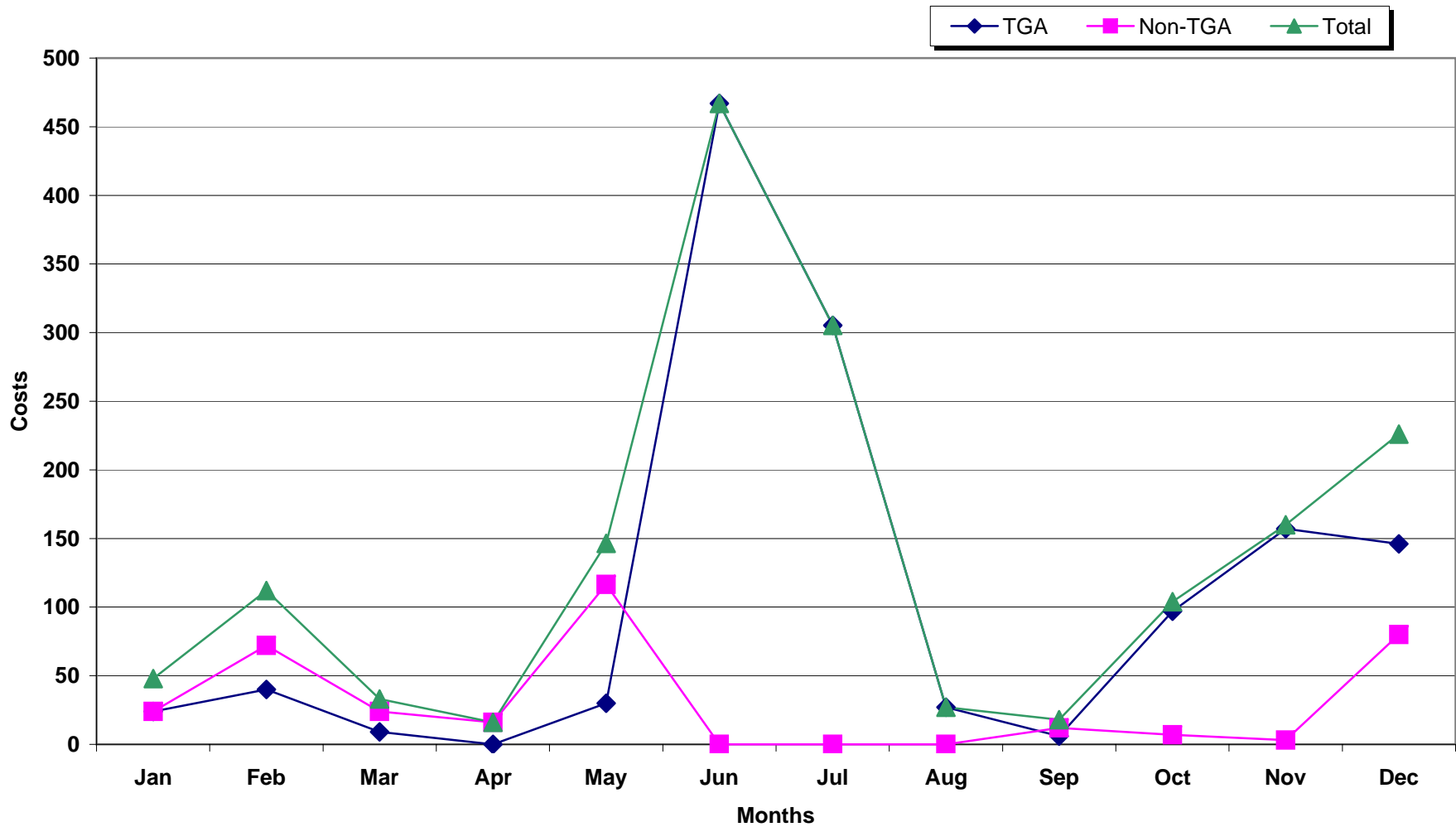
**Table 3B: GROUP II Number of Clients Receiving Medication Assistance by Month of Service**

	Jan	Feb	Mar	Apr	May	Jun	Jul	Aug	Sep	Oct	Nov	Dec	Total	% of Total
<b>TGA</b>	2	1	1	1	1	3	5	2	1	3	2	2	12	80.0%
<b>Non-TGA</b>	1	1	1	1	1	0	0	0	2	1	1	1	3	20.0%
<b>TOTAL</b>	3	2	2	2	2	3	5	2	3	4	3	3	15	100.0%

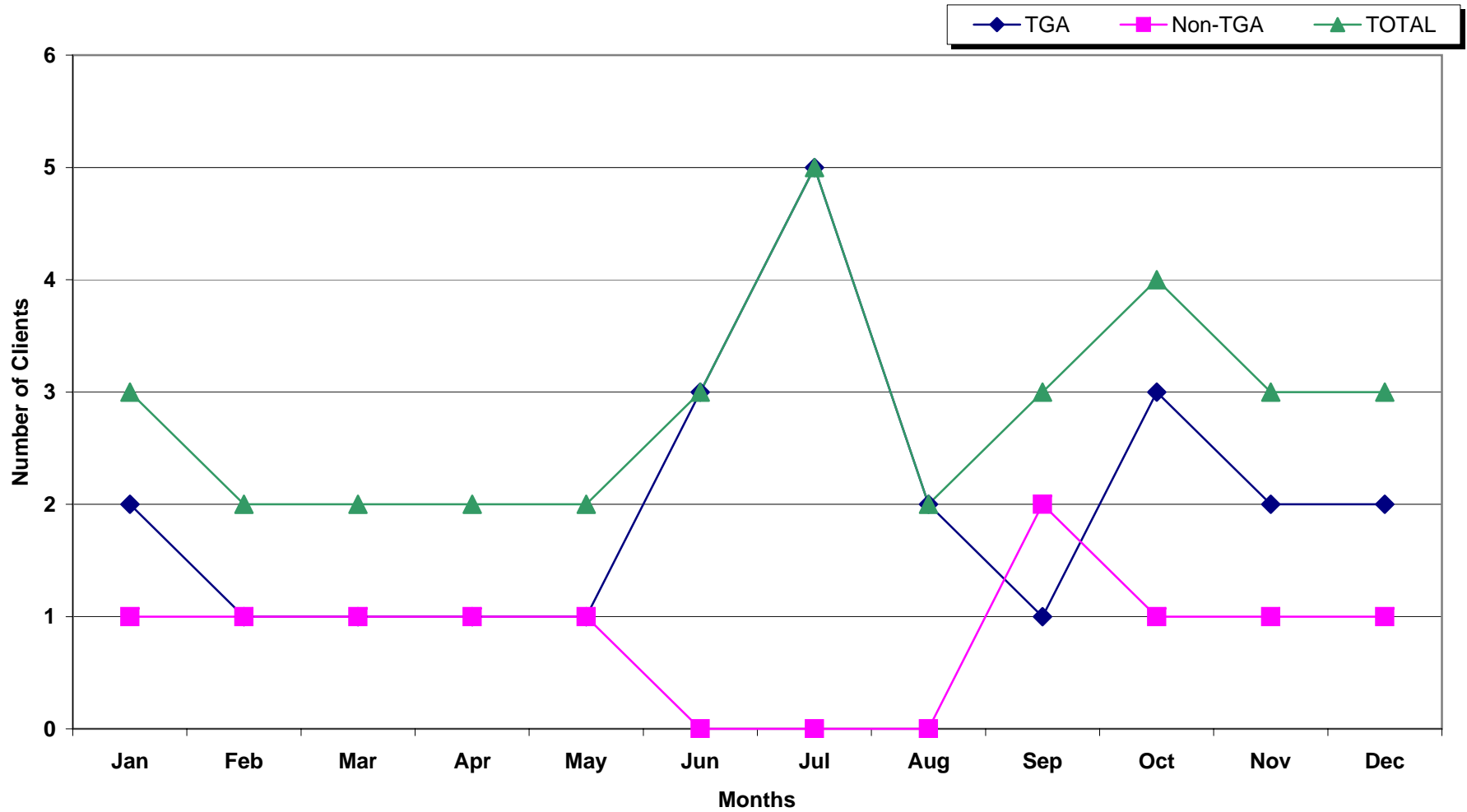
Notes:

- 1) Partial cost data for last two months reported because of the lag time in submission of billings for medications and medical co-pays.
- 2) There may be small adjustments in the data for late billings and/or refunds posted throughout the year.

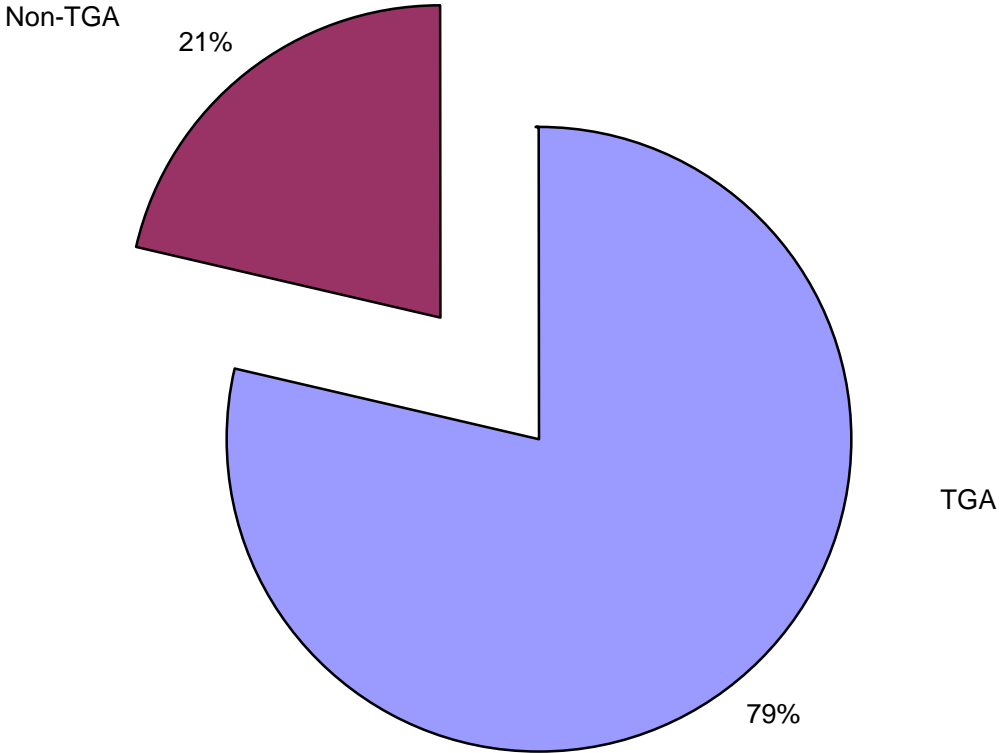
CAREAssist GROUP II  
 Costs for Medication Assistance through 4th quarter of CY2008  
 (January 2007 to September 2007)



CAREAssist GROUP II  
Clients Receiving Medication Assistance through 4th quarter of CY2008  
(January 2008 to December 2008)



CAREAssist GROUP II Medication Assistance through 4th quarter of CY2008:  
Percentage for TGA and Non-TGA



CAREAssist 15 GROUP II Clients Receiving Medication Assistance through  
4th quarter of CY2008:  
Percentage by TGA and Non-TGA  
only VA clients are eligible for Rx in GROUP II

