

Oregon Vital Events Registration System

Sign

The next step in Starting a New Case is to use **Biometric Authentication** to **Sign** and/or **Affirm** a Death Record.

An affirmation is used to record the fact that the medical certifier is accepting legal responsibility for the accuracy of the information provided. In many jurisdictions these are legally binding statements made under the penalty of perjury.

The DAVE™ application uses fingerprint verification for **Biometric Authentication**.

Before a user may electronically sign a certificate, the user must complete a biometric enrollment process. This process involves the identity verification of the user and then the capture of one or more fingerprints. These samples are stored in the **DAVE** database in a “biometric template” and are used for future comparison during authentication. Once enrollment and storage are complete, the **DAVE** application authenticates a user by matching the template against the current fingerprint scan. Comparison of the current scan and the template results in a simple binary yes/no match.

To **Sign** or **Affirm** a death record, place a checkmark in the **Affirm the following:** checkbox and click the **Affirm** button.

313 :Marcus Test OCT-04-2005

Affirmations

Affirm the following:

By submitting this information, I affirm under the penalty of perjury that I am the authorized signer whose name will appear on this certificate.

Affirm Clear Return

Place an 'X' in the affirmation box and then click on the **Affirm** button.

Oregon Vital Events Registration System

Clicking the **Affirm** button will cause the page to refresh and the instruction **1 – Place finger** to display.

313 :Marcus Test OCT-04-2005

Affirmations

Affirm the following:

By submitting this information, I affirm under the penalty of perjury that I am the authorized signer whose name will appear on this certificate.

1 - Place finger.

Affirm Clear Return

Place a biometrically enrolled finger on the fingerprint scanner. The scanner will 'read' your fingerprint and display it onscreen. Once the fingerprint has been read the message Finger print acquired will be displayed.

313 :Marcus Test OCT-04-2005

Affirmations

Affirm the following:

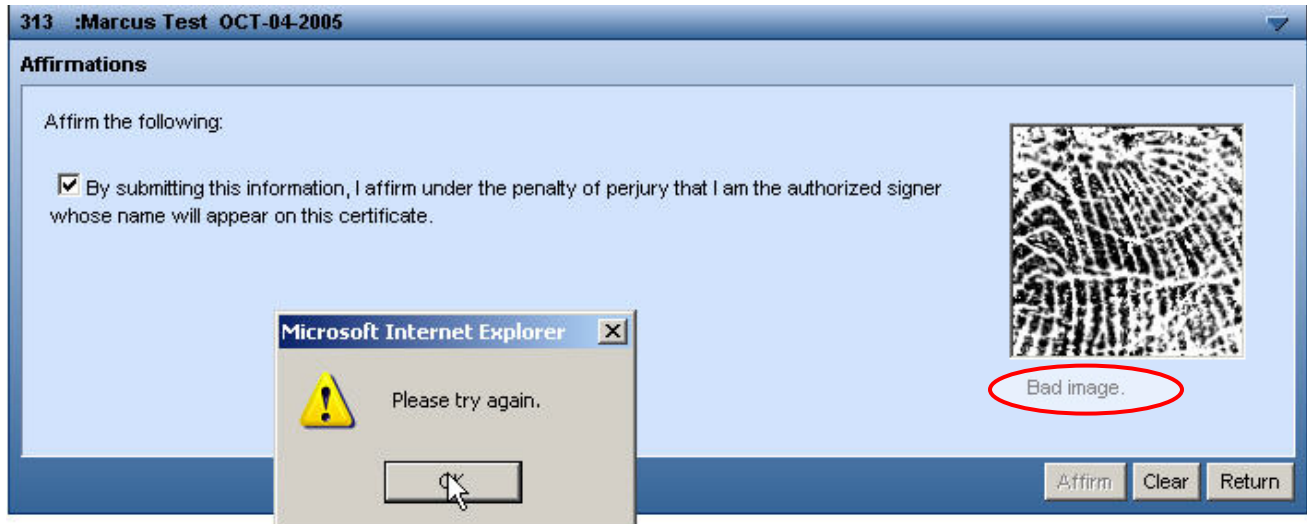
By submitting this information, I affirm under the penalty of perjury that I am the authorized signer whose name will appear on this certificate.

Finger print acquired.


Affirm Clear Return

Oregon Vital Events Registration System


If the fingerprint could not be read, an error message will be displayed.



If the fingerprint could be read, but did not match any prints on record, a different error will appear:



If the fingerprint can be read and matched to a user enrolled print in the DAVE database then the record will be officially signed/affirmed and an **Authentication Successful** message displayed:



Click the **Return** button to return to the **Decedent** page of the **Death Registration Menu**.