

Your Community in Focus

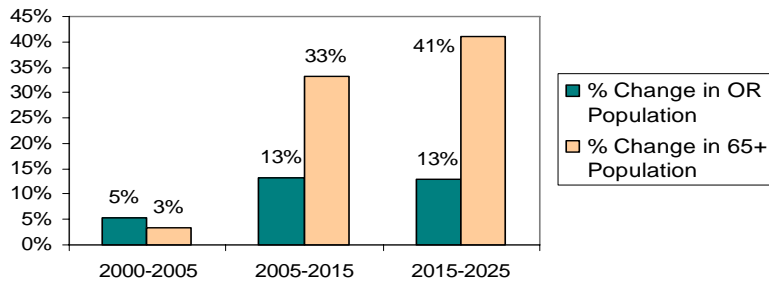
CLATSOP COUNTY



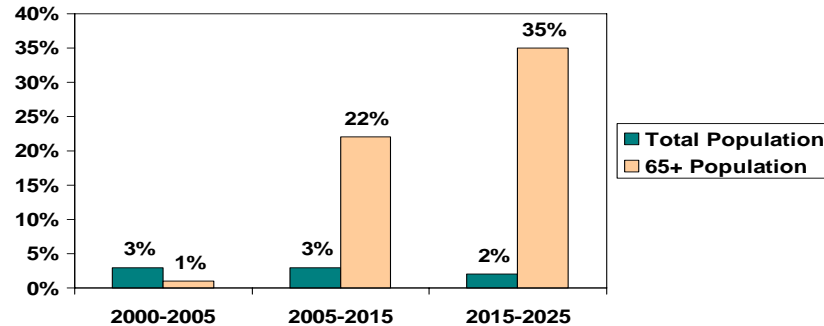
2000 Census Figures	Oregon	Clatsop County	Astoria	Cannon Beach	Gearhart	Seaside	Warrenton
Population in 2000:	3,421,399	35,630	9,807	1,600	948	5,822	4,082
% Population 65+ :	13%	16%	16%	15%	17%	20%	13%
Mid-Range Income:	\$40,916	\$36,301	\$33,011	\$39,271	\$43,047	\$31,074	\$33,472
Homeownership Rate:	64%	64%	52%	61%	78%	48%	66%
% Housing Cost Burden:	56%	55%	56%	58%	59%	65%	55%
% Severe Housing Cost Burden:	29%	28%	31%	23%	30%	29%	27%
Poverty Rate:	12%	13%	16%	12%	6%	16%	14%
Elderly Poverty Rate:	8%	8%	10%	2%	7%	11%	12%



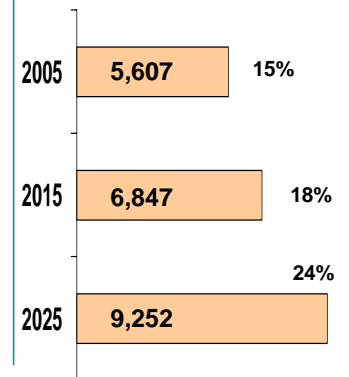
Growth Rate of Oregon's Aging Population



Growth Rate Of Clatsop County's Aging Population

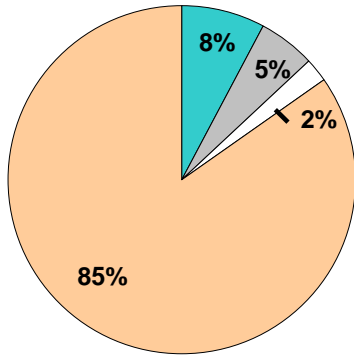


Clatsop County Projected 65+ Population and % of general population

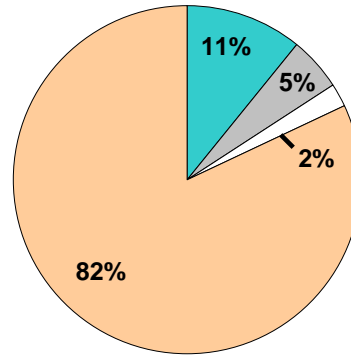


Our population is aging in Clatsop County

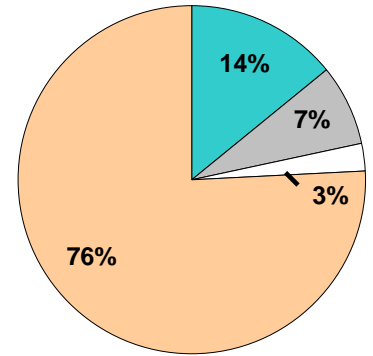
2005 Population



2015 Population



2025 Population




- Under 65
- 65 - 74
- 75 - 84
- 85 +

Age Group	2005	2015	2025
Under 65	31,127	30,805	29,038
65-74	2,854	4,096	5,407
75-84	1,968	1,885	2,853
85 +	784	866	992

Will our facilities meet the needs of Clatsop County seniors?

Facility Type	Count	Available	Occupied
Physicians per 1000 (2004 Data)	1.51	--	--
Hospitals	2	--	--
Community Facilities	155	1011	805
Nursing Homes	2	81	73



Today: Employee of the Year

Tomorrow: Will he be able to find the help he needs in 2015?

**Clatsop County
Projected Medicaid Needs**

Seniors receiving Medicaid-funded long-term care and other Medicaid assistance:

2005

2015

2025

441

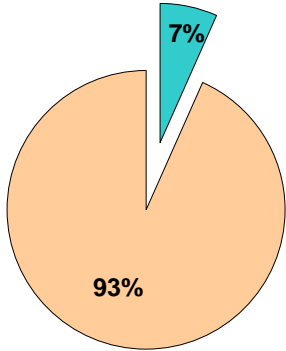
538

727

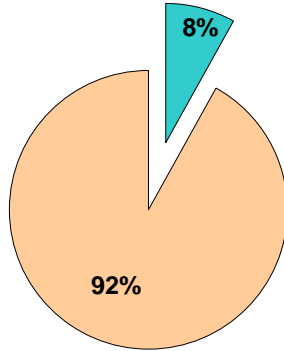
Our Need for Long Term Care is Growing

Clatsop County

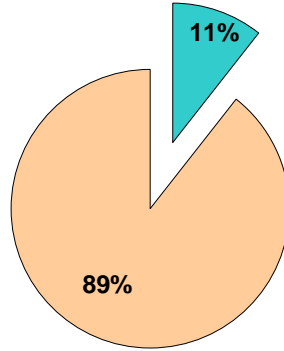
2005



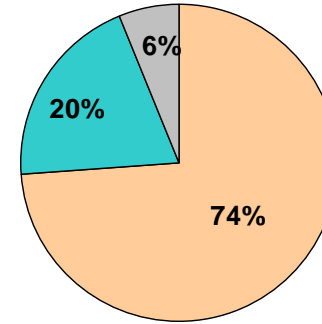
2015



2025



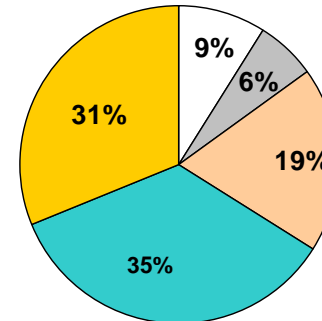
National % of Seniors Needing Assistance Due to Disability



- No Disabilities
- Need assistance with 1-3 activities of daily living
- Need assistance with 3 or more activities of daily living

Source: Joshua M. Weiner, 2002 National Health and Retirement Study

National % of Seniors and Federal Poverty Level (Monthly Income)



- Less than \$798
- \$798 - \$897
- \$898 - \$1588
- \$1589 - \$3192
- Over \$3192

Source: Joshua M. Weiner, 2002 National Health and Retirement Study

2005

2015

2025

■ Need Long Term Care

2,459

3,003

4,057

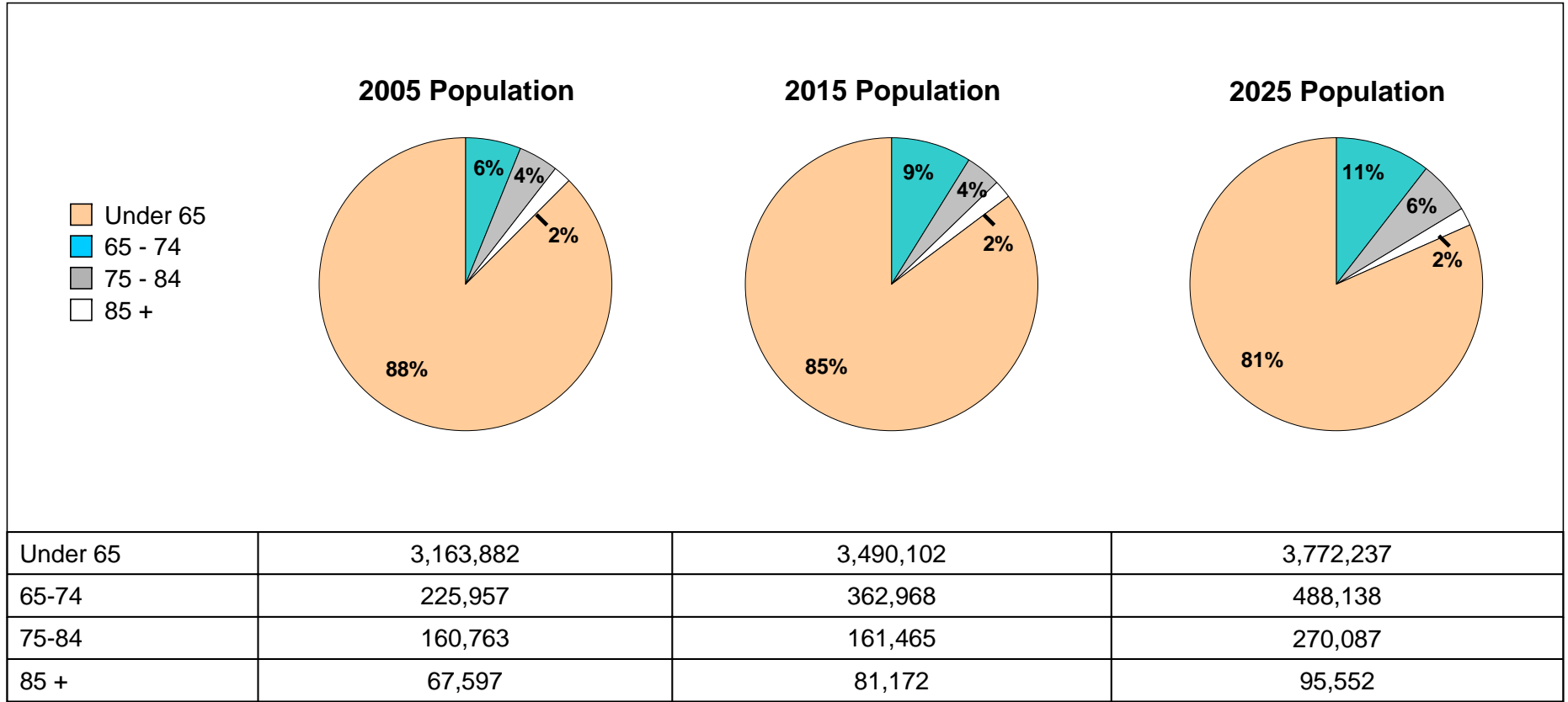
■ Do not need Long Term Care

34,275

34,650

34,233

Total Oregon Population Growth



Sources: Data Place of US Census Data (<http://www.dataplace.org>), Office of Economic Analysis (http://www.oregon.gov/DAS/OEA/docs/demographic/pop_by_ageandsex.xls), DHS Seniors/Physical Disabilities Data (http://www.oregon.gov/DHS/spd/data/providers/capacity_0511.pdf), Joshua M. Weiner, 2002 National Health and Retirement Study, OHSU Office of Rural Health Physician Data for Oregon (<http://www.ohsu.edu/oregonruralhealth/rhresourcepg.html>)