

# Your Community in Focus

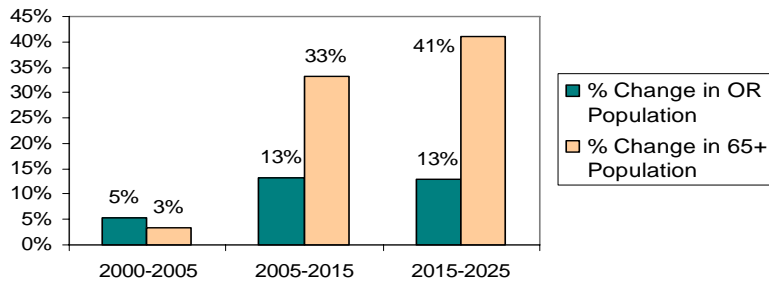
# COLUMBIA COUNTY



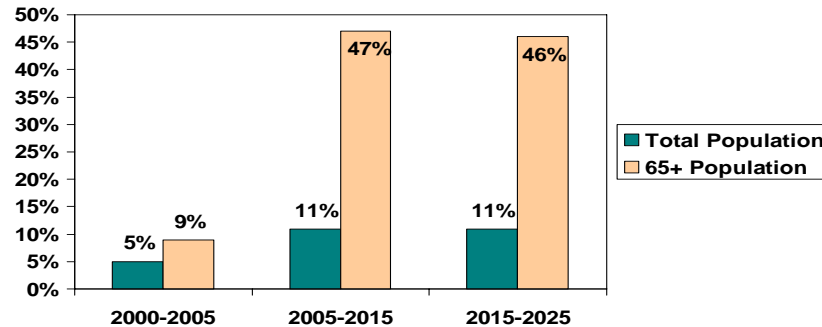
2000 Census Figures	Oregon	Columbia County	Clatskanie	Columbia City	Prescott	Rainier	Scappoose	St. Helens	Vernonia
Population in 2000:	3,421,399	43,560	1,573	1,574	94	1,728	4,933	10,134	2,254
% Population 65+ :	13%	12%	15%	14%	18%	14%	12%	9%	10%
Mid-Range Income:	\$40,916	\$45,797	\$35,833	\$59,545	\$40,000	\$41,949	\$47,796	\$40,648	\$41,181
Homeownership Rate:	64%	76%	66%	86%	76%	65%	72%	63%	80%
% Housing Cost Burden:	56%	46%	44%	58%	17%	55%	47%	45%	58%
% Severe Housing Cost Burden:	29%	21%	18%	30%	0%	28%	22%	18%	28%
Poverty Rate:	12%	9%	12%	5%	7%	10%	6%	12%	10%
Elderly Poverty Rate:	8%	7%	12%	4%	0%	6%	7%	5%	6%



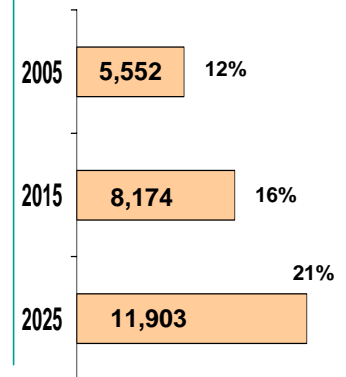
### Growth Rate of Oregon's Aging Population



### Growth Rate Of Columbia County's Aging Population

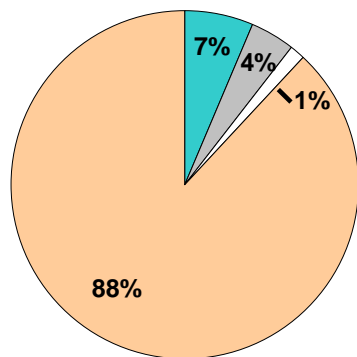


### Columbia County Projected 65+ Population and % of general population

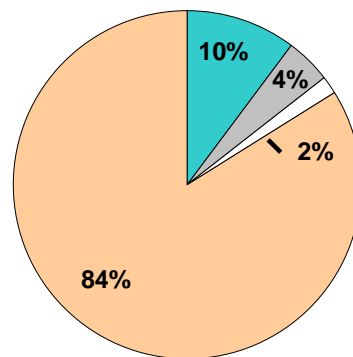


# Our population is aging in Columbia County

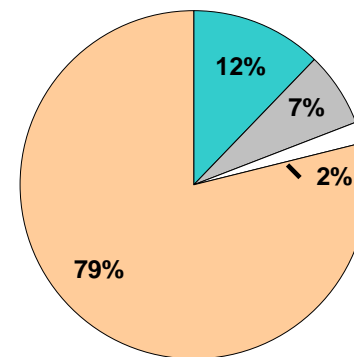
## 2005 Population



## 2015 Population



## 2025 Population



- Under 65
- 65 - 74
- 75 - 84
- 85 +

Under 65	40,426	42,708	44,451
65-74	2,995	5,161	6,951
75-84	1,872	2,137	3,823
85 +	685	875	1,129

## Will our facilities meet the needs of Columbia County seniors?

Facility Type	Count	Available	Occupied
Physicians per 1000 (2004 Data)	0.35	--	--
Hospitals	0	--	--
Community Facilities	10	288	280
Nursing Homes	2	102	82



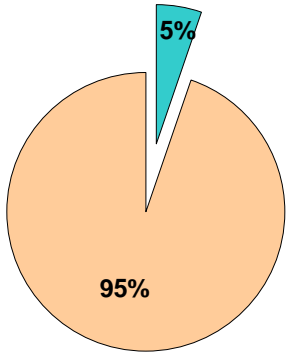
*Today: Employee of the Year*

*Tomorrow: Will he be able to find the help he needs in 2015?*

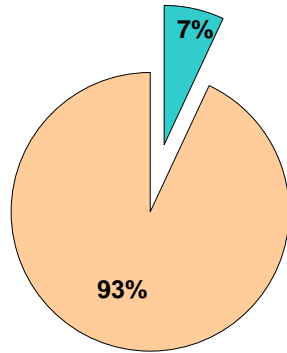
## Our Need for Long Term Care is Growing

### Columbia County

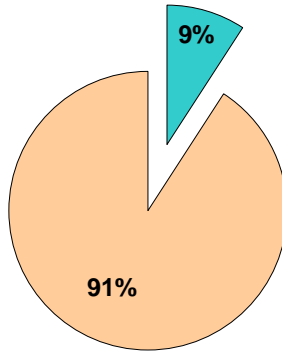
2005



2015



2025



2005

2015

2025

Need Long Term Care

2,435

3,585

5,220

Do not need Long Term Care

43,543

47,297

51,135

### Columbia County Projected Medicaid Needs

2005

2015

2025

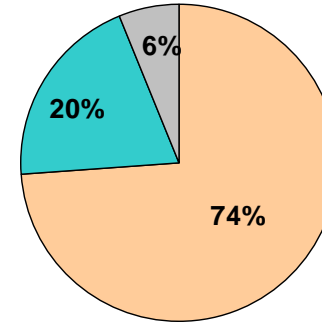
Seniors receiving Medicaid-funded long-term care and other Medicaid assistance:

436

643

936

### National % of Seniors Needing Assistance Due to Disability



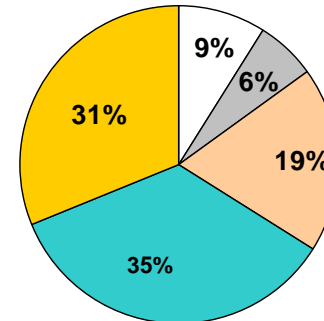
No Disabilities

Need assistance with 1-3 activities of daily living

Need assistance with 3 or more activities of daily living

Source: Joshua M. Weiner, 2002 National Health and Retirement Study

### National % of Seniors and Federal Poverty Level (Monthly Income)



Less than \$798

\$798 - \$897

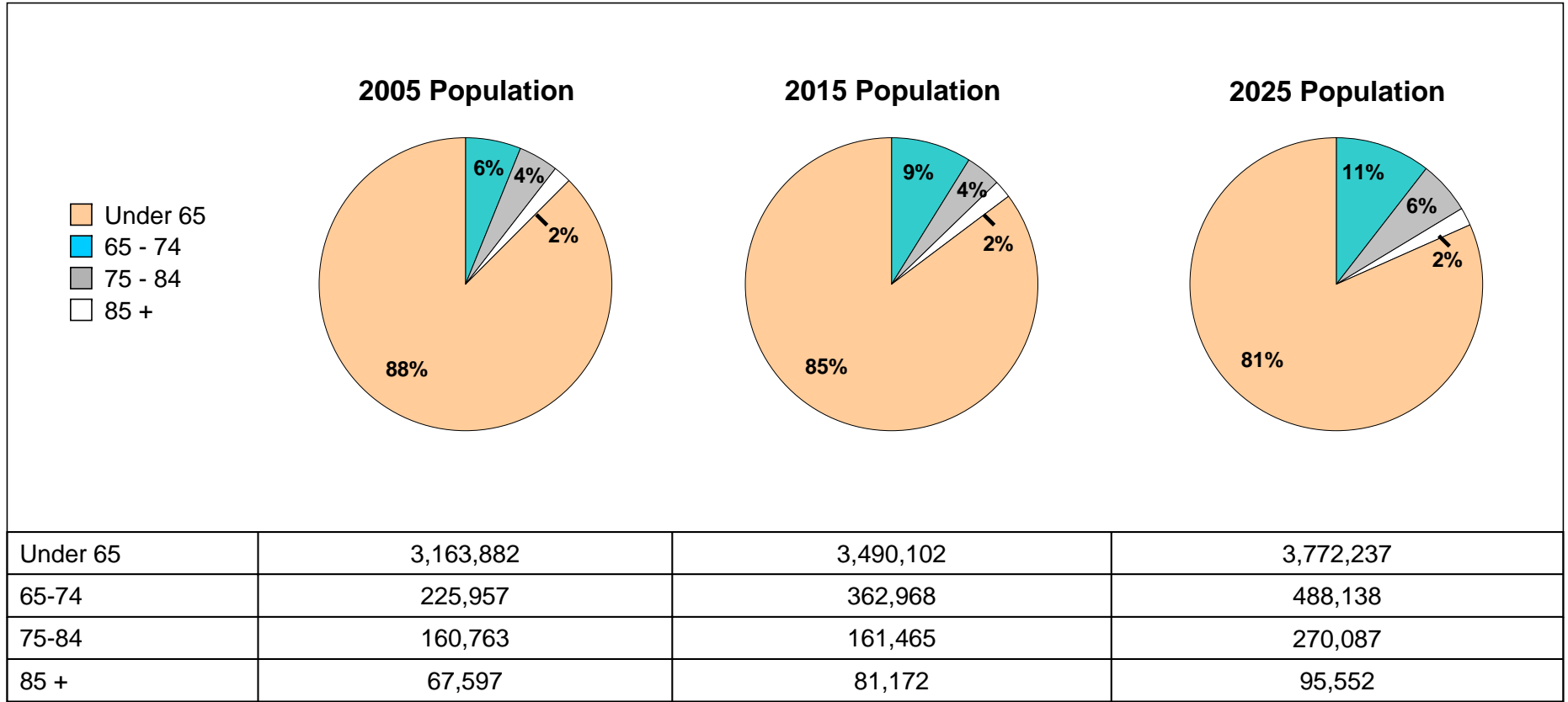
\$898 - \$1588

\$1589 - \$3192

Over \$3192

Source: Joshua M. Weiner, 2002 National Health and Retirement Study

# Total Oregon Population Growth



Sources: Data Place of US Census Data (<http://www.dataplace.org>), Office of Economic Analysis ([http://www.oregon.gov/DAS/OEA/docs/demographic/pop\\_by\\_ageandsex.xls](http://www.oregon.gov/DAS/OEA/docs/demographic/pop_by_ageandsex.xls)), DHS Seniors/Physical Disabilities Data ([http://www.oregon.gov/DHS/spd/data/providers/capacity\\_0511.pdf](http://www.oregon.gov/DHS/spd/data/providers/capacity_0511.pdf)), Joshua M. Weiner, 2002 National Health and Retirement Study, OHSU Office of Rural Health Physician Data for Oregon (<http://www.ohsu.edu/oregonruralhealth/rhresourcepg.html>)