

Your Community in Focus

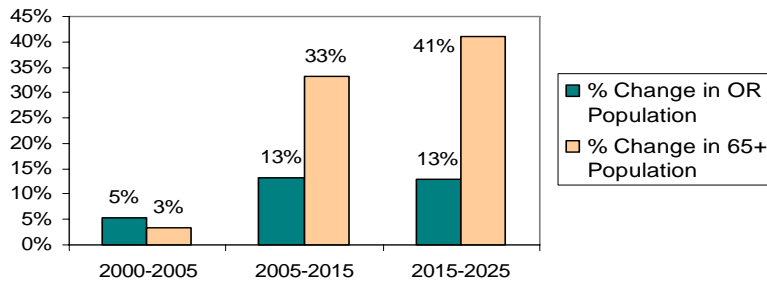
CURRY COUNTY



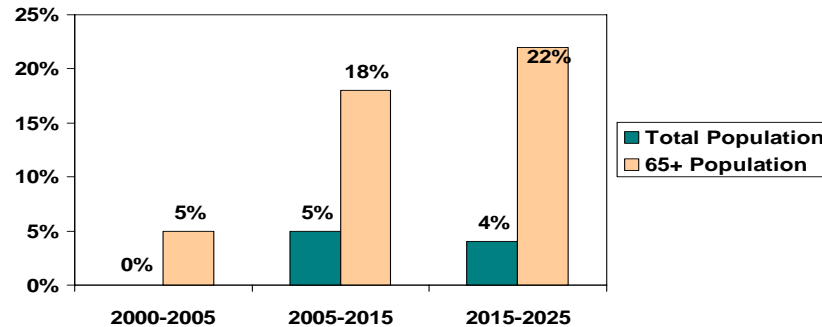
2000 Census Figures	Oregon	Curry County	Brookings	Gold Beach	Harbor	Port Orford
Population in 2000:	3,421,399	21,137	5,363	1,864	2,688	1,153
% Population 65+ :	13%	27%	24%	16%	38%	27%
Mid-Range Income:	\$40,916	\$30,117	\$31,656	\$30,243	\$22,829	\$23,289
Homeownership Rate:	64%	73%	55%	64%	80%	70%
% Housing Cost Burden:	56%	51%	52%	55%	42%	53%
% Severe Housing Cost Burden:	29%	26%	24%	21%	25%	21%
Poverty Rate:	12%	12%	12%	12%	15%	18%
Elderly Poverty Rate:	8%	11%	10%	7%	14%	9%



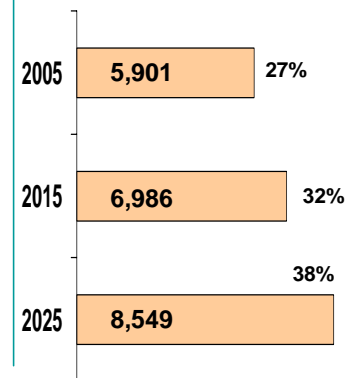
Growth Rate of Oregon's Aging Population



Growth Rate Of Curry County's Aging Population

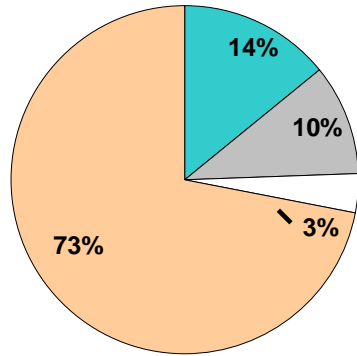


Curry County Projected 65+ Population and % of general population

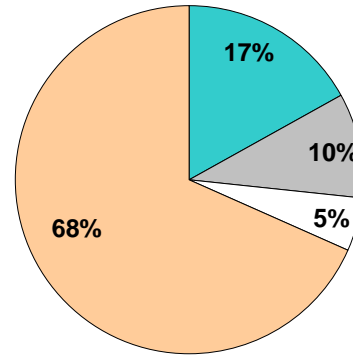


Our population is aging in Curry County

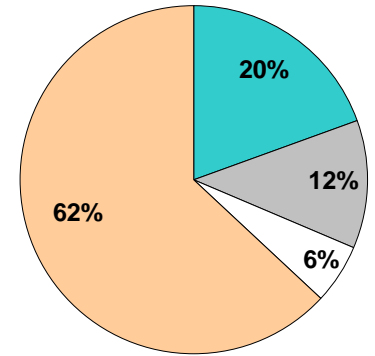
2005 Population



2015 Population



2025 Population



- Under 65
- 65 - 74
- 75 - 84
- 85 +

Under 65	15,215	15,126	14,508
65-74	2,991	3,777	4,512
75-84	2,171	2,124	2,757
85 +	739	1,085	1,280

Will our facilities meet the needs of Curry County seniors?

Facility Type	Count	Available	Occupied
Physicians per 1000 (2004 Data)	1.42	--	--
Hospitals	1	--	--
Community Facilities	15	217	199
Nursing Homes	1	71	48



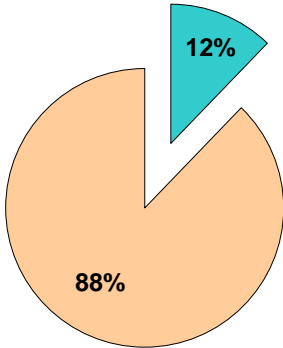
Today: Employee of the Year

Tomorrow: Will he be able to find the help he needs in 2015?

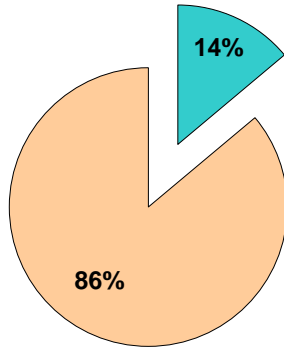
Our Need for Long Term Care is Growing

Curry County

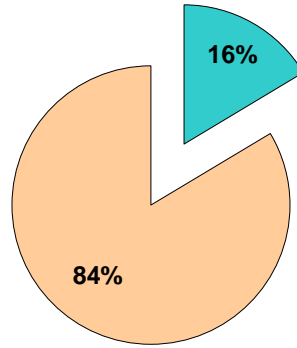
2005



2015



2025



2005

2015

2025

Need Long Term Care

2,588

3,063

3,749

Do not need Long Term Care

18,528

19,048

19,308

Curry County Projected Medicaid Needs

2005

2015

2025

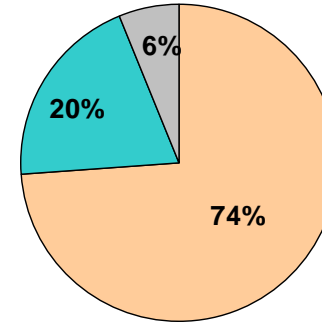
Seniors receiving Medicaid-funded long-term care and other Medicaid assistance:

464

549

672

National % of Seniors Needing Assistance Due to Disability



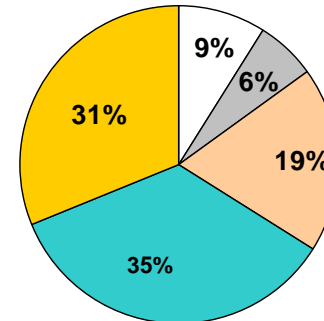
No Disabilities

Need assistance with 1-3 activities of daily living

Need assistance with 3 or more activities of daily living

Source: Joshua M. Weiner, 2002 National Health and Retirement Study

National % of Seniors and Federal Poverty Level (Monthly Income)



Less than \$798

\$798 - \$897

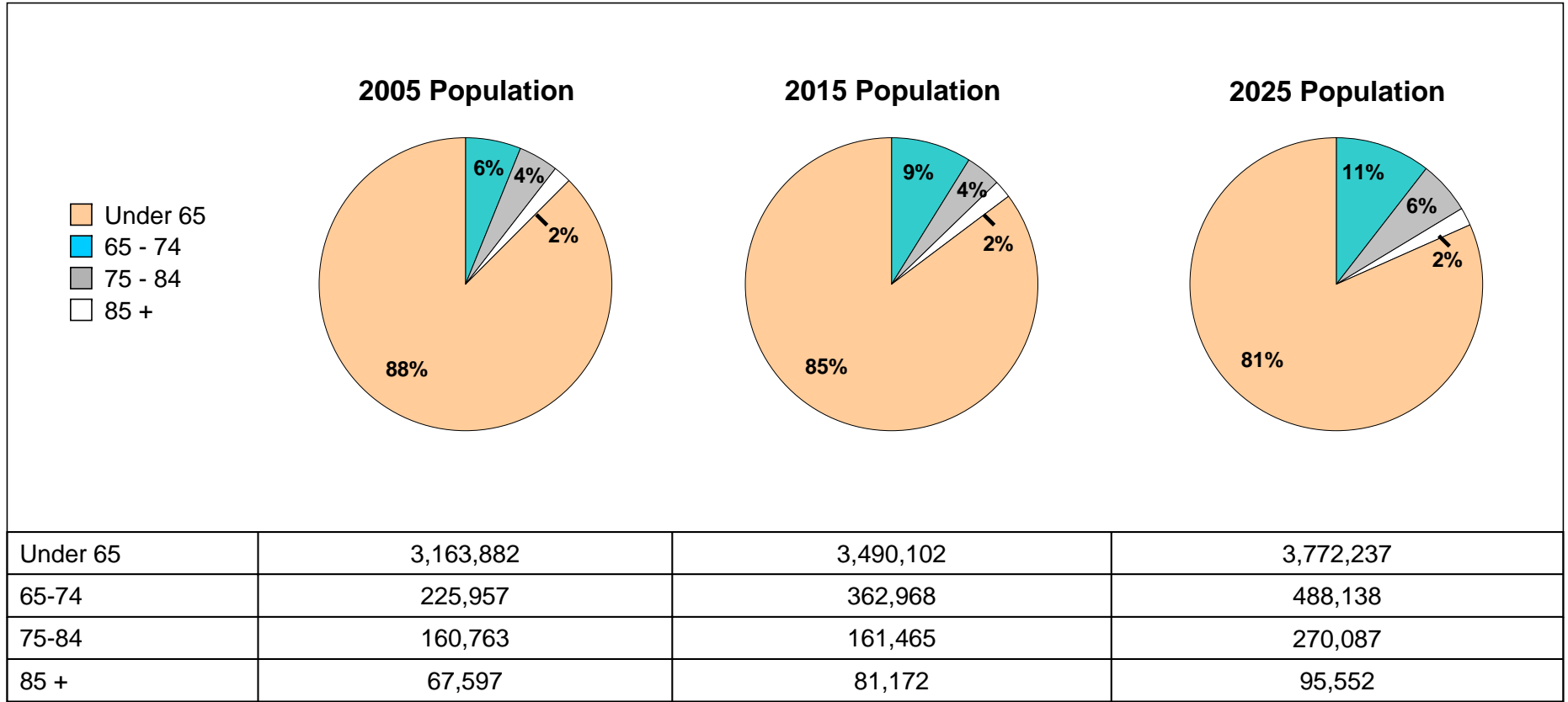
\$898 - \$1588

\$1589 - \$3192

Over \$3192

Source: Joshua M. Weiner, 2002 National Health and Retirement Study

Total Oregon Population Growth



Sources: Data Place of US Census Data (<http://www.dataplace.org>), Office of Economic Analysis (http://www.oregon.gov/DAS/OEA/docs/demographic/pop_by_ageandsex.xls), DHS Seniors/Physical Disabilities Data (http://www.oregon.gov/DHS/spd/data/providers/capacity_0511.pdf), Joshua M. Weiner, 2002 National Health and Retirement Study, OHSU Office of Rural Health Physician Data for Oregon (<http://www.ohsu.edu/oregonruralhealth/rhresourcepg.html>)