

Your Community in Focus

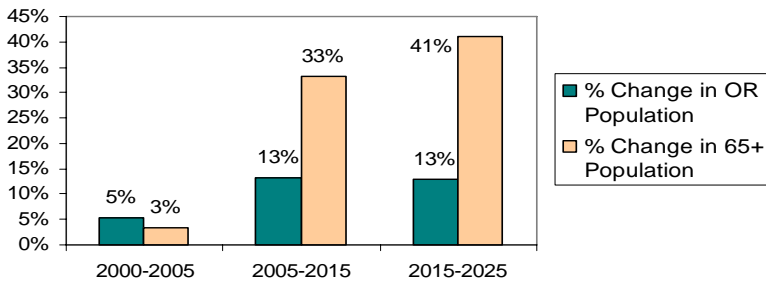
DESCHUTES COUNTY



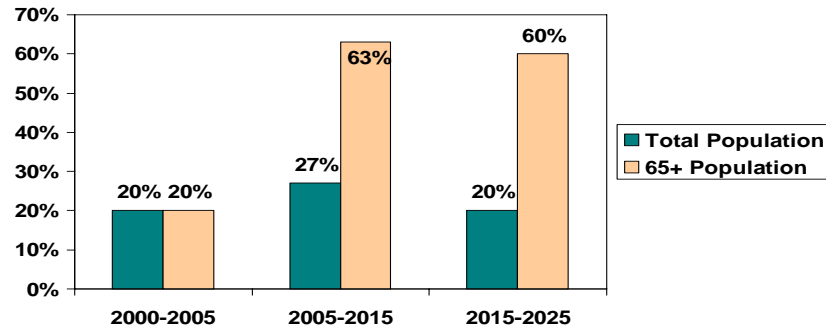
2000 Census Figures	Oregon	Deschutes County	Bend	Deschutes River Woods	La Pine	Redmond	Sisters	Terrebonne	Three Rivers
Population in 2000:	3,421,399	115,367	51,808	4,749	5,990	13,815	912	1,574	2,345
% Population 65+ :	13%	13%	12%	9%	20%	13%	13%	12%	8%
Mid-Range Income:	\$40,916	\$41,847	\$40,857	\$42,717	\$29,859	\$33,701	\$35,000	\$37,674	\$33,939
Homeownership Rate:	64%	72%	63%	85%	81%	61%	63%	78%	69%
% Housing Cost Burden:	56%	58%	63%	52%	42%	56%	46%	39%	70%
% Severe Housing Cost Burden:	29%	29%	32%	31%	16%	23%	23%	10%	41%
Poverty Rate:	12%	9%	11%	9%	13%	10%	10%	8%	17%
Elderly Poverty Rate:	8%	6%	6%	2%	12%	8%	11%	14%	20%



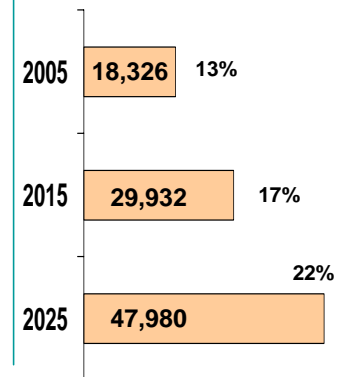
Growth Rate of Oregon's Aging Population



Growth Rate Of Deschutes County's Aging Population

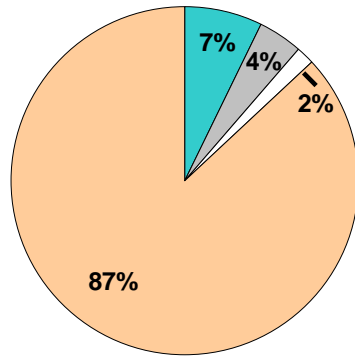


Deschutes County Projected 65+ Population and % of general population

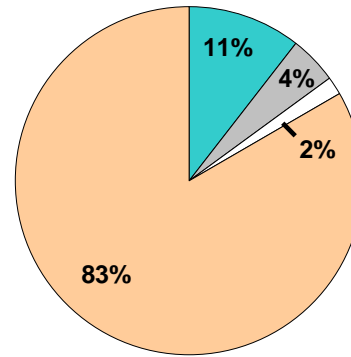


Our population is aging in Deschutes County

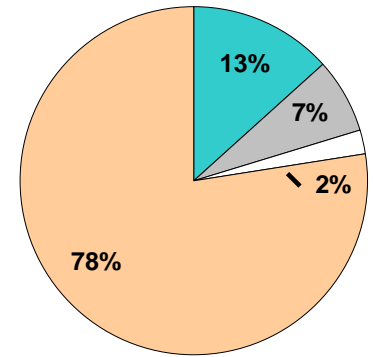
2005 Population



2015 Population



2025 Population



- Under 65
- 65 - 74
- 75 - 84
- 85 +

Age Group	2005	2015	2025
Under 65	121,668	148,486	166,499
65-74	10,036	18,973	28,844
75-84	6,033	7,592	14,459
85 +	2,257	3,367	4,677

Will our facilities meet the needs of Deschutes County seniors?

Facility Type	Count	Available	Occupied
Physicians per 1000 (2004 Data)	2.36	--	--
Hospitals	2	--	--
Community Facilities	58	861	705
Nursing Homes	4	253	132



Today: Employee of the Year

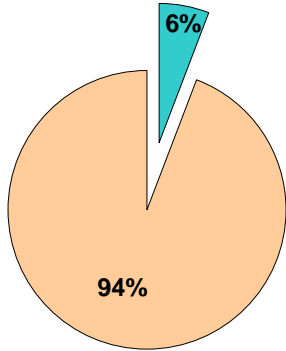
Tomorrow: Will he be able to find the help he needs in 2015?

Deschutes County Projected Medicaid Needs	2005	2015	2025
Seniors receiving Medicaid-funded long-term care and other Medicaid assistance:	1440	2353	3771

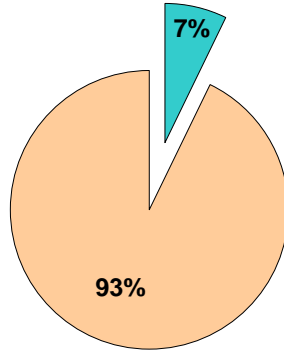
Our Need for Long Term Care is Growing

Deschutes County

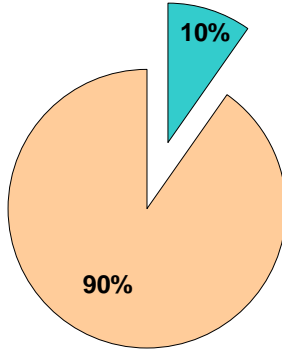
2005



2015



2025



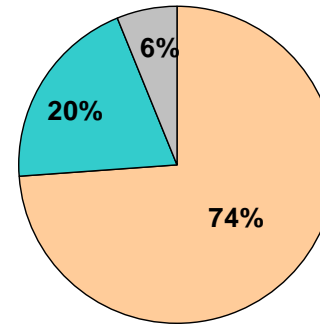
2005

2015

2025

Need Long Term Care	8,036	13,125	21,040
Do not need Long Term Care	131,958	165,292	193,439

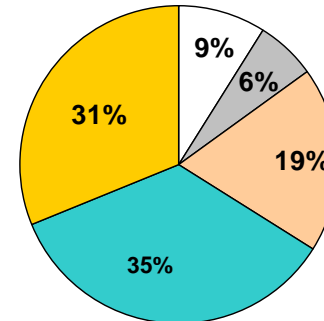
National % of Seniors Needing Assistance Due to Disability



- No Disabilities
- Need assistance with 1-3 activities of daily living
- Need assistance with 3 or more activities of daily living

Source: Joshua M. Weiner, 2002 National Health and Retirement Study

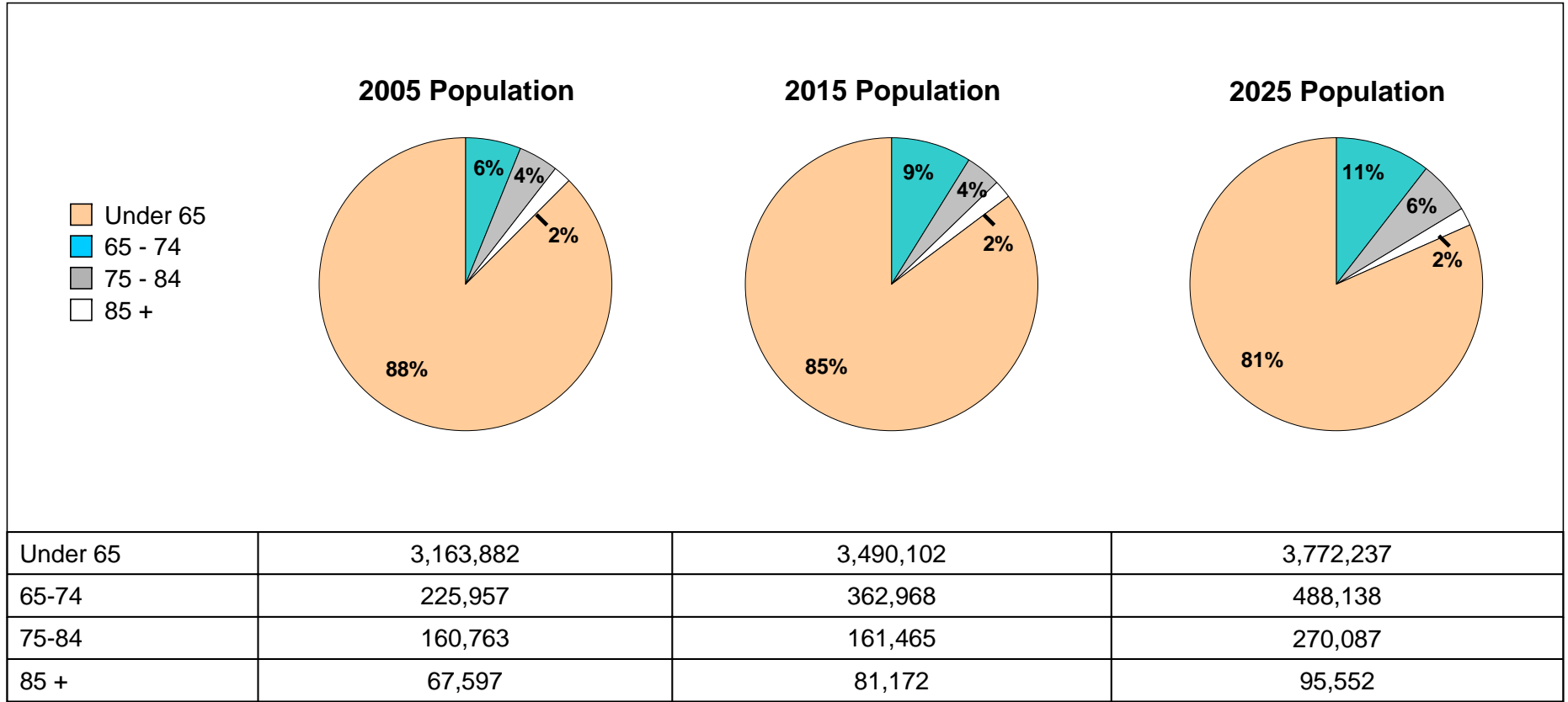
National % of Seniors and Federal Poverty Level (Monthly Income)



- Less than \$798
- \$798 - \$897
- \$898 - \$1588
- \$1589 - \$3192
- Over \$3192

Source: Joshua M. Weiner, 2002 National Health and Retirement Study

Total Oregon Population Growth



Sources: Data Place of US Census Data (<http://www.dataplace.org>), Office of Economic Analysis (http://www.oregon.gov/DAS/OEA/docs/demographic/pop_by_ageandsex.xls), DHS Seniors/Physical Disabilities Data (http://www.oregon.gov/DHS/spd/data/providers/capacity_0511.pdf), Joshua M. Weiner, 2002 National Health and Retirement Study, OHSU Office of Rural Health Physician Data for Oregon (<http://www.ohsu.edu/oregonruralhealth/rhresourcepg.html>)