

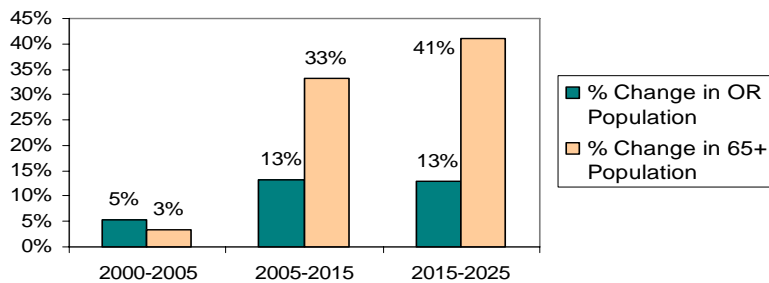
Your Community in Focus

DOUGLAS COUNTY

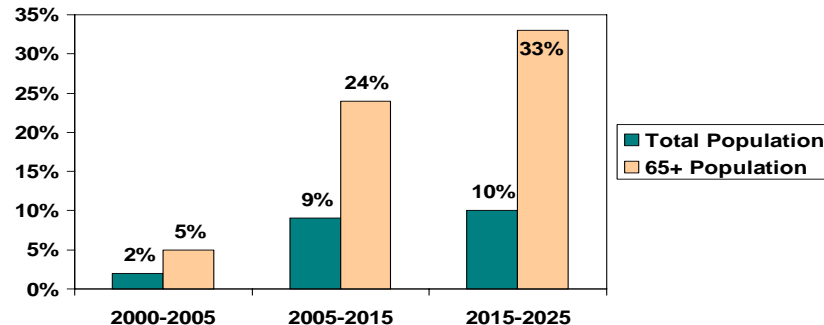
2000 Census Figures	Oregon	Douglas County	Green	Myrtle Creek	Reedsport	Roseburg	Roseburg North	Sutherlin	Winston
Population in 2000:	3,421,399	100,399	6,091	3,466	4,270	20,039	5,492	6,579	4,596
% Population 65+ :	13%	18%	10%	14%	29%	20%	19%	21%	16%
Mid-Range Income:	\$40,916	\$33,223	\$35,660	\$30,658	\$26,054	\$31,250	\$35,684	\$29,068	\$28,939
Homeownership Rate:	64%	72%	87%	63%	67%	57%	76%	72%	61%
% Housing Cost Burden:	56%	48%	55%	50%	45%	52%	54%	56%	54%
% Severe Housing Cost Burden:	29%	24%	27%	23%	20%	25%	31%	26%	25%
Poverty Rate:	12%	13%	12%	17%	16%	15%	9%	15%	17%
Elderly Poverty Rate:	8%	9%	13%	14%	11%	9%	12%	9%	12%



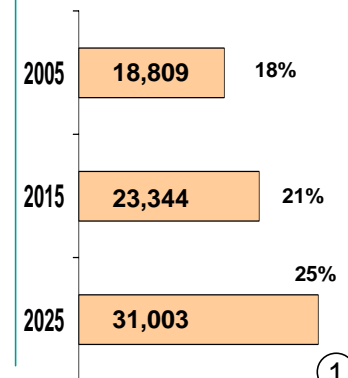
Growth Rate of Oregon's Aging Population



Growth Rate Of Douglas County's Aging Population

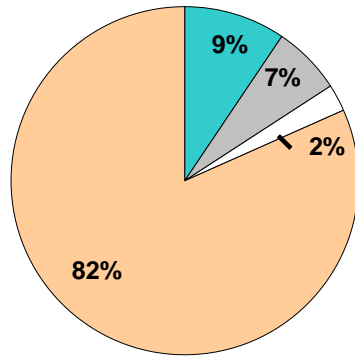


Douglas County Projected 65+ Population and % of general population

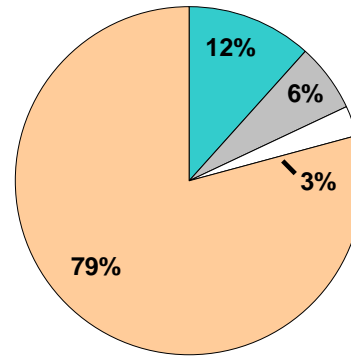


Our population is aging in Douglas County

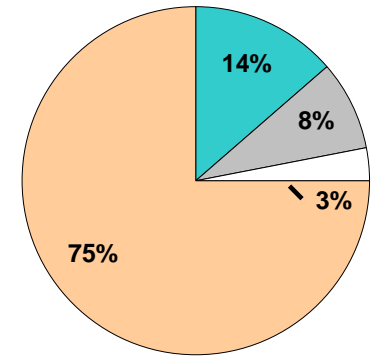
2005 Population



2015 Population



2025 Population



- Under 65
- 65 - 74
- 75 - 84
- 85 +

Age Group	2005	2015	2025
Under 65	84,149	88,699	92,338
65-74	9,680	13,033	16,802
75-84	6,758	7,120	10,142
85 +	2,371	3,191	4,059

Will our facilities meet the needs of Douglas County seniors?

Facility Type	Count	Available	Occupied
Physicians per 1000 (2004 Data)	1.87	--	--
Hospitals	2	--	--
Community Facilities	72	720	652
Nursing Homes	3	283	228



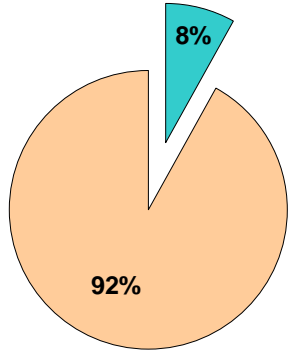
Today: Employee of the Year

Tomorrow: Will he be able to find the help he needs in 2015?

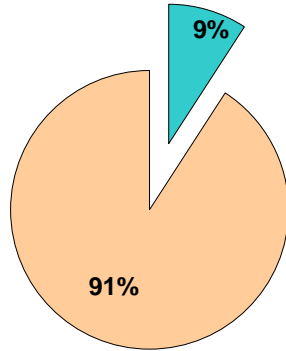
Our Need for Long Term Care is Growing

Douglas County

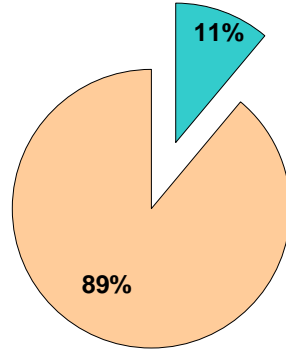
2005



2015



2025



2005

2015

2025

Need Long Term Care

8,248

10,237

13,595

Do not need Long Term Care

94,710

101,806

109,745

Douglas County Projected Medicaid Needs

2005

2015

2025

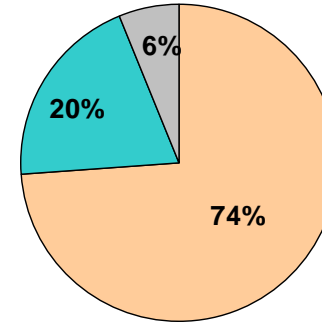
Seniors receiving Medicaid-funded long-term care and other Medicaid assistance:

1478

1835

2437

National % of Seniors Needing Assistance Due to Disability



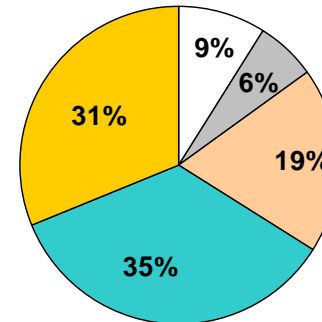
No Disabilities

Need assistance with 1-3 activities of daily living

Need assistance with 3 or more activities of daily living

Source: Joshua M. Weiner, 2002 National Health and Retirement Study

National % of Seniors and Federal Poverty Level (Monthly Income)



Less than \$798

\$798 - \$897

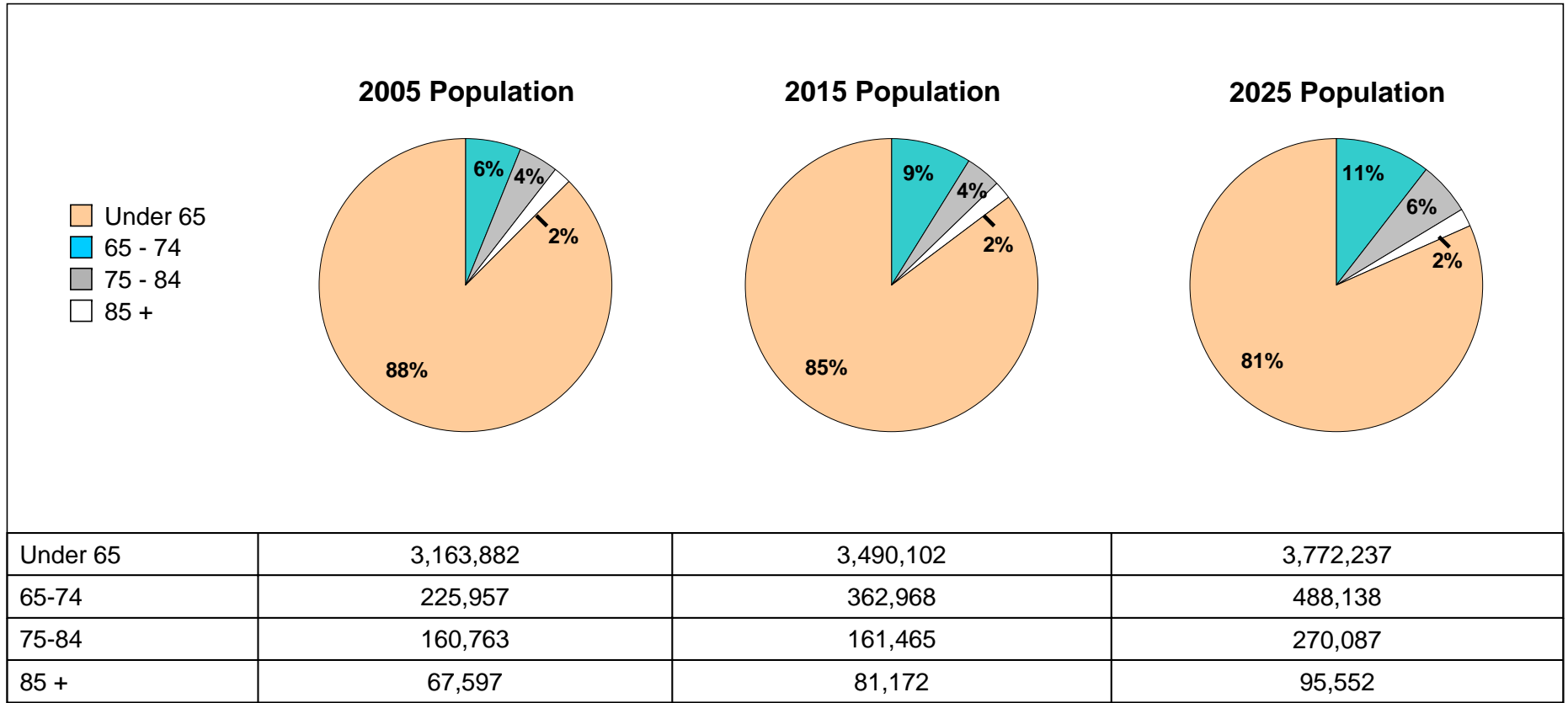
\$898 - \$1588

\$1589 - \$3192

Over \$3192

Source: Joshua M. Weiner, 2002 National Health and Retirement Study

Total Oregon Population Growth



Sources: Data Place of US Census Data (<http://www.dataplace.org>), Office of Economic Analysis (http://www.oregon.gov/DAS/OEA/docs/demographic/pop_by_ageandsex.xls), DHS Seniors/Physical Disabilities Data (http://www.oregon.gov/DHS/spd/data/providers/capacity_0511.pdf), Joshua M. Weiner, 2002 National Health and Retirement Study, OHSU Office of Rural Health Physician Data for Oregon (<http://www.ohsu.edu/oregonruralhealth/rhresourcepg.html>)