

Your Community in Focus

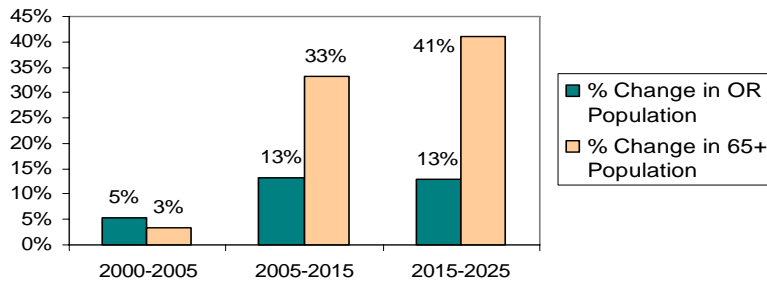
JACKSON COUNTY



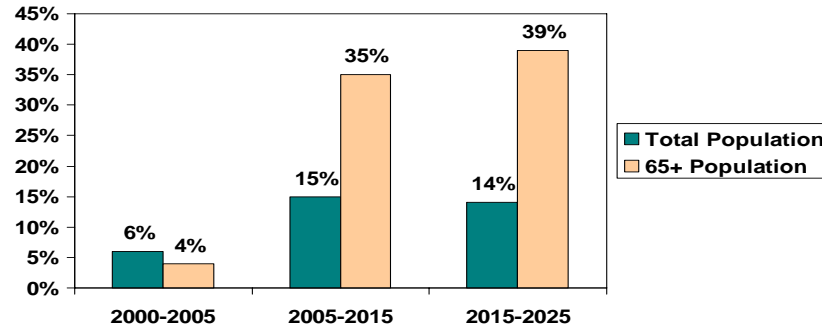
2000 Census Figures	Oregon	Jackson County	Ashland	Central Point	Eagle Point	Medford	Phoenix	Talent	White City
Population in 2000:	3,421,399	181,269	19,511	12,438	4,665	63,436	4,139	5,486	5,153
% Population 65+ :	13%	16%	15%	14%	10%	17%	23%	17%	10%
Mid-Range Income:	\$40,916	\$36,461	\$32,670	\$40,622	\$37,557	\$36,481	\$31,701	\$29,063	\$29,342
Homeownership Rate:	64%	67%	52%	71%	71%	57%	67%	58%	83%
% Housing Cost Burden:	56%	58%	69%	62%	53%	61%	56%	59%	59%
% Severe Housing Cost Burden:	29%	31%	41%	31%	26%	33%	25%	30%	33%
Poverty Rate:	12%	13%	20%	7%	13%	14%	12%	15%	21%
Elderly Poverty Rate:	8%	7%	9%	3%	15%	7%	4%	8%	13%



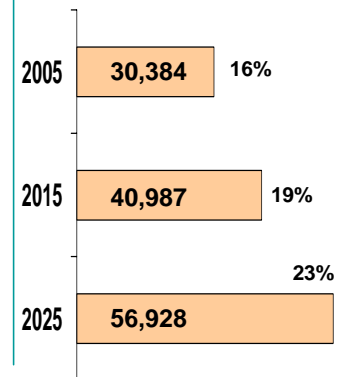
Growth Rate of Oregon's Aging Population



Growth Rate Of Jackson County's Aging Population

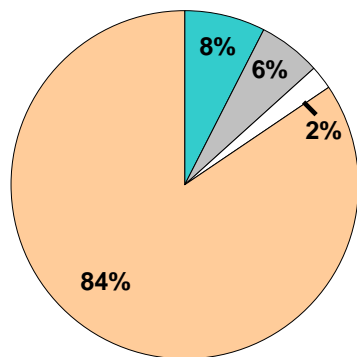


Jackson County Projected 65+ Population and % of general population

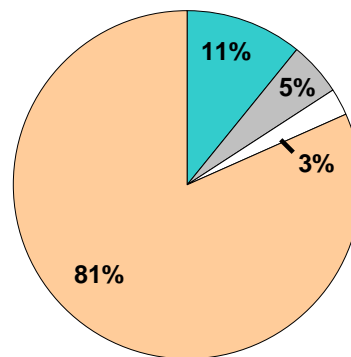


Our population is aging in Jackson County

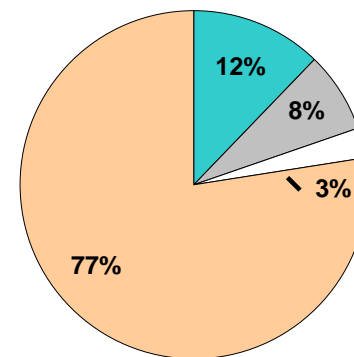
2005 Population



2015 Population



2025 Population




- Under 65
- 65 - 74
- 75 - 84
- 85 +

Age Group	2005	2015	2025
Under 65	163,621	182,478	196,953
65-74	14,642	23,956	31,078
75-84	11,145	11,259	19,056
85 +	4,597	5,772	6,794

Will our facilities meet the needs of Jackson County seniors?

Facility Type	Count	Available	Occupied
Physicians per 1000 (2004 Data)	2.41	--	--
Hospitals	3	--	--
Community Facilities	145	1552	1446
Nursing Homes	5	554	427



Today: Employee of the Year

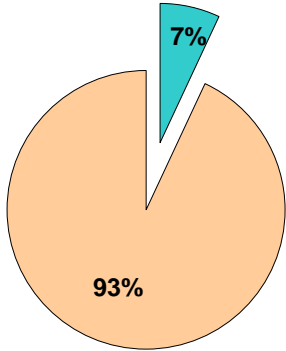
Tomorrow: Will he be able to find the help he needs in 2015?

Jackson County Projected Medicaid Needs	2005	2015	2025
Seniors receiving Medicaid-funded long-term care and other Medicaid assistance:	2388	3222	4475

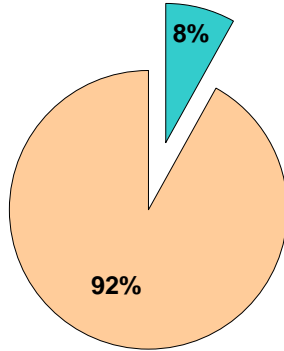
Our Need for Long Term Care is Growing

Jackson County

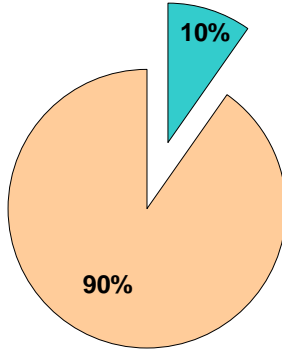
2005



2015



2025



2005

2015

2025

Need Long Term Care

13,324

17,973

24,964

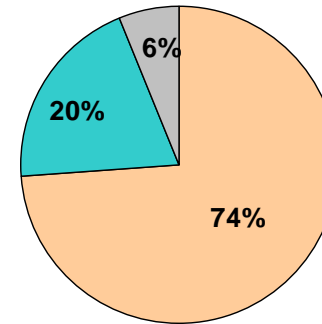
Do not need Long Term Care

180,681

205,491

228,917

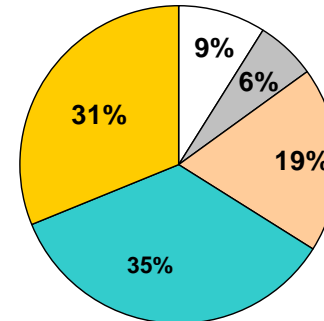
National % of Seniors Needing Assistance Due to Disability



- No Disabilities
- Need assistance with 1-3 activities of daily living
- Need assistance with 3 or more activities of daily living

Source: Joshua M. Weiner, 2002 National Health and Retirement Study

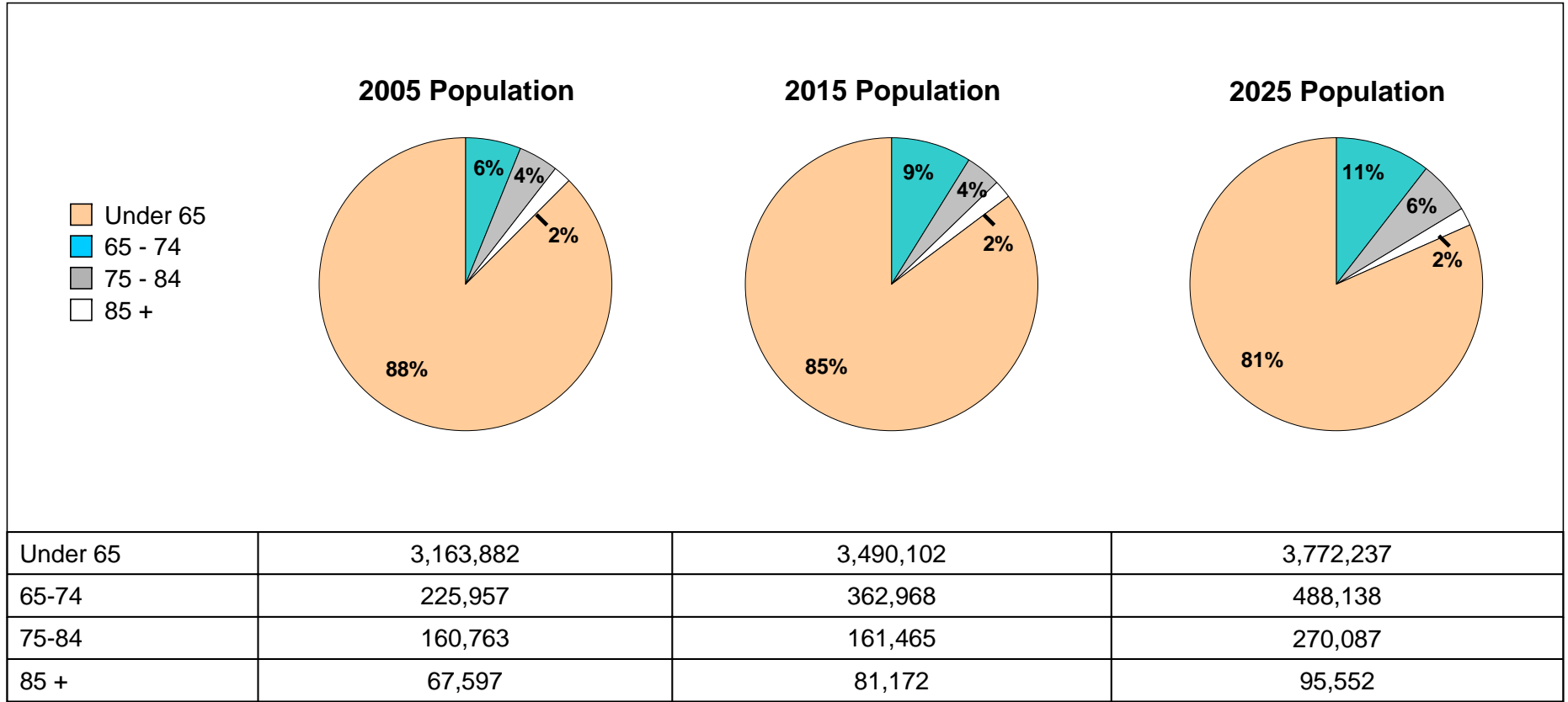
National % of Seniors and Federal Poverty Level (Monthly Income)



- Less than \$798
- \$798 - \$897
- \$898 - \$1588
- \$1589 - \$3192
- Over \$3192

Source: Joshua M. Weiner, 2002 National Health and Retirement Study

Total Oregon Population Growth



Sources: Data Place of US Census Data (<http://www.dataplace.org>), Office of Economic Analysis (http://www.oregon.gov/DAS/OEA/docs/demographic/pop_by_ageandsex.xls), DHS Seniors/Physical Disabilities Data (http://www.oregon.gov/DHS/spd/data/providers/capacity_0511.pdf), Joshua M. Weiner, 2002 National Health and Retirement Study, OHSU Office of Rural Health Physician Data for Oregon (<http://www.ohsu.edu/oregonruralhealth/rhresourcepg.html>)