

# Your Community in Focus

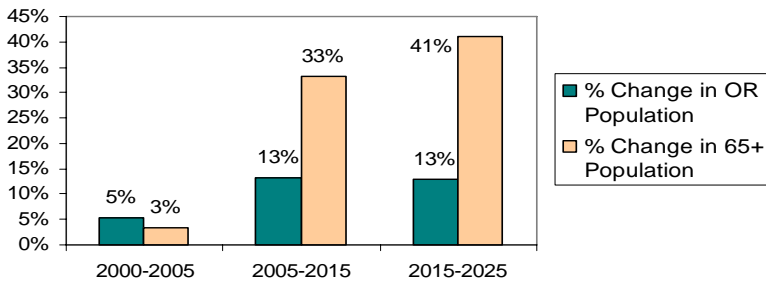
# JOSEPHINE COUNTY



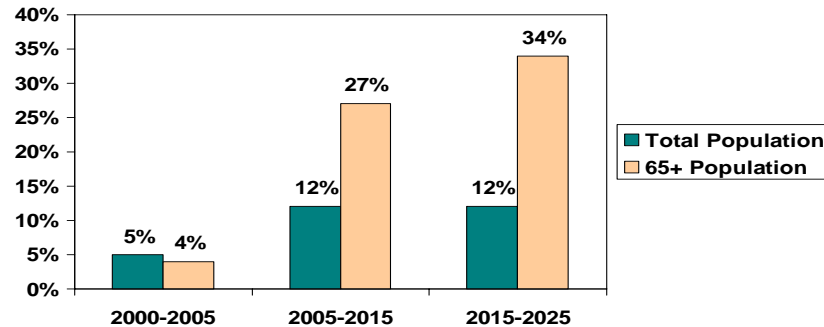
2000 Census Figures	Oregon	Josephine County	Cave Junction	Grants Pass	Harbeck-Fruitdale	Redwood
Population in 2000:	3,421,399	75,726	1,395	22,865	3,848	5,925
% Population 65+ :	13%	20%	21%	20%	21%	21%
Mid-Range Income:	\$40,916	\$31,229	\$17,161	\$29,197	\$29,821	\$33,310
Homeownership Rate:	64%	70%	53%	54%	68%	65%
% Housing Cost Burden:	56%	54%	54%	58%	51%	57%
% Severe Housing Cost Burden:	29%	30%	25%	28%	30%	35%
Poverty Rate:	12%	15%	29%	15%	19%	13%
Elderly Poverty Rate:	8%	7%	12%	7%	8%	5%



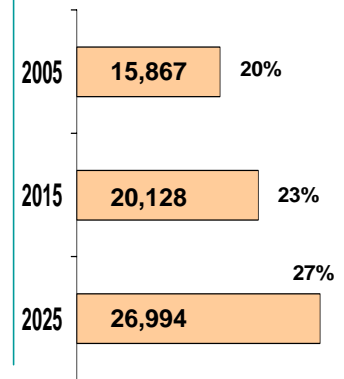
### Growth Rate of Oregon's Aging Population



### Growth Rate Of Josephine County's Aging Population

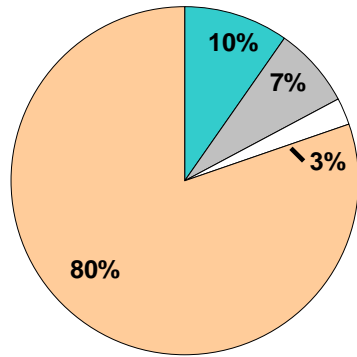


### Josephine County Projected 65+ Population and % of general population

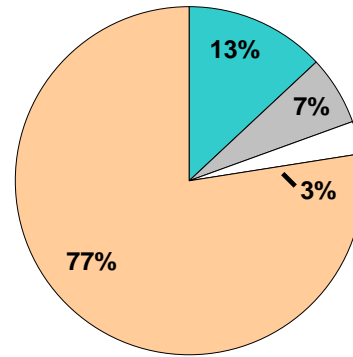


# Our population is aging in Josephine County

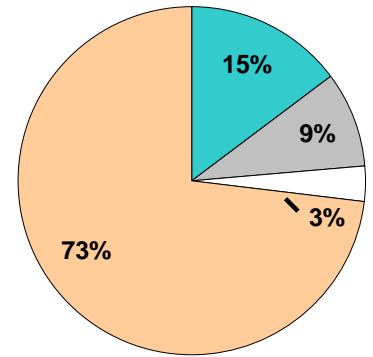
### 2005 Population



### 2015 Population



### 2025 Population



- Under 65
- 65 - 74
- 75 - 84
- 85 +

Age Group	2005	2015	2025
Under 65	64,089	69,083	73,007
65-74	7,865	11,565	14,717
75-84	5,834	5,801	8,958
85 +	2,168	2,762	3,319

## Will our facilities meet the needs of Josephine County seniors?

Facility Type	Count	Available	Occupied
<b>Physicians per 1000</b> (2004 Data)	1.58	--	--
<b>Hospitals</b>	1	--	--
<b>Community Facilities</b>	43	651	601
<b>Nursing Homes</b>	5	463	418



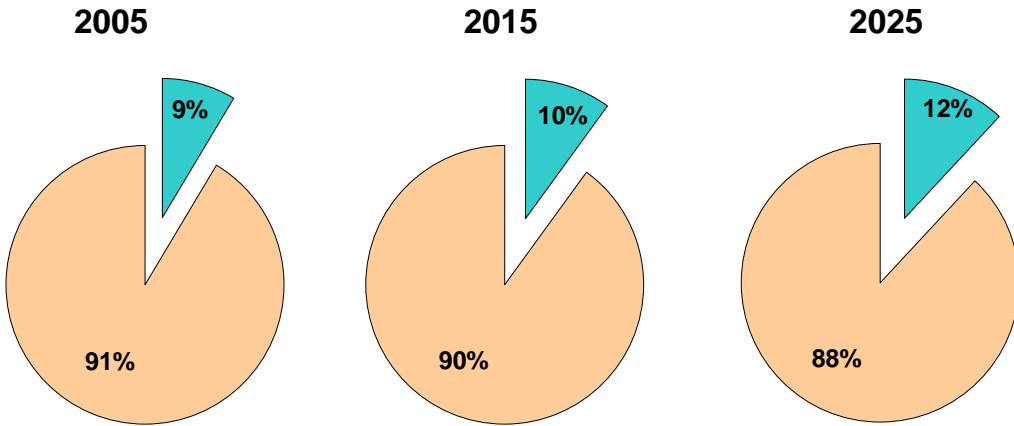
*Today: Employee of the Year*

*Tomorrow: Will he be able to find the help he needs in 2015?*

Josephine County Projected Medicaid Needs	2005	2015	2025
Seniors receiving Medicaid-funded long-term care and other Medicaid assistance:	1247	1582	2122

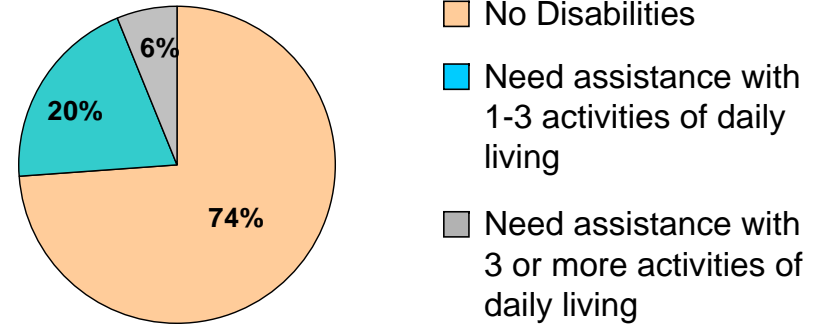
## Our Need for Long Term Care is Growing

### Josephine County



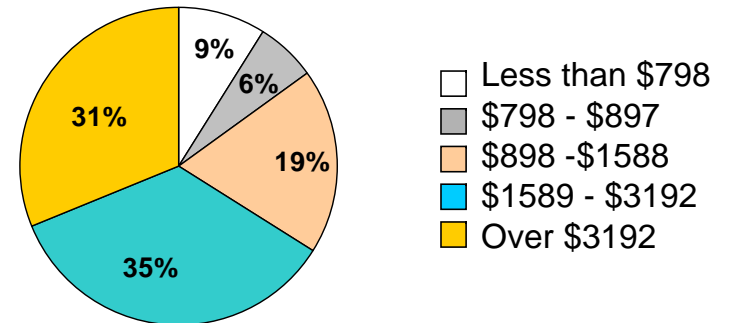
	2005	2015	2025
Need Long Term Care	6,958	8,827	11,837
Do not need Long Term Care	72,998	80,385	88,164

### National % of Seniors Needing Assistance Due to Disability



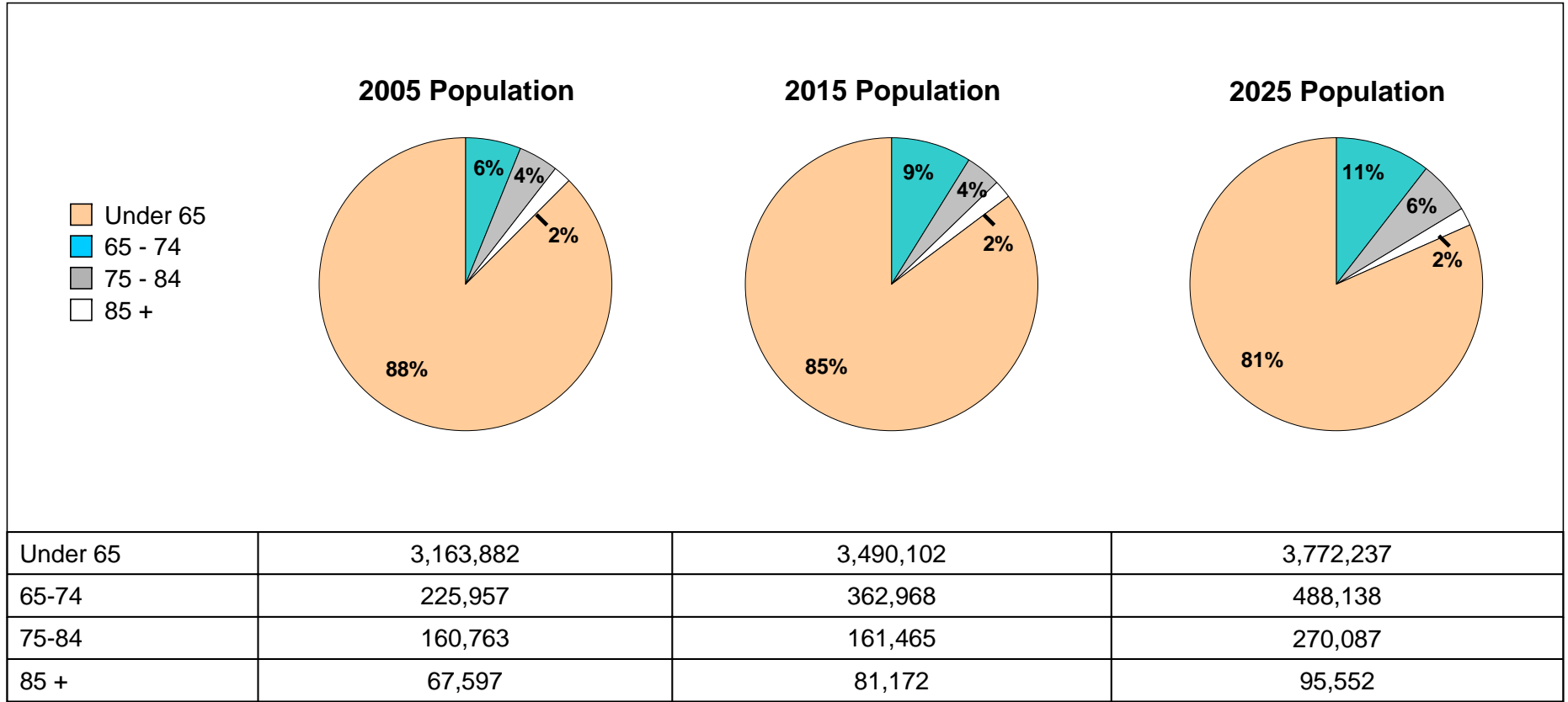
Source: Joshua M. Weiner, 2002 National Health and Retirement Study

### National % of Seniors and Federal Poverty Level (Monthly Income)



Source: Joshua M. Weiner, 2002 National Health and Retirement Study

# Total Oregon Population Growth



Sources: Data Place of US Census Data (<http://www.dataplace.org>), Office of Economic Analysis ([http://www.oregon.gov/DAS/OEA/docs/demographic/pop\\_by\\_ageandsex.xls](http://www.oregon.gov/DAS/OEA/docs/demographic/pop_by_ageandsex.xls)), DHS Seniors/Physical Disabilities Data ([http://www.oregon.gov/DHS/spd/data/providers/capacity\\_0511.pdf](http://www.oregon.gov/DHS/spd/data/providers/capacity_0511.pdf)), Joshua M. Weiner, 2002 National Health and Retirement Study, OHSU Office of Rural Health Physician Data for Oregon (<http://www.ohsu.edu/oregonruralhealth/rhresourcepg.html>)