

# Your Community in Focus

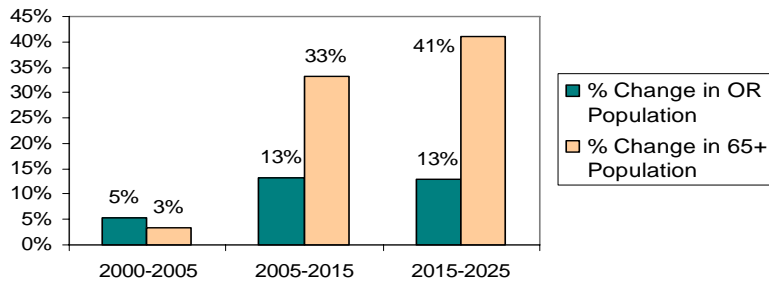
# LANE COUNTY



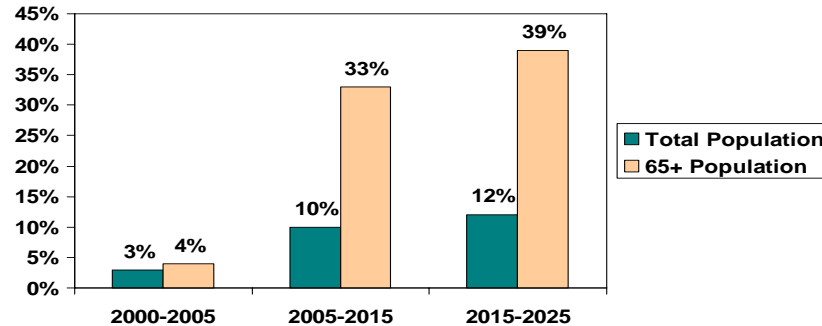
2000 Census Figures	Oregon	Lane County	Cottage Grove	Creswell	Eugene	Florence	Junction City	Oakridge	Springfield
Population in 2000:	3,421,399	322,959	8,537	3,555	137,799	7,318	4,797	3,158	52,729
% Population 65+ :	13%	13%	16%	10%	12%	38%	13%	21%	10%
Mid-Range Income:	\$40,916	\$36,942	\$30,442	\$34,053	\$35,850	\$30,505	\$35,347	\$26,622	\$33,031
Homeownership Rate:	64%	62%	61%	70%	52%	68%	56%	72%	54%
% Housing Cost Burden:	56%	62%	48%	58%	70%	50%	53%	56%	62%
% Severe Housing Cost Burden:	29%	34%	22%	32%	41%	24%	26%	23%	31%
Poverty Rate:	12%	14%	20%	19%	17%	14%	9%	15%	18%
Elderly Poverty Rate:	8%	8%	13%	5%	7%	8%	15%	13%	10%



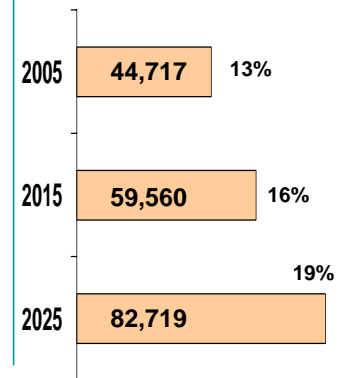
**Growth Rate of Oregon's Aging Population**



**Growth Rate Of Lane County's Aging Population**

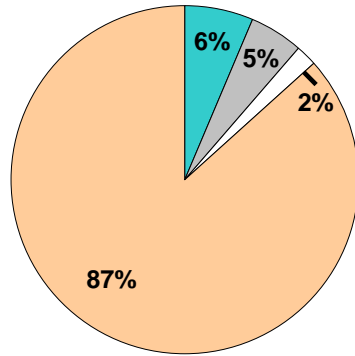


**Lane County Projected 65+ Population and % of general population**

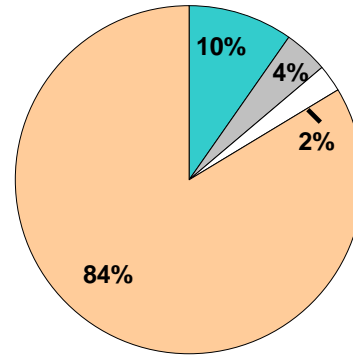


# Our population is aging in Lane County

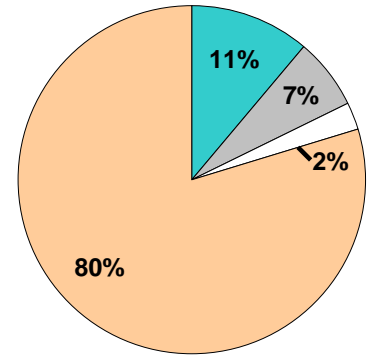
2005 Population



2015 Population



2025 Population



- Under 65
- 65 - 74
- 75 - 84
- 85 +

Under 65	289,138	306,080	326,440
65-74	21,636	35,049	45,431
75-84	16,351	16,074	27,406
85 +	6,730	8,437	9,882

## Will our facilities meet the needs of Lane County seniors?

Facility Type	Count	Available	Occupied
Physicians per 1000 (2004 Data)	2.18	--	--
Hospitals	5	--	--
Community Facilities	142	2182	2102
Nursing Homes	13	985	764



*Today: Employee of the Year*

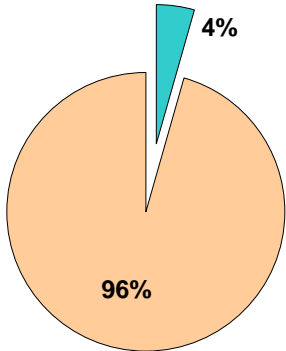
*Tomorrow: Will he be able to find the help he needs in 2015?*

Lane County Projected Medicaid Needs	2005	2015	2025
Seniors receiving Medicaid-funded long-term care and other Medicaid assistance:	3515	4681	6502

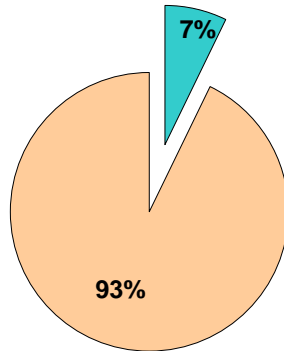
## Our Need for Long Term Care is Growing

### Lane County

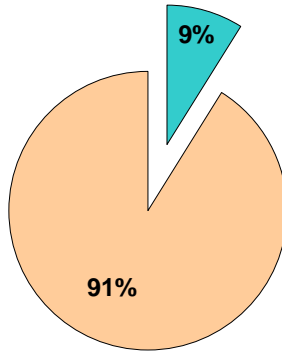
2005



2015



2025



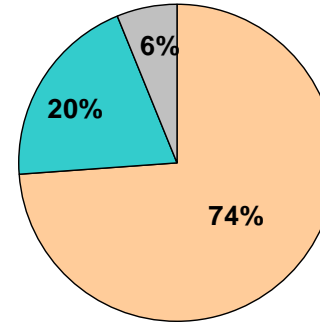
2005

2015

2025

Need Long Term Care	14,504	26,118	36,274
Do not need Long Term Care	319,351	339,521	372,885

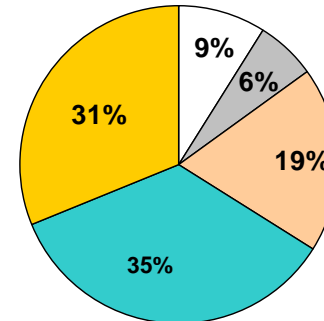
### National % of Seniors Needing Assistance Due to Disability



- No Disabilities
- Need assistance with 1-3 activities of daily living
- Need assistance with 3 or more activities of daily living

Source: Joshua M. Weiner, 2002 National Health and Retirement Study

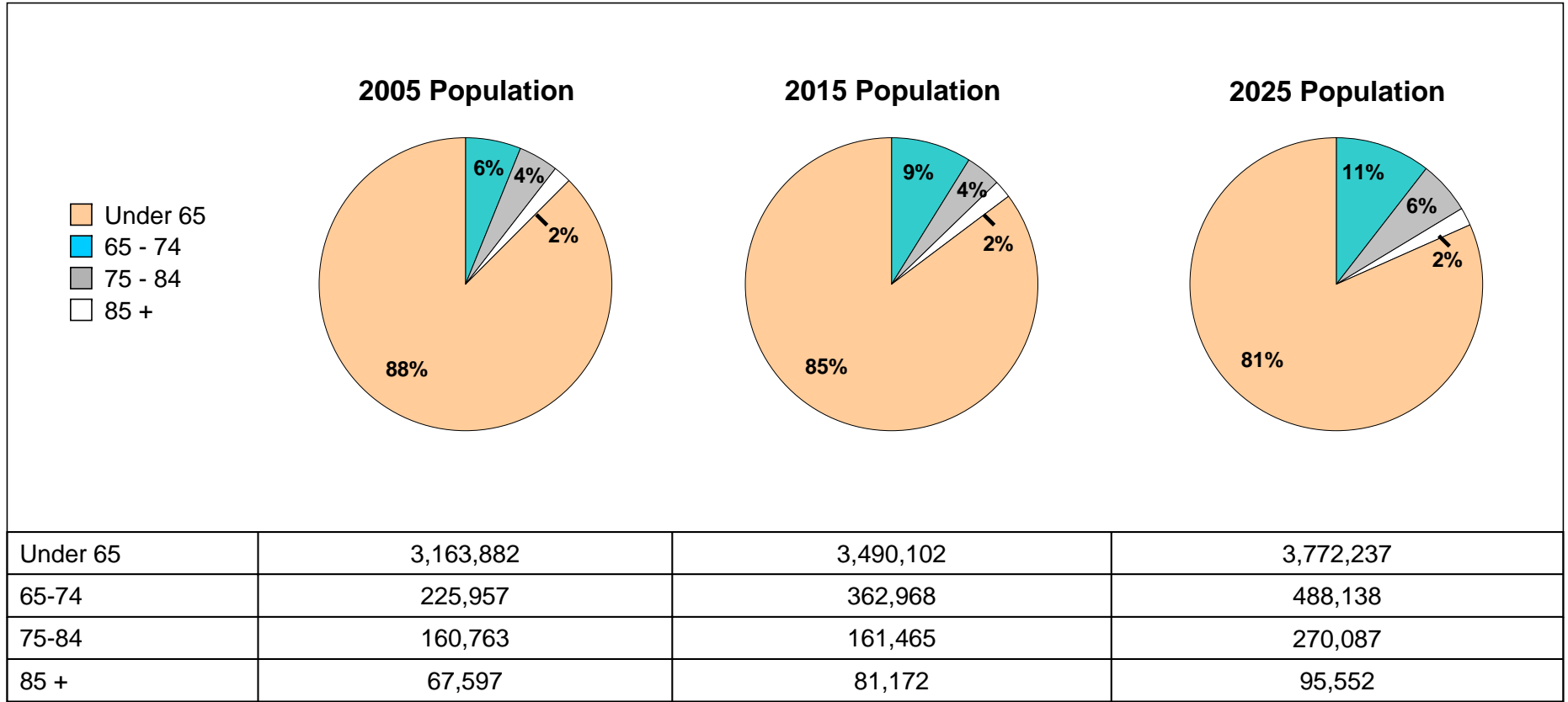
### National % of Seniors and Federal Poverty Level (Monthly Income)



- Less than \$798
- \$798 - \$897
- \$898 - \$1588
- \$1589 - \$3192
- Over \$3192

Source: Joshua M. Weiner, 2002 National Health and Retirement Study

# Total Oregon Population Growth



Sources: Data Place of US Census Data (<http://www.dataplace.org>), Office of Economic Analysis ([http://www.oregon.gov/DAS/OEA/docs/demographic/pop\\_by\\_ageandsex.xls](http://www.oregon.gov/DAS/OEA/docs/demographic/pop_by_ageandsex.xls)), DHS Seniors/Physical Disabilities Data ([http://www.oregon.gov/DHS/spd/data/providers/capacity\\_0511.pdf](http://www.oregon.gov/DHS/spd/data/providers/capacity_0511.pdf)), Joshua M. Weiner, 2002 National Health and Retirement Study, OHSU Office of Rural Health Physician Data for Oregon (<http://www.ohsu.edu/oregonruralhealth/rhresourcepg.html>)