

Your Community in Focus

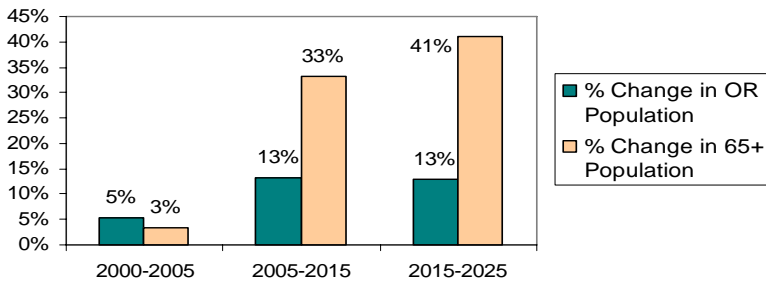
MULTNOMAH COUNTY



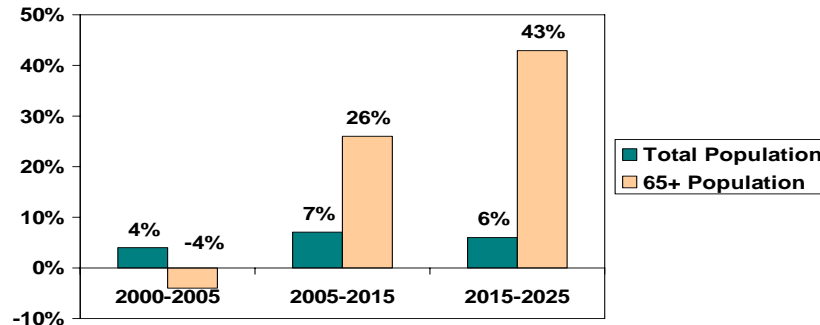
2000 Census Figures	Oregon	Multnomah County	Fairview	Gresham	Maywood Park	Portland	Troutdale	Wood Village
Population in 2000:	3,421,399	660,486	7,666	90,158	776	529,025	13,650	2,764
% Population 65+ :	13%	11%	8%	10%	15%	12%	4%	9%
Mid-Range Income:	\$40,916	\$41,278	\$40,931	\$43,442	\$56,250	\$40,146	\$56,593	\$43,384
Homeownership Rate:	64%	57%	60%	55%	92%	56%	74%	74%
% Housing Cost Burden:	56%	58%	56%	58%	35%	58%	68%	57%
% Severe Housing Cost Burden:	29%	29%	29%	29%	20%	29%	35%	30%
Poverty Rate:	12%	13%	19%	13%	2%	13%	5%	8%
Elderly Poverty Rate:	8%	10%	12%	7%	2%	10%	6%	3%



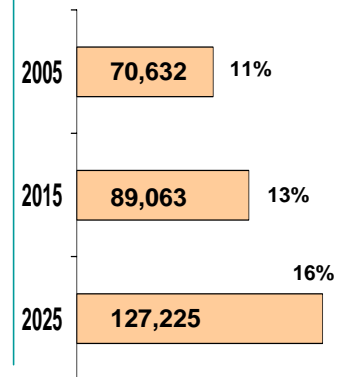
Growth Rate of Oregon's Aging Population



Growth Rate Of Multnomah County's Aging Population

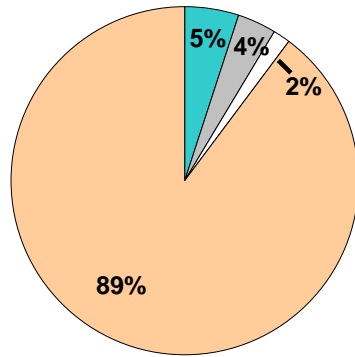


Multnomah County Projected 65+ Population and % of general population

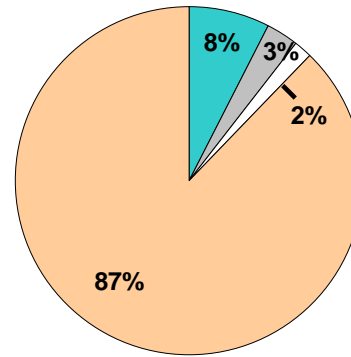


Our population is aging in Multnomah County

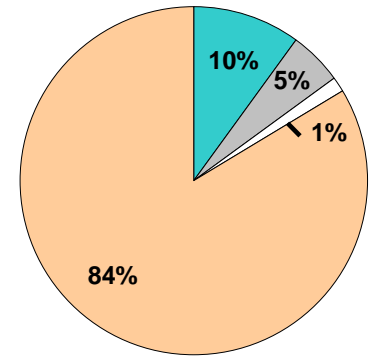
2005 Population



2015 Population



2025 Population




- Under 65
- 65 - 74
- 75 - 84
- 85 +

Age Group	2005	2015	2025
Under 65	616,441	646,382	650,804
65-74	33,667	55,858	77,102
75-84	25,616	22,146	38,692
85 +	11,348	11,059	11,431

Will our facilities meet the needs of Multnomah County seniors?

Facility Type	Count	Available	Occupied
Physicians per 1000 (2004 Data)	4.45	--	--
Hospitals	7	--	--
Community Facilities	645	5889	5277
Nursing Homes	36	1030	641



Today: Employee of the Year

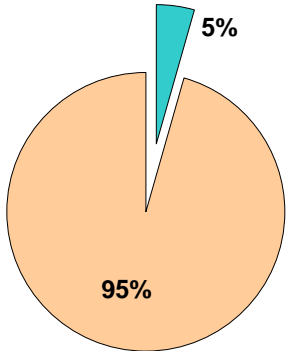
Tomorrow: Will he be able to find the help he needs in 2015?

Multnomah County Projected Medicaid Needs	2005	2015	2025
Seniors receiving Medicaid-funded long-term care and other Medicaid assistance:	5552	7000	10000

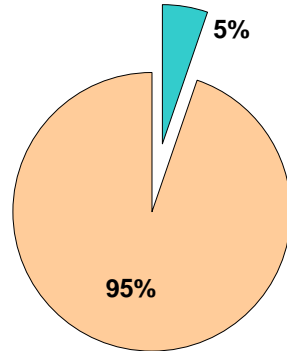
Our Need for Long Term Care is Growing

Multnomah County

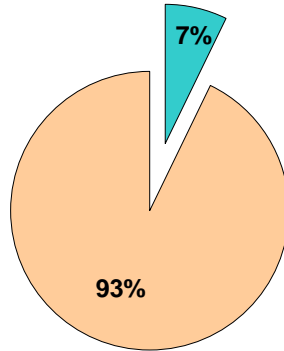
2005



2015



2025



2005

2015

2025

Need Long Term Care

30,973

39,056

55,790

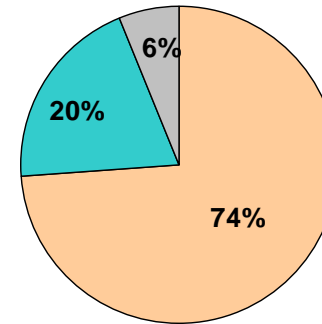
Do not need Long Term Care

656,100

696,390

722,238

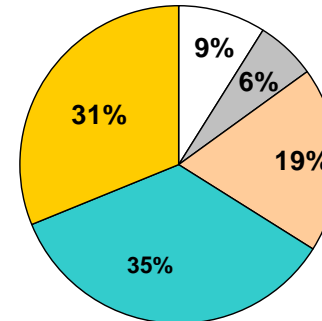
National % of Seniors Needing Assistance Due to Disability



- No Disabilities
- Need assistance with 1-3 activities of daily living
- Need assistance with 3 or more activities of daily living

Source: Joshua M. Weiner, 2002 National Health and Retirement Study

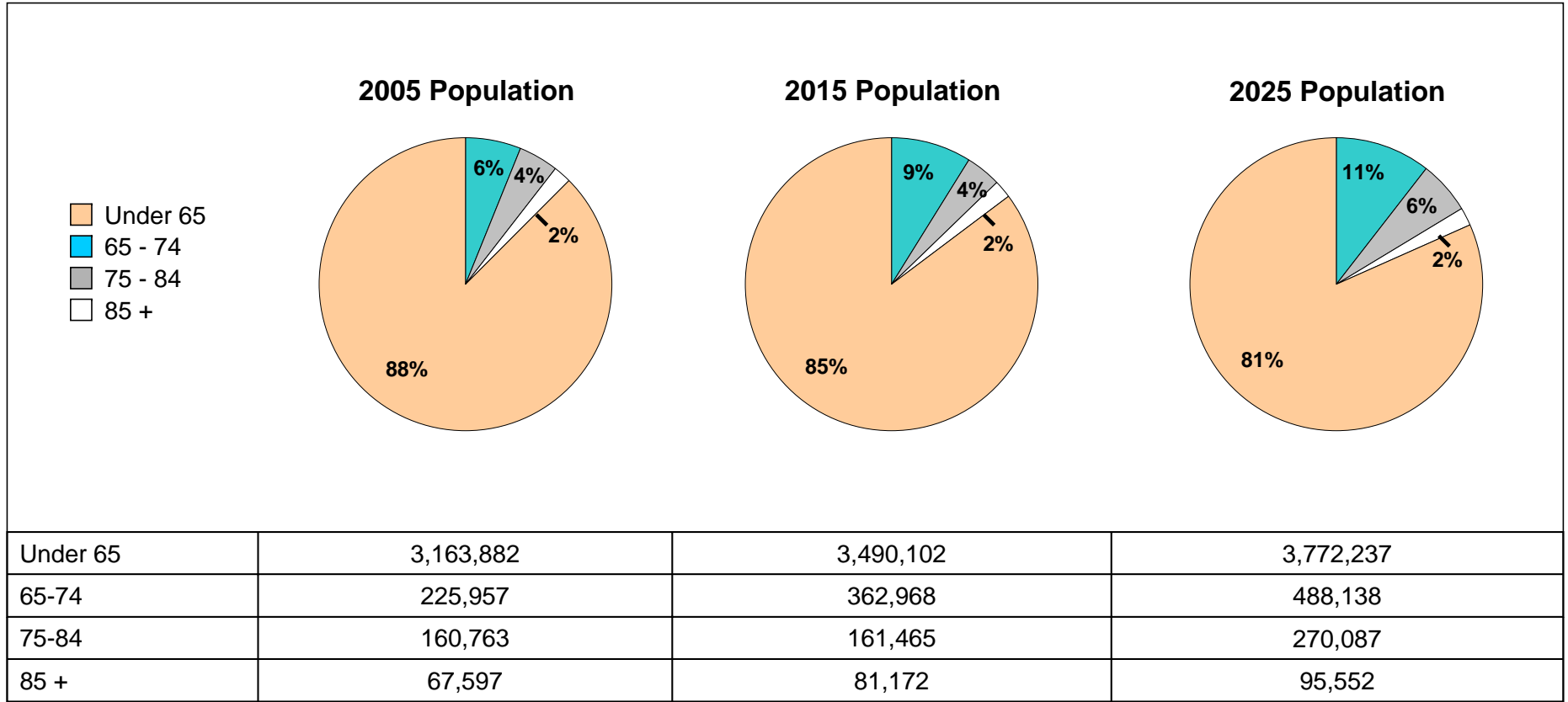
National % of Seniors and Federal Poverty Level (Monthly Income)



- Less than \$798
- \$798 - \$897
- \$898 - \$1588
- \$1589 - \$3192
- Over \$3192

Source: Joshua M. Weiner, 2002 National Health and Retirement Study

Total Oregon Population Growth



Sources: Data Place of US Census Data (<http://www.dataplace.org>), Office of Economic Analysis (http://www.oregon.gov/DAS/OEA/docs/demographic/pop_by_ageandsex.xls), DHS Seniors/Physical Disabilities Data (http://www.oregon.gov/DHS/spd/data/providers/capacity_0511.pdf), Joshua M. Weiner, 2002 National Health and Retirement Study, OHSU Office of Rural Health Physician Data for Oregon (<http://www.ohsu.edu/oregonruralhealth/rhresourcepg.html>)