

# Your Community in Focus

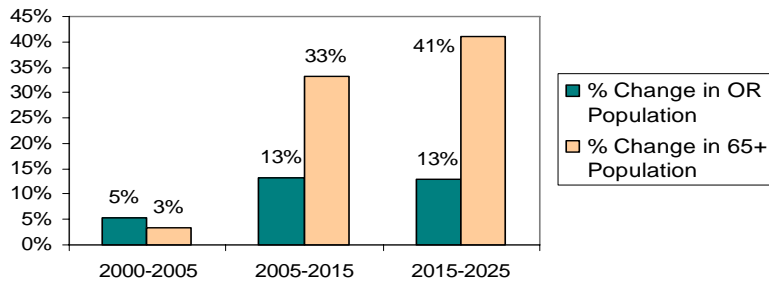
# POLK COUNTY



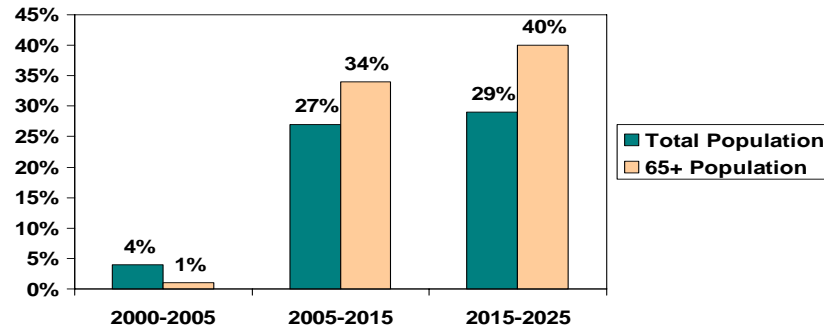
2000 Census Figures	Oregon	Polk County	Dallas	Eola	Falls City	Grand Ronde	Independence	Monmouth	Rickreall
Population in 2000:	3,421,399	62,380	12,427	47	916	199	5,972	7,808	76
% Population 65+ :	13%	15%	18%	21%	13%	8%	9%	9%	11%
Mid-Range Income:	\$40,916	\$42,311	\$35,967	\$12,361	\$32,461	\$23,929	\$36,790	\$32,256	\$27,222
Homeownership Rate:	64%	68%	66%	100%	78%	50%	66%	46%	75%
% Housing Cost Burden:	56%	58%	63%	N/A	58%	48%	58%	67%	0%
% Severe Housing Cost Burden:	29%	31%	32%	0%	34%	0%	28%	36%	0%
Poverty Rate:	12%	12%	10%	30%	16%	19%	17%	25%	0%
Elderly Poverty Rate:	8%	6%	6%	0%	9%	0%	7%	6%	0%



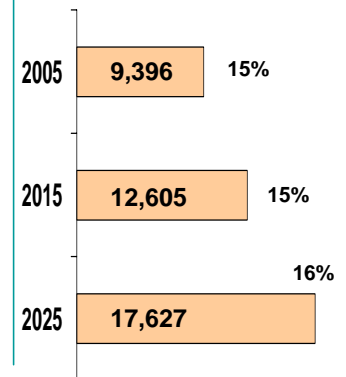
### Growth Rate of Oregon's Aging Population



### Growth Rate Of Polk County's Aging Population

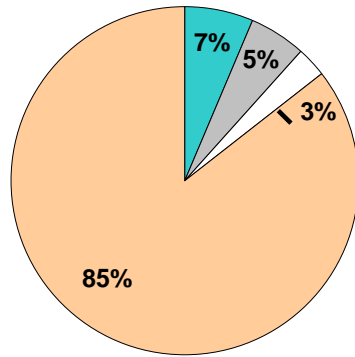


### Polk County Projected 65+ Population and % of general population

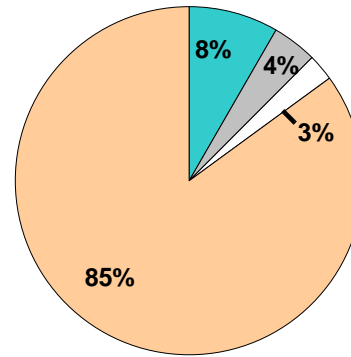


# Our population is aging in Polk County

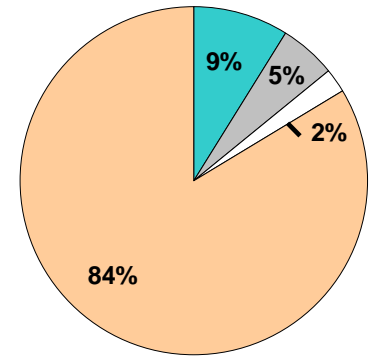
### 2005 Population



### 2015 Population



### 2025 Population



- Under 65
- 65 - 74
- 75 - 84
- 85 +

Under 65	56,038	70,733	89,492
65-74	4,270	7,046	9,440
75-84	3,299	3,362	5,693
85 +	1,827	2,197	2,494

## Will our facilities meet the needs of Polk County seniors?

Facility Type	Count	Available	Occupied
Physicians per 1000 (2004 Data)	0.54	--	--
Hospitals	1	--	--
Community Facilities	26	544	478
Nursing Homes	2	171	130



*Today: Employee of the Year*

*Tomorrow: Will he be able to find the help he needs in 2015?*

Polk County Projected Medicaid Needs	2005	2015	2025
Seniors receiving Medicaid-funded long-term care and other Medicaid assistance:	739	991	1385

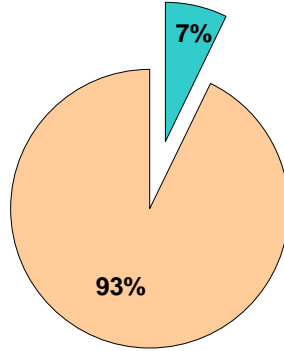
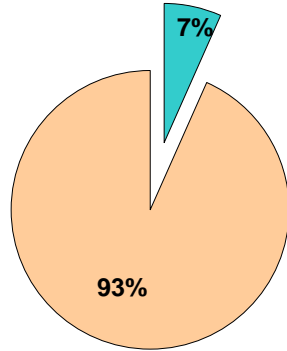
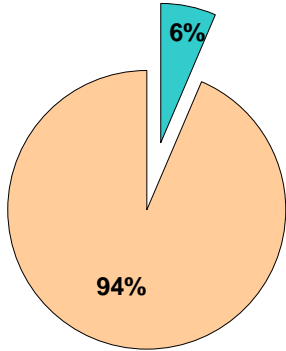
## Our Need for Long Term Care is Growing

### Polk County

2005

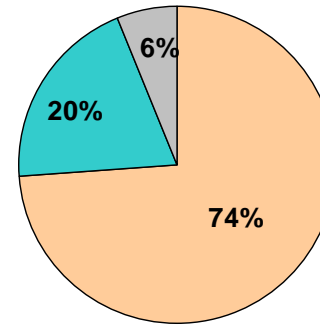
2015

2025



	2005	2015	2025
Need Long Term Care	4,120	5,527	7,730
Do not need Long Term Care	61,313	77,810	99,389

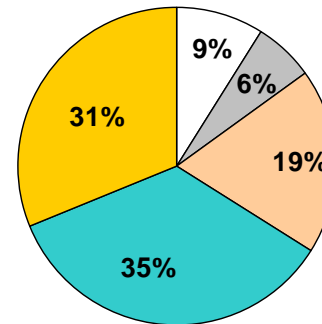
### National % of Seniors Needing Assistance Due to Disability



- No Disabilities
- Need assistance with 1-3 activities of daily living
- Need assistance with 3 or more activities of daily living

Source: Joshua M. Weiner, 2002 National Health and Retirement Study

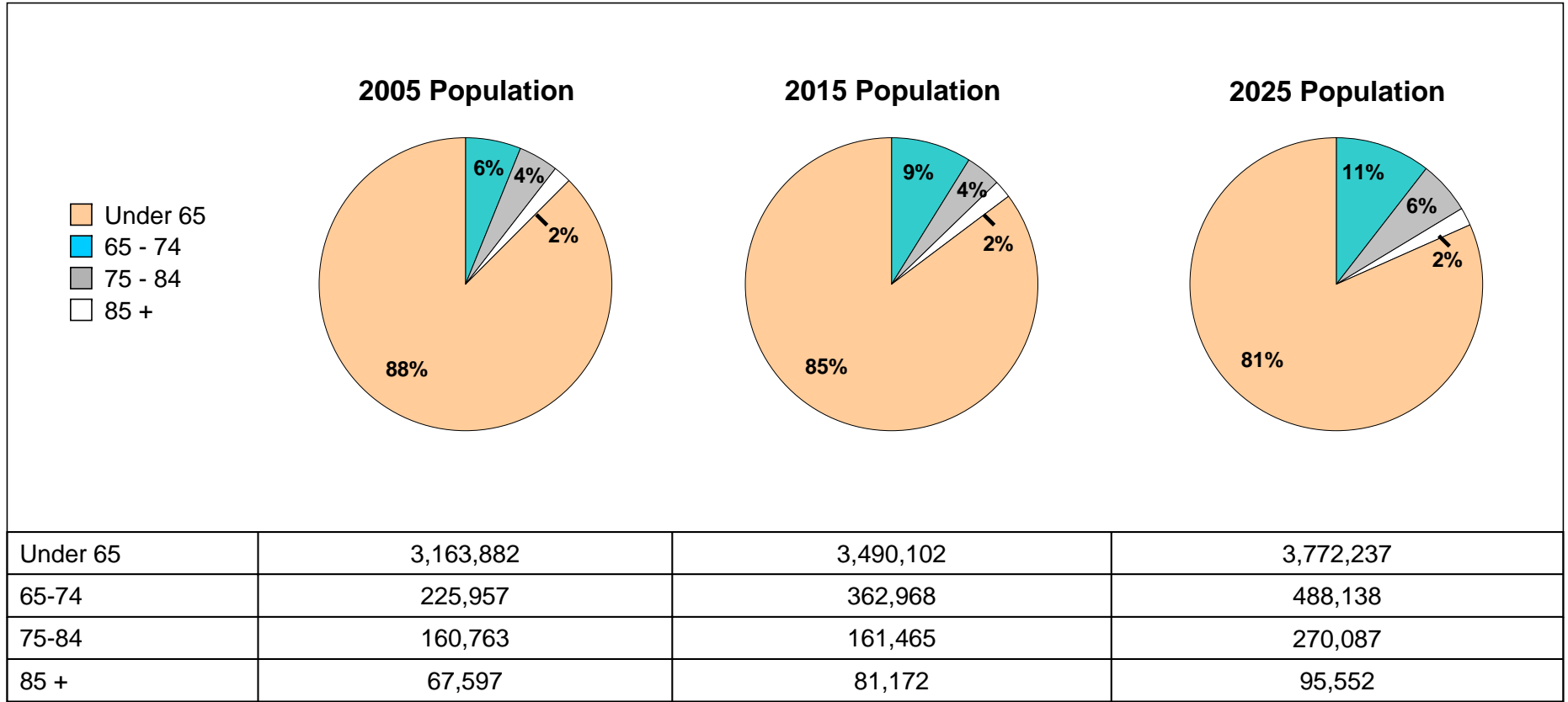
### National % of Seniors and Federal Poverty Level (Monthly Income)



- Less than \$798
- \$798 - \$897
- \$898 - \$1588
- \$1589 - \$3192
- Over \$3192

Source: Joshua M. Weiner, 2002 National Health and Retirement Study

# Total Oregon Population Growth



Sources: Data Place of US Census Data (<http://www.dataplace.org>), Office of Economic Analysis ([http://www.oregon.gov/DAS/OEA/docs/demographic/pop\\_by\\_ageandsex.xls](http://www.oregon.gov/DAS/OEA/docs/demographic/pop_by_ageandsex.xls)), DHS Seniors/Physical Disabilities Data ([http://www.oregon.gov/DHS/spd/data/providers/capacity\\_0511.pdf](http://www.oregon.gov/DHS/spd/data/providers/capacity_0511.pdf)), Joshua M. Weiner, 2002 National Health and Retirement Study, OHSU Office of Rural Health Physician Data for Oregon (<http://www.ohsu.edu/oregonruralhealth/rhresourcepg.html>)