

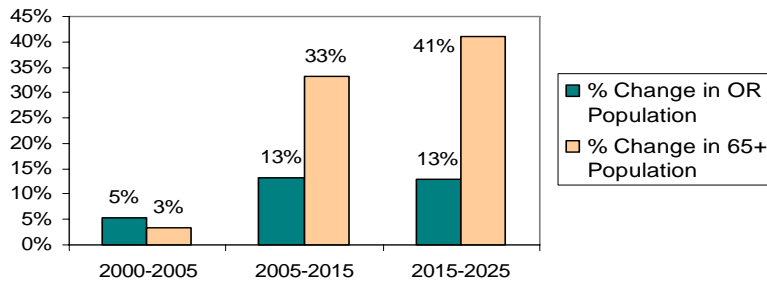
Your Community in Focus

UMATILLA COUNTY

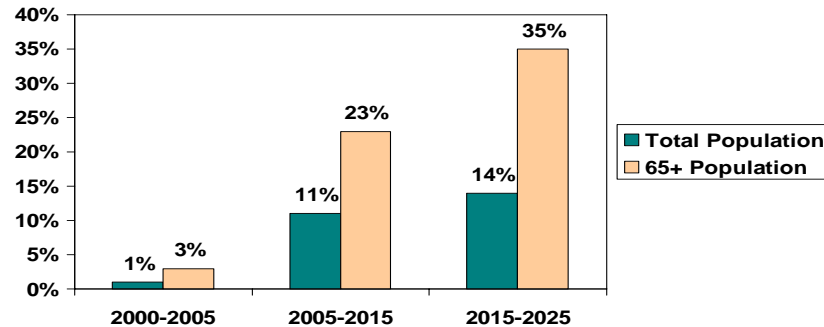
2000 Census Figures	Oregon	Umatilla County	Athena	Hermiston	Milton-Freewater	Pendleton	Pilot Rock	Stanfield	Umatilla
Population in 2000:	3,421,399	70,548	1,164	13,417	6,305	16,262	1,497	1,971	4,946
% Population 65+ :	13%	12%	14%	11%	15%	13%	16%	9%	5%
Mid-Range Income:	\$40,916	\$36,249	\$36,875	\$35,354	\$28,365	\$36,800	\$34,766	\$35,286	\$33,844
Homeownership Rate:	64%	65%	72%	55%	61%	57%	75%	70%	60%
% Housing Cost Burden:	56%	47%	41%	51%	51%	49%	50%	55%	50%
% Severe Housing Cost Burden:	29%	22%	19%	22%	17%	23%	17%	21%	19%
Poverty Rate:	12%	13%	12%	12%	15%	13%	9%	14%	19%
Elderly Poverty Rate:	8%	9%	9%	4%	15%	8%	7%	8%	21%



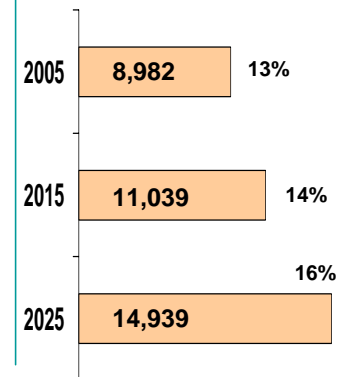
Growth Rate of Oregon's Aging Population



Growth Rate Of Umatilla County's Aging Population

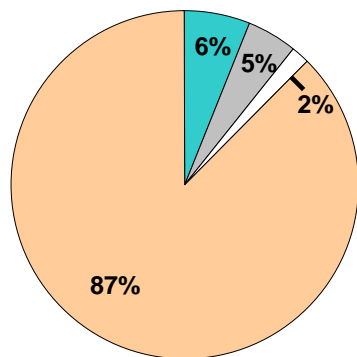


Umatilla County Projected 65+ Population and % of general population

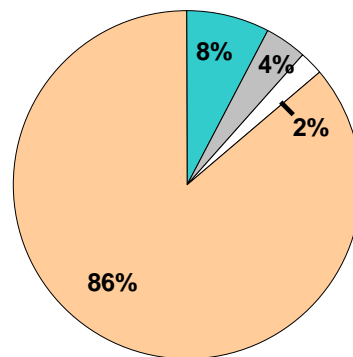


Our population is aging in Umatilla County

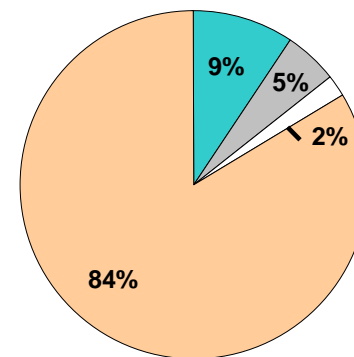
2005 Population



2015 Population



2025 Population



- Under 65
- 65 - 74
- 75 - 84
- 85 +

Age Group	2005	2015	2025
Under 65	62,513	68,662	75,722
65-74	4,416	6,198	8,463
75-84	3,231	3,151	4,557
85 +	1,336	1,690	1,919

Will our facilities meet the needs of Umatilla County seniors?

Facility Type	Count	Available	Occupied
Physicians per 1000 (2004 Data)	1.40	--	--
Hospitals	2	--	--
Community Facilities	29	513	465
Nursing Homes	3	202	75



Today: Employee of the Year

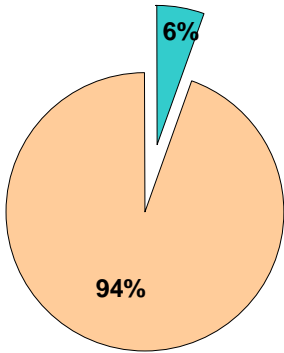
Tomorrow: Will he be able to find the help he needs in 2015?

Umatilla County Projected Medicaid Needs	2005	2015	2025
Seniors receiving Medicaid-funded long-term care and other Medicaid assistance:	706	868	1174

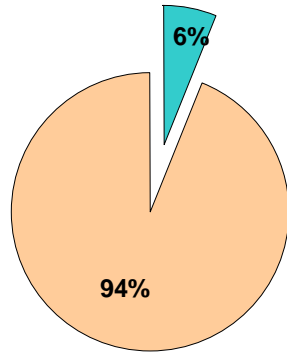
Our Need for Long Term Care is Growing

Umatilla County

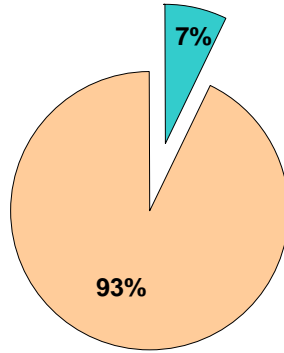
2005



2015



2025



2005

2015

2025

Need Long Term Care

3,939

4,841

6,551

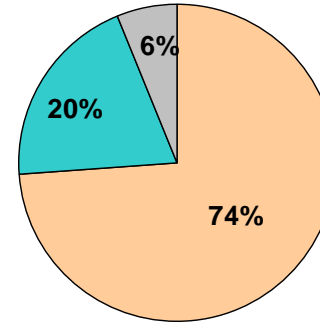
Do not need Long Term Care

67,556

74,861

84,110

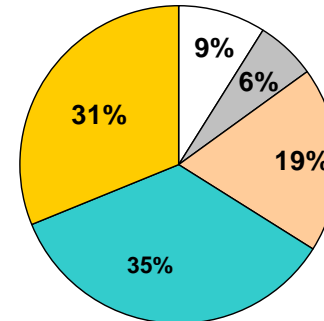
National % of Seniors Needing Assistance Due to Disability



- No Disabilities
- Need assistance with 1-3 activities of daily living
- Need assistance with 3 or more activities of daily living

Source: Joshua M. Weiner, 2002 National Health and Retirement Study

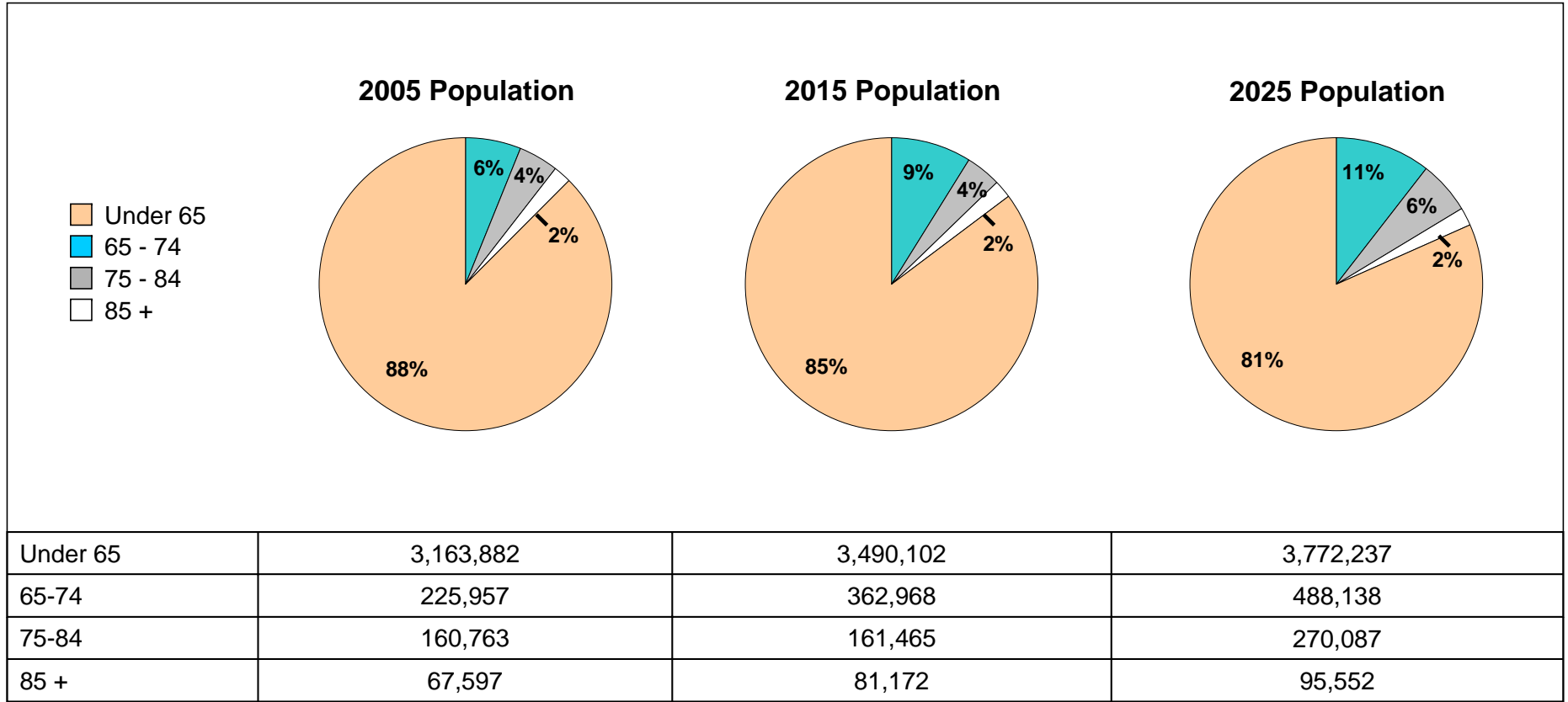
National % of Seniors and Federal Poverty Level (Monthly Income)



- Less than \$798
- \$798 - \$897
- \$898 - \$1588
- \$1589 - \$3192
- Over \$3192

Source: Joshua M. Weiner, 2002 National Health and Retirement Study

Total Oregon Population Growth



Sources: Data Place of US Census Data (<http://www.dataplace.org>), Office of Economic Analysis (http://www.oregon.gov/DAS/OEA/docs/demographic/pop_by_ageandsex.xls), DHS Seniors/Physical Disabilities Data (http://www.oregon.gov/DHS/spd/data/providers/capacity_0511.pdf), Joshua M. Weiner, 2002 National Health and Retirement Study, OHSU Office of Rural Health Physician Data for Oregon (<http://www.ohsu.edu/oregonruralhealth/rhresourcepg.html>)