

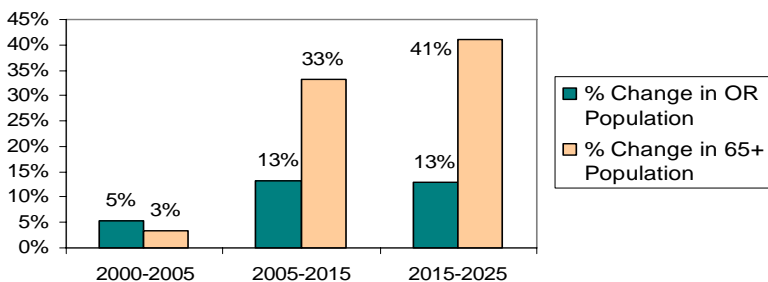
Your Community in Focus

UNION COUNTY

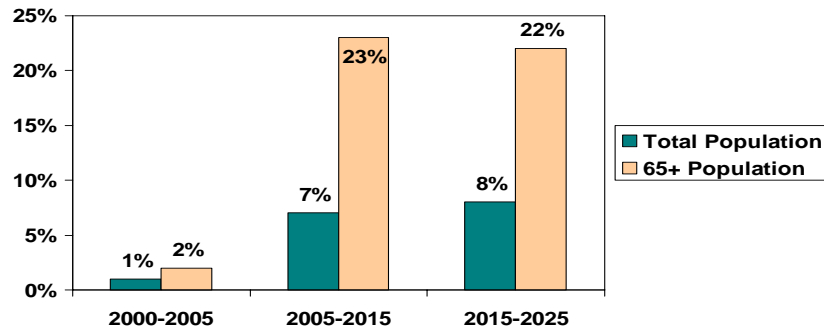
2000 Census Figures	Oregon	Union County	Cove	Elgin	Imbler	Island City	La Grande	North Powder	Union
Population in 2000:	3,421,399	24,530	617	1,647	291	963	12,253	514	1,863
% Population 65+ :	13%	15%	14%	17%	16%	15%	15%	13%	21%
Mid-Range Income:	\$40,916	\$33,738	\$38,542	\$31,449	\$40,385	\$43,977	\$31,576	\$24,167	\$28,529
Homeownership Rate:	64%	67%	78%	71%	80%	81%	56%	74%	79%
% Housing Cost Burden:	56%	52%	50%	44%	42%	60%	55%	48%	46%
% Severe Housing Cost Burden:	29%	27%	32%	21%	17%	16%	28%	29%	24%
Poverty Rate:	12%	14%	13%	14%	4%	6%	15%	26%	13%
Elderly Poverty Rate:	8%	10%	8%	9%	4%	9%	9%	12%	16%



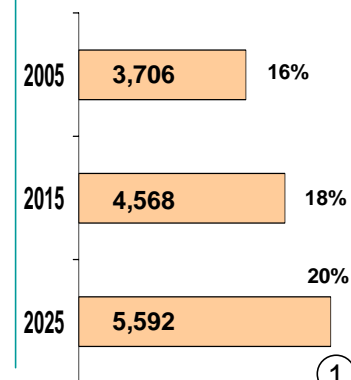
Growth Rate of Oregon's Aging Population



Growth Rate Of Union County's Aging Population

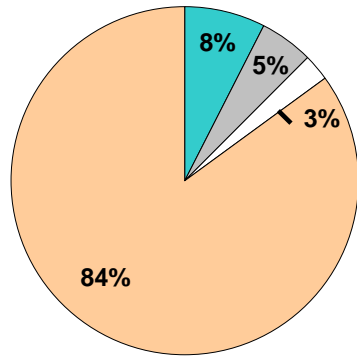


Union County Projected 65+ Population and % of general population

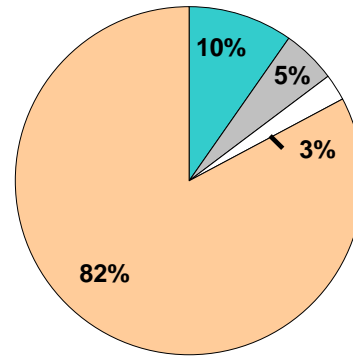


Our population is aging in Union County

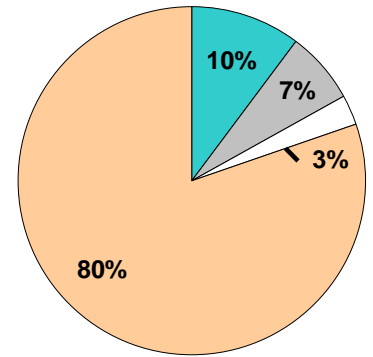
2005 Population



2015 Population



2025 Population



- Under 65
- 65 - 74
- 75 - 84
- 85 +

Age Group	2005	2015	2025
Under 65	21,098	21,977	22,943
65-74	1,873	2,571	2,910
75-84	1,204	1,333	1,893
85 +	630	664	789

Will our facilities meet the needs of Union County seniors?

Facility Type	Count	Available	Occupied
Physicians per 1000 (2004 Data)	1.81	--	--
Hospitals	2	--	--
Community Facilities	20	226	190
Nursing Homes	2	126	78



Today: Employee of the Year

Tomorrow: Will he be able to find the help he needs in 2015?

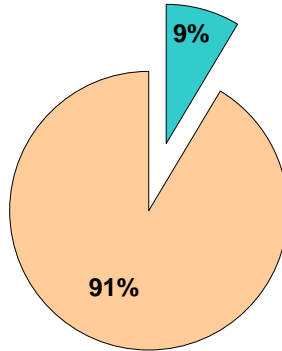
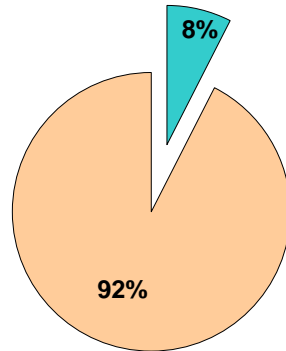
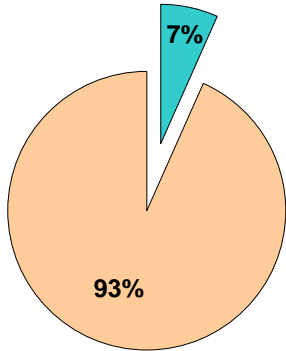
Our Need for Long Term Care is Growing

Union County

2005

2015

2025



2005

2015

2025

Need Long Term Care

1,625

2,003

2,452

Do not need Long Term Care

23,179

24,542

26,082

Union County Projected Medicaid Needs

2005

2015

2025

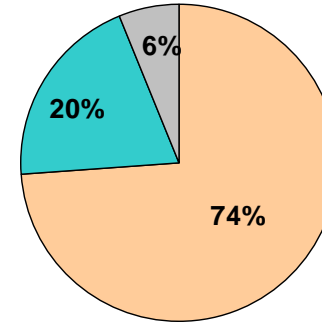
Seniors receiving Medicaid-funded long-term care and other Medicaid assistance:

291

359

440

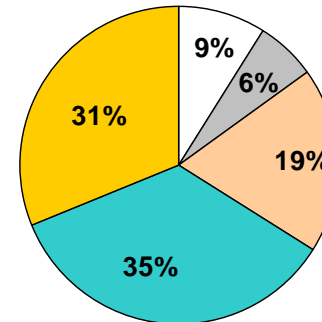
National % of Seniors Needing Assistance Due to Disability



- No Disabilities
- Need assistance with 1-3 activities of daily living
- Need assistance with 3 or more activities of daily living

Source: Joshua M. Weiner, 2002 National Health and Retirement Study

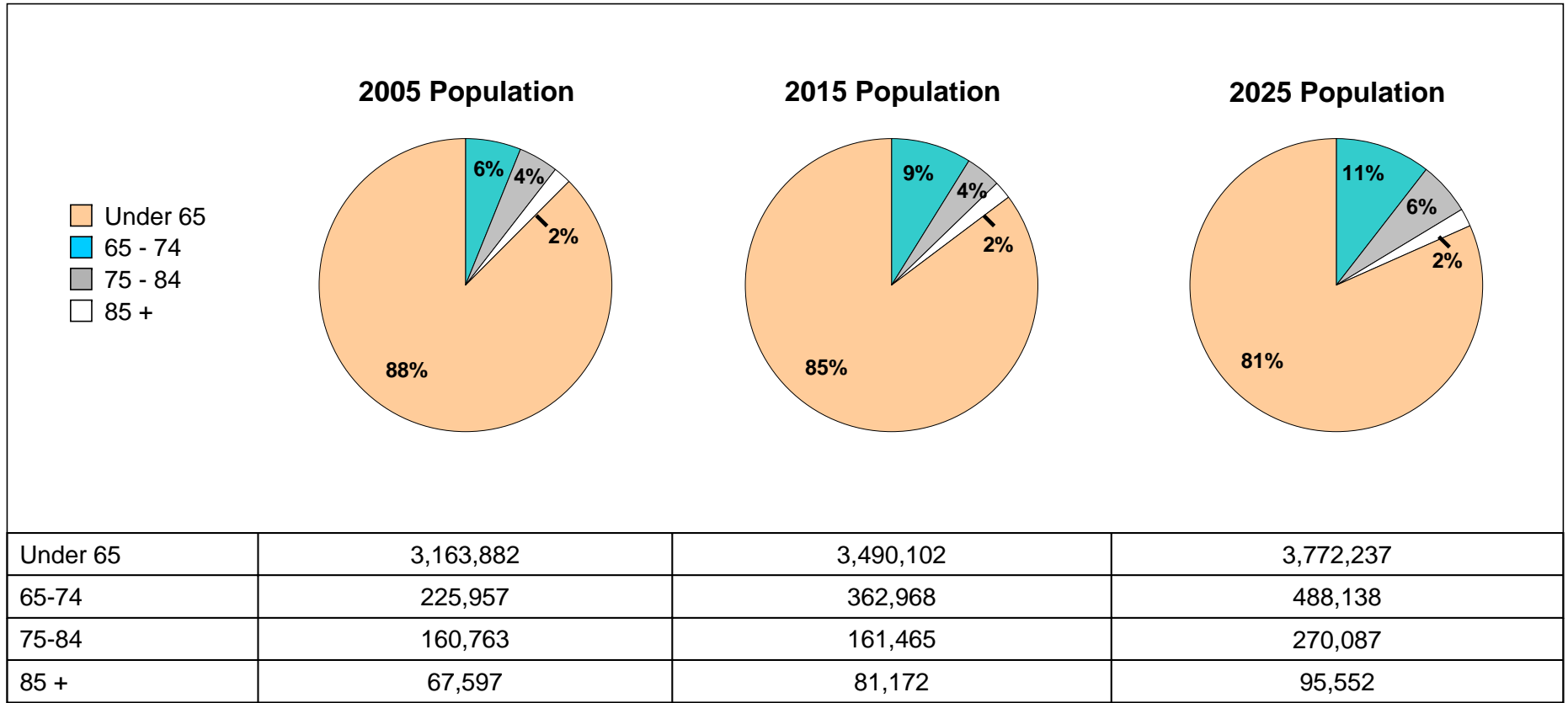
National % of Seniors and Federal Poverty Level (Monthly Income)



- Less than \$798
- \$798 - \$897
- \$898 - \$1588
- \$1589 - \$3192
- Over \$3192

Source: Joshua M. Weiner, 2002 National Health and Retirement Study

Total Oregon Population Growth



Sources: Data Place of US Census Data (<http://www.dataplace.org>), Office of Economic Analysis (http://www.oregon.gov/DAS/OEA/docs/demographic/pop_by_ageandsex.xls), DHS Seniors/Physical Disabilities Data (http://www.oregon.gov/DHS/spd/data/providers/capacity_0511.pdf), Joshua M. Weiner, 2002 National Health and Retirement Study, OHSU Office of Rural Health Physician Data for Oregon (<http://www.ohsu.edu/oregonruralhealth/rhresourcepg.html>)