

Your Community in Focus

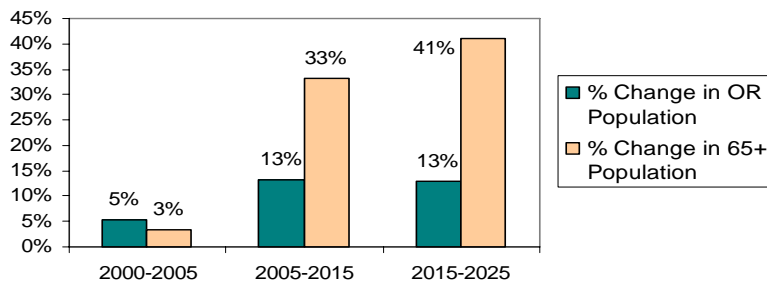
YAMHILL COUNTY



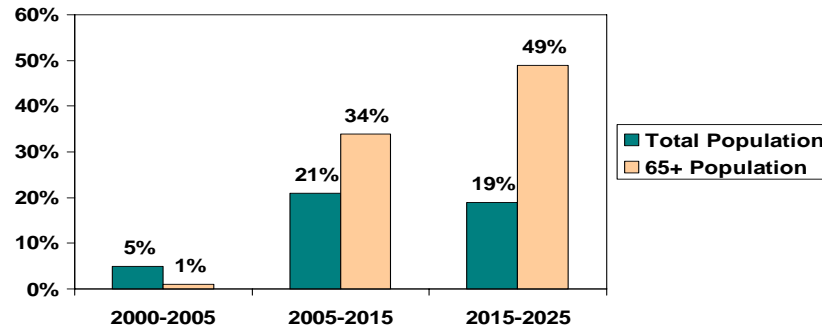
2000 Census Figures	Oregon	Yamhill County	Dayton	Dundee	Lafayette	McMinnville	Newberg	Sheridan	Willamina
Population in 2000:	3,421,399	84,992	2,134	2,609	2,559	26,552	18,113	3,737	1,850
% Population 65+ :	13%	12%	7%	8%	8%	14%	11%	12%	10%
Mid-Range Income:	\$40,916	\$44,111	\$40,556	\$50,284	\$38,611	\$38,953	\$44,206	\$36,673	\$32,326
Homeownership Rate:	64%	70%	75%	82%	78%	61%	62%	59%	65%
% Housing Cost Burden:	56%	50%	48%	61%	59%	52%	54%	50%	46%
% Severe Housing Cost Burden:	29%	24%	21%	31%	31%	26%	22%	22%	22%
Poverty Rate:	12%	9%	14%	7%	13%	13%	7%	14%	14%
Elderly Poverty Rate:	8%	8%	13%	5%	7%	8%	6%	27%	8%



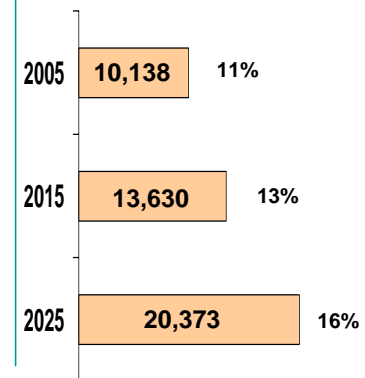
Growth Rate of Oregon's Aging Population



Growth Rate Of Yamhill County's Aging Population

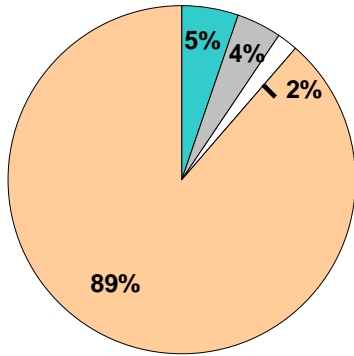


Yamhill County Projected 65+ Population and % of general population

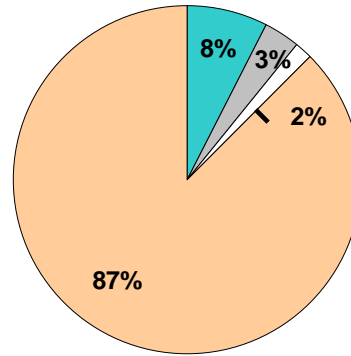


Our population is aging in Yamhill County

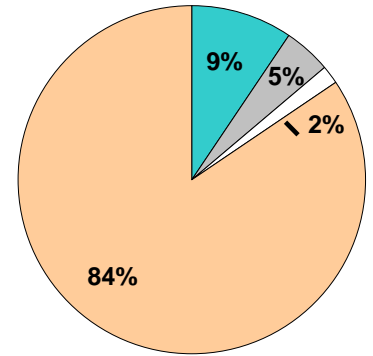
2005 Population



2015 Population



2025 Population



- Under 65
- 65 - 74
- 75 - 84
- 85 +

Age Group	2005	2015	2025
Under 65	79,960	95,182	109,478
65-74	4,871	8,190	12,106
75-84	3,647	3,515	6,107
85 +	1,620	1,925	2,159

Will our facilities meet the needs of Yamhill County seniors?

Facility Type	Count	Available	Occupied
Physicians per 1000 (2004 Data)	1.40	--	--
Hospitals	2	--	--
Community Facilities	35	673	626
Nursing Homes	6	388	247



Today: Employee of the Year

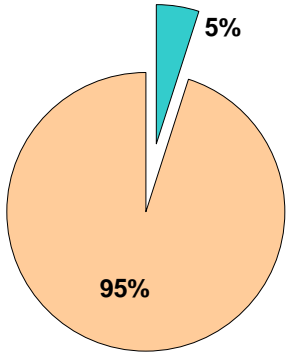
Tomorrow: Will he be able to find the help he needs in 2015?

Yamhill County Projected Medicaid Needs	2005	2015	2025
Seniors receiving Medicaid-funded long-term care and other Medicaid assistance:	797	1071	1601

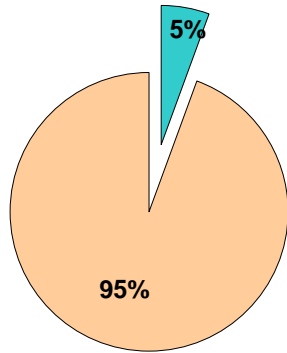
Our Need for Long Term Care is Growing

Yamhill County

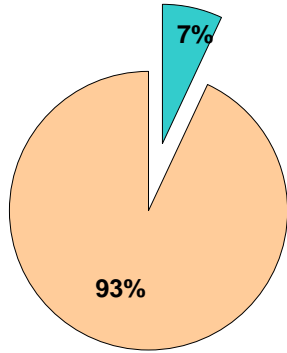
2005



2015



2025



2005

2015

2025

Need Long Term Care

4,446

5,977

8,934

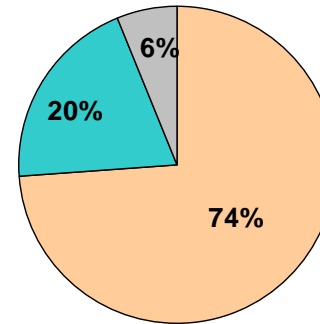
Do not need Long Term Care

85,652

102,835

120,916

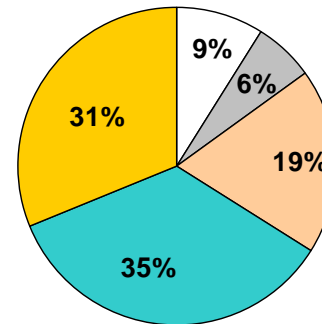
National % of Seniors Needing Assistance Due to Disability



- No Disabilities
- Need assistance with 1-3 activities of daily living
- Need assistance with 3 or more activities of daily living

Source: Joshua M. Weiner, 2002 National Health and Retirement Study

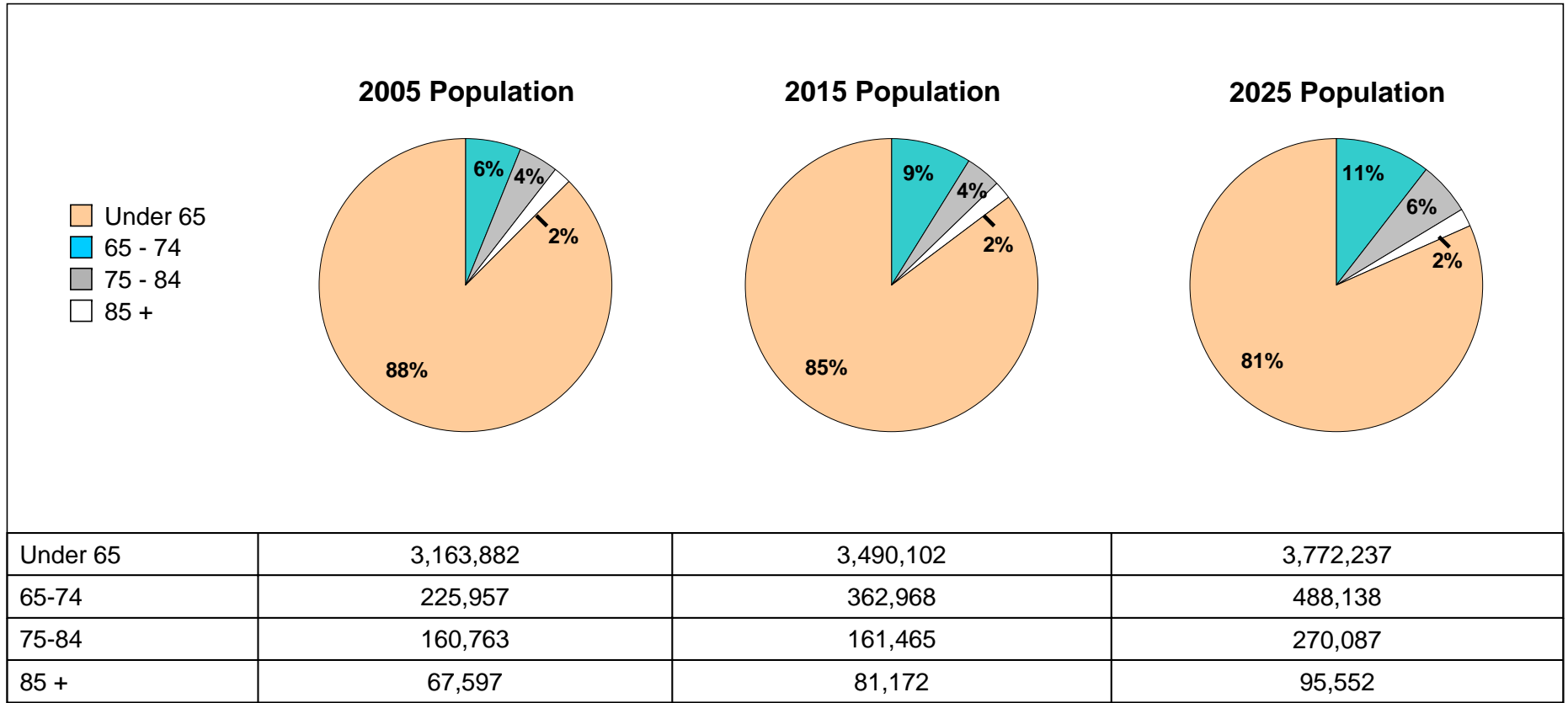
National % of Seniors and Federal Poverty Level (Monthly Income)



- Less than \$798
- \$798 - \$897
- \$898 - \$1588
- \$1589 - \$3192
- Over \$3192

Source: Joshua M. Weiner, 2002 National Health and Retirement Study

Total Oregon Population Growth



Sources: Data Place of US Census Data (<http://www.dataplace.org>), Office of Economic Analysis (http://www.oregon.gov/DAS/OEA/docs/demographic/pop_by_ageandsex.xls), DHS Seniors/Physical Disabilities Data (http://www.oregon.gov/DHS/spd/data/providers/capacity_0511.pdf), Joshua M. Weiner, 2002 National Health and Retirement Study, OHSU Office of Rural Health Physician Data for Oregon (<http://www.ohsu.edu/oregonruralhealth/rhresourcepg.html>)