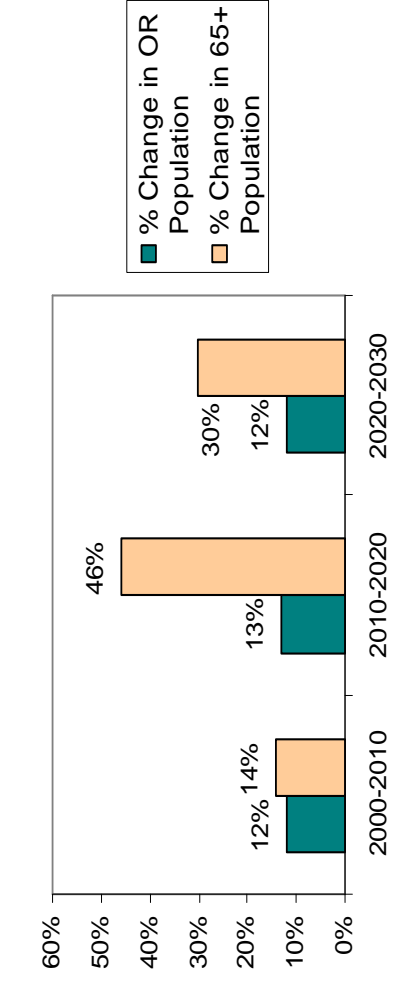


Your Community in Focus CURRY COUNTY

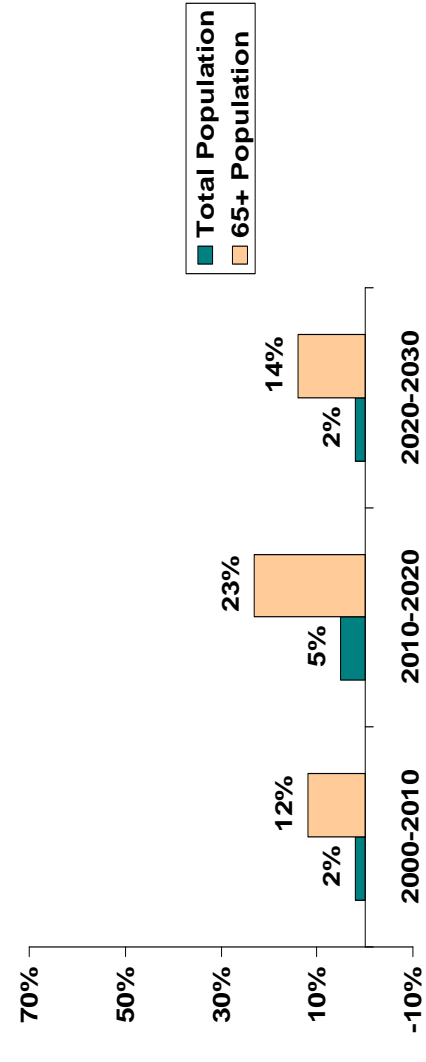
2000 Census Figures	Oregon	Curry County	Brookings	Gold Beach	Harbor	Port Orford
Population in 2000:	3,421,399	21,137	5,363	1,864	2,688	1,153
% Population 65+ :	13%	27%	24%	16%	38%	27%
Mid-Range Income:	\$40,916	\$30,117	\$31,656	\$30,243	\$22,829	\$23,289
Homeownership Rate:	64%	73%	55%	64%	80%	70%
% Housing Cost Burden:	56%	51%	52%	55%	42%	53%
% Severe Housing Cost Burden:	29%	26%	24%	21%	25%	21%
Poverty Rate:	12%	12%	12%	12%	15%	18%
Elderly Poverty Rate:	8%	11%	10%	7%	14%	9%
2010 Est. Pop. (PSU)	3,844,195	21,160	6,490	2,140	NA	1,315



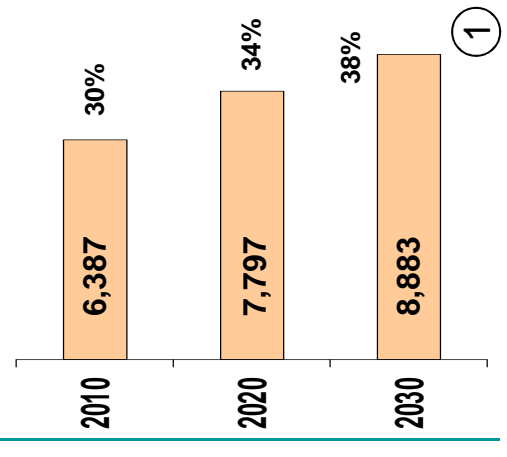
Growth Rate of Oregon's Aging Population



Growth Rate Of Curry County's Aging Population

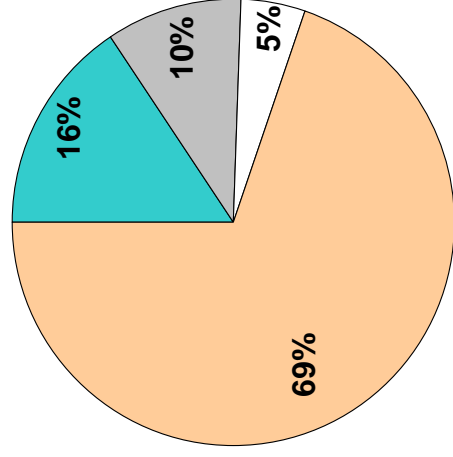


Curry County Projected 65+ Population and % of general population

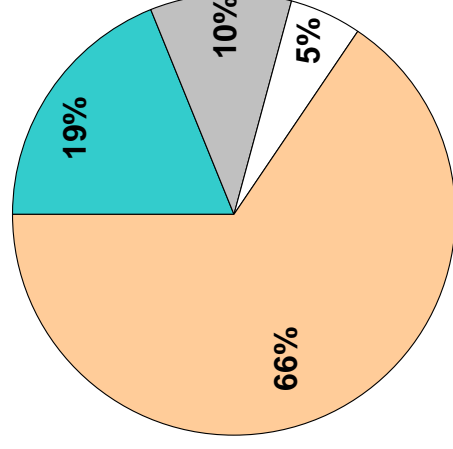


Our population is aging in Curry County

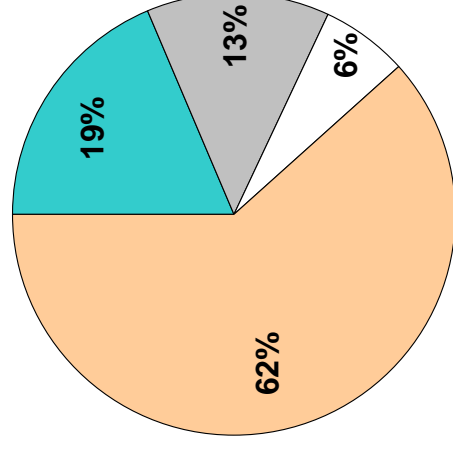
2010 Population



2020 Population



2030 Population



- Under 65
- 65 - 74
- 75 - 84
- 85 +

Under 65	14,773	14,875	14,342
65-74	3,315	4,257	4,304
75-84	2,075	2,379	3,120
85 +	997	1,160	1,459

Will our facilities meet the needs of Curry County seniors?

Facility Type	Count	Available	Occupied
Physicians per 1000	0.93	--	--
Hospitals	1	--	--
Community Facilities (2005 data)	15	217	199
Nursing Homes (2005 data)	1	71	46



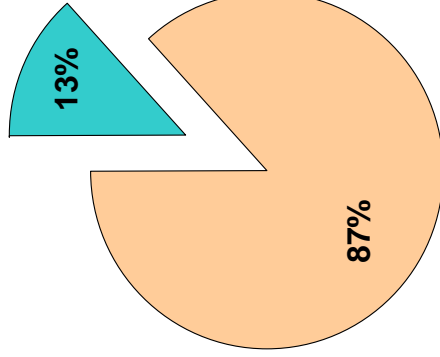
Today: Employee of the Year

Tomorrow: Will he be able to find the help he needs in 2030?

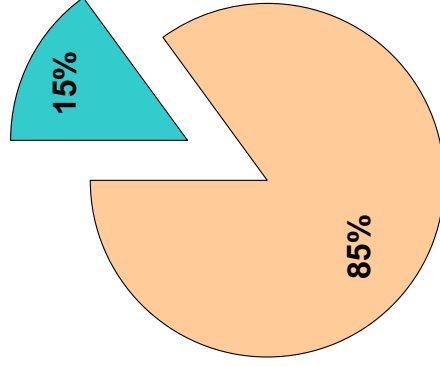
Our Need for Long Term Care is Growing

Curry County

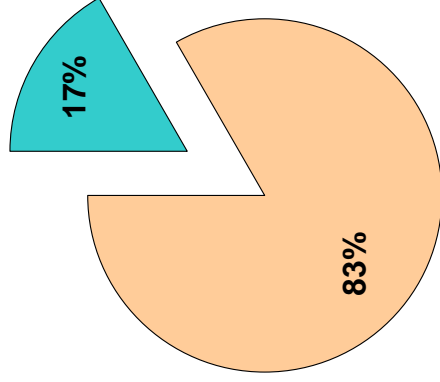
2010



2020



2030



	2010	2020	2030
Need Long Term Care	2,801	3,419	3,895
Do not need Long Term Care	18,359	19,252	19,330

Curry County

Projected Medicaid Needs

Seniors receiving Medicaid-funded long-term care and other Medicaid assistance:

2010

502

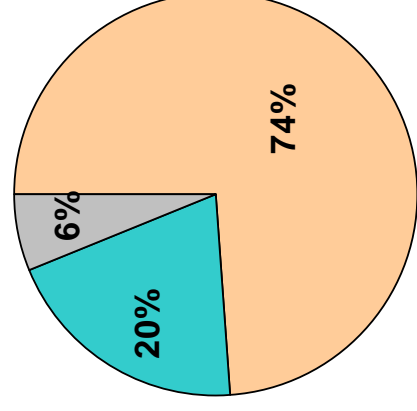
2020

613

2030

698

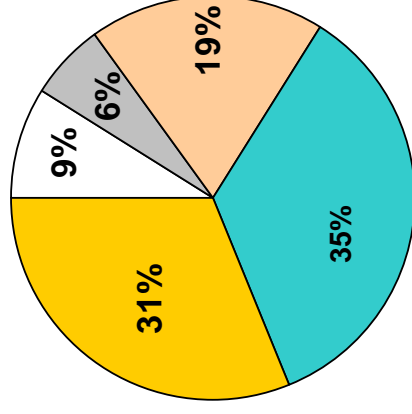
National % of Seniors Needing Assistance Due to Disability



- No Disabilities
- Need assistance with 1-3 activities of daily living
- Need assistance with 3 or more activities of daily living

Source: Joshua M. Weiner, 2002 National Health and Retirement Study

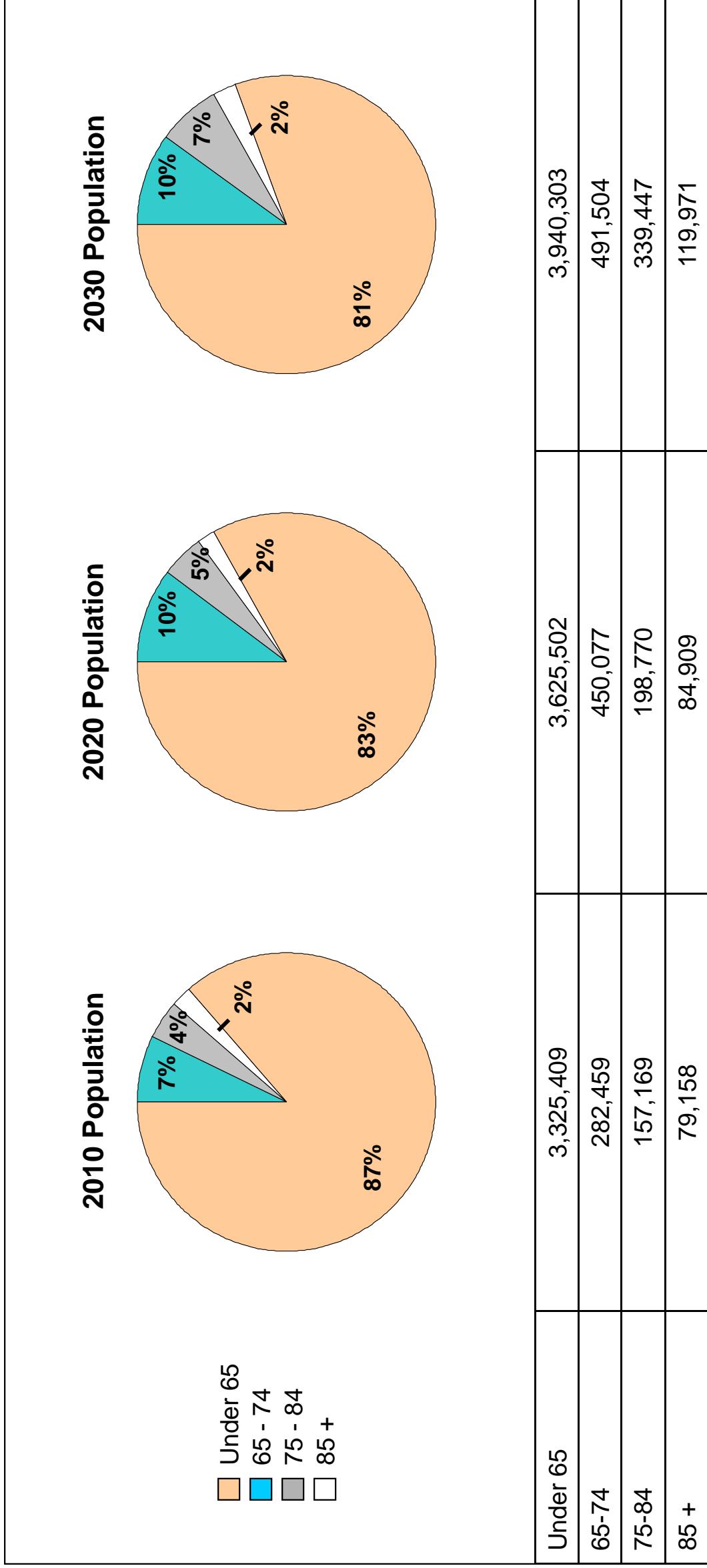
National % of Seniors and Federal Poverty Level (Monthly Income)



- Less than \$798
- \$798 - \$897
- \$898 - \$1588
- \$1589 - \$3192
- Over \$3192

Source: Joshua M. Weiner, 2002 National Health and Retirement Study

Total Oregon Population Growth



Sources: Data Place of US Census Data (<http://www.dataplace.org>), 2010 Population Estimates from Population Research Center (<http://www.pdx.edu/prc/annual-oregon-population-report>), Population Projections from Office of Economic Analysis (http://www.oregon.gov/DAS/OEA/docs/demographic/pop_by_ageandsex.xls), DHS Seniors/Physical Disabilities Data (http://www.oregon.gov/DHS/spd/data/providers/capacity_0511.pdf), Joshua M. Weiner, 2002 National Health and Retirement Study, OHSU Office of Rural Health Physician Data for Oregon (OHSU,Emerson Ong, 503-494-4450)