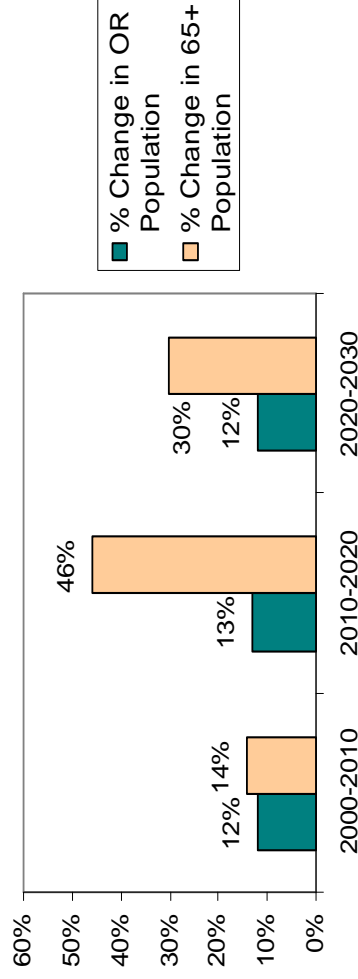


Your Community in Focus GRANT COUNTY

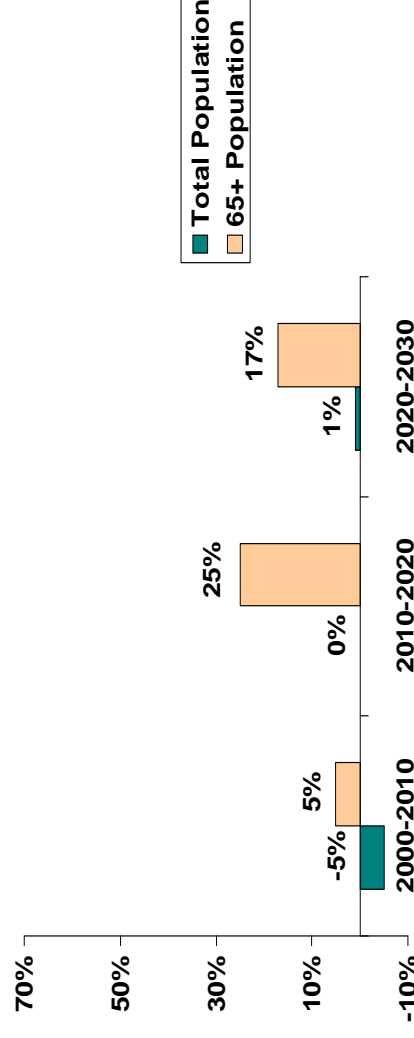
2000 Census Figures	Oregon	Grant County	Canyon City	John Day	Long Creek	Monument	Mount Vernon	Prairie City	Seneca
Population in 2000:	3,421,399	7,935	659	1,800	205	149	598	1,118	273
% Population 65+ :	13%	17%	13%	17%	22%	17%	11%	18%	9%
Mid-Range Income:	\$40,916	\$32,560	\$29,940	\$31,953	\$31,250	\$24,000	\$31,635	\$31,354	\$27,333
Homeownership Rate:	64%	73%	67%	68%	66%	57%	71%	76%	79%
% Housing Cost Burden:	56%	35%	38%	45%	21%	23%	47%	44%	27%
% Severe Housing Cost Burden:	29%	18%	13%	21%	7%	15%	23%	21%	27%
Poverty Rate:	12%	14%	8%	18%	17%	17%	14%	15%	20%
Elderly Poverty Rate:	8%	10%	0%	22%	21%	8%	3%	9%	0%
2010 Est. Pop. (PSU)	3,844,195	7,510	685	1,885	220	135	600	1,110	230



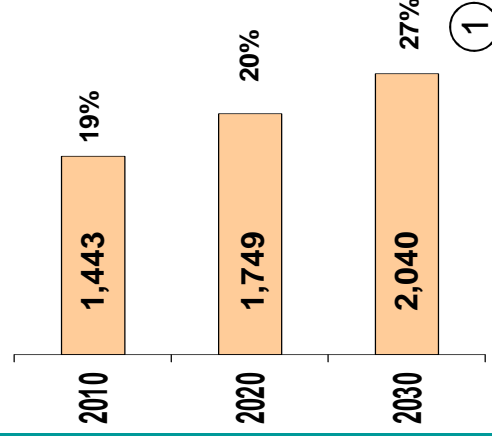
Growth Rate of Oregon's Aging Population



Growth Rate Of Grant County's Aging Population

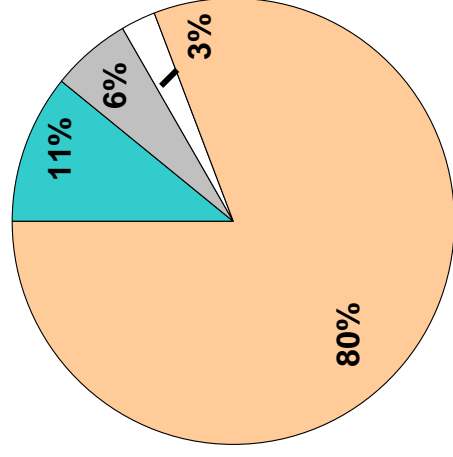


Grant County Projected 65+ Population and % of general population

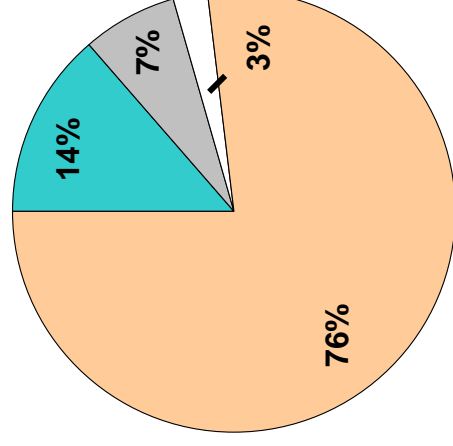


Our population is aging in Grant County

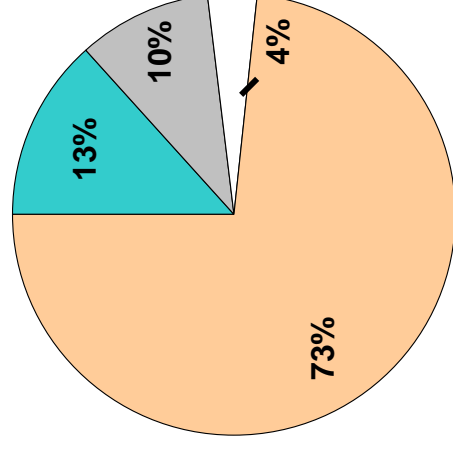
2010 Population



2020 Population



2030 Population



- Under 65
- 65 - 74
- 75 - 84
- 85 +

Under 65	6,067	5,834	5,597
65-74	811	1,042	1,024
75-84	440	513	731
85 +	193	194	285

Will our facilities meet the needs of Grant County seniors?

Facility Type	Count	Available	Occupied
Physicians per 1000	0.66	--	--
Hospitals	1	--	--
Community Facilities (2005 data)	5	73	62
Nursing Homes (2005 data)	1	52	27



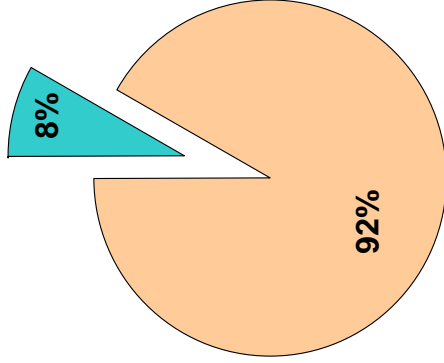
Today: Employee of the Year

Tomorrow: Will he be able to find the help he needs in 2030?

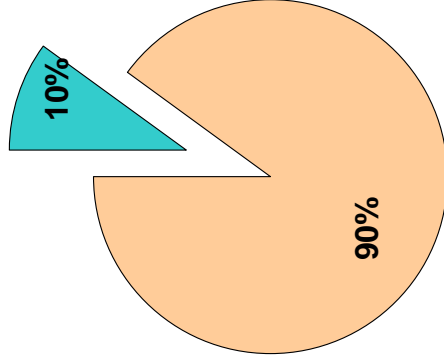
Our Need for Long Term Care is Growing

Grant County

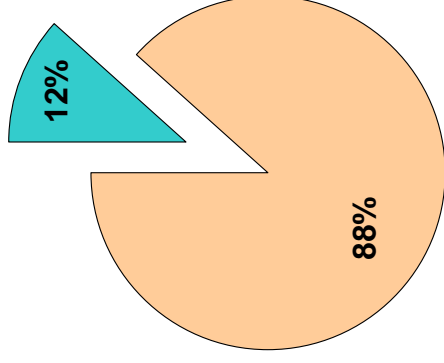
2010



2020



2030



	2010	2020	2030
Need Long Term Care	633	767	895
Do not need Long Term Care	6,877	6,816	6,742

Grant County

Projected Medicaid Needs

Seniors receiving Medicaid-funded long-term care and other Medicaid assistance:

2010

113

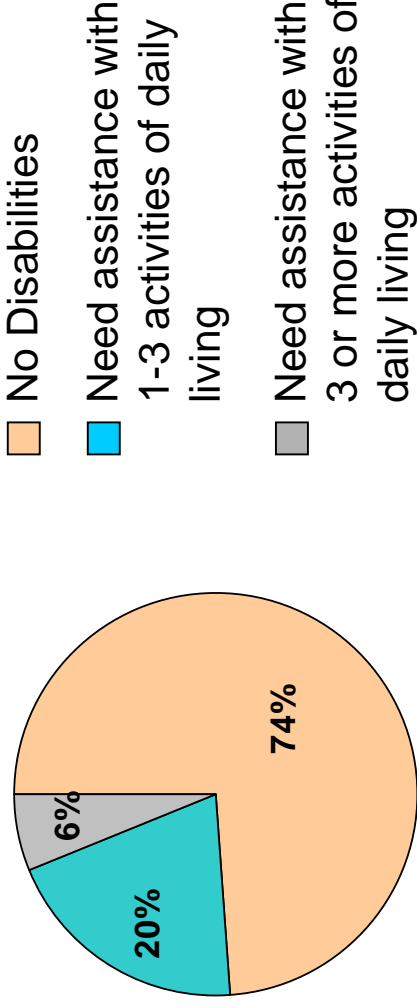
2020

137

2030

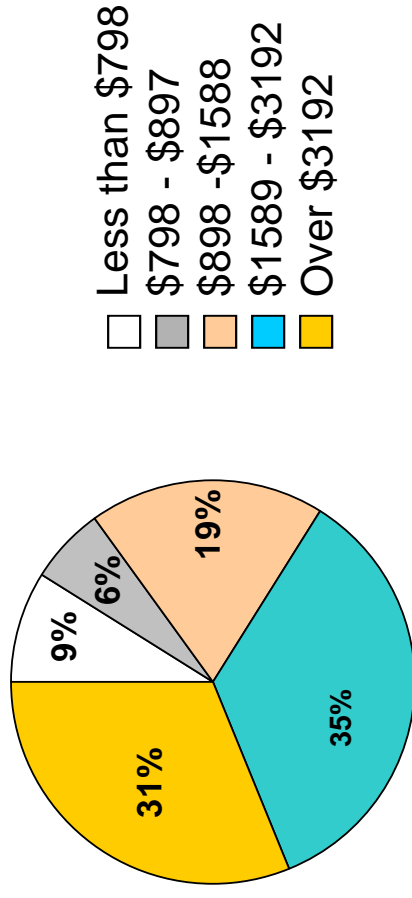
160

National % of Seniors Needing Assistance Due to Disability



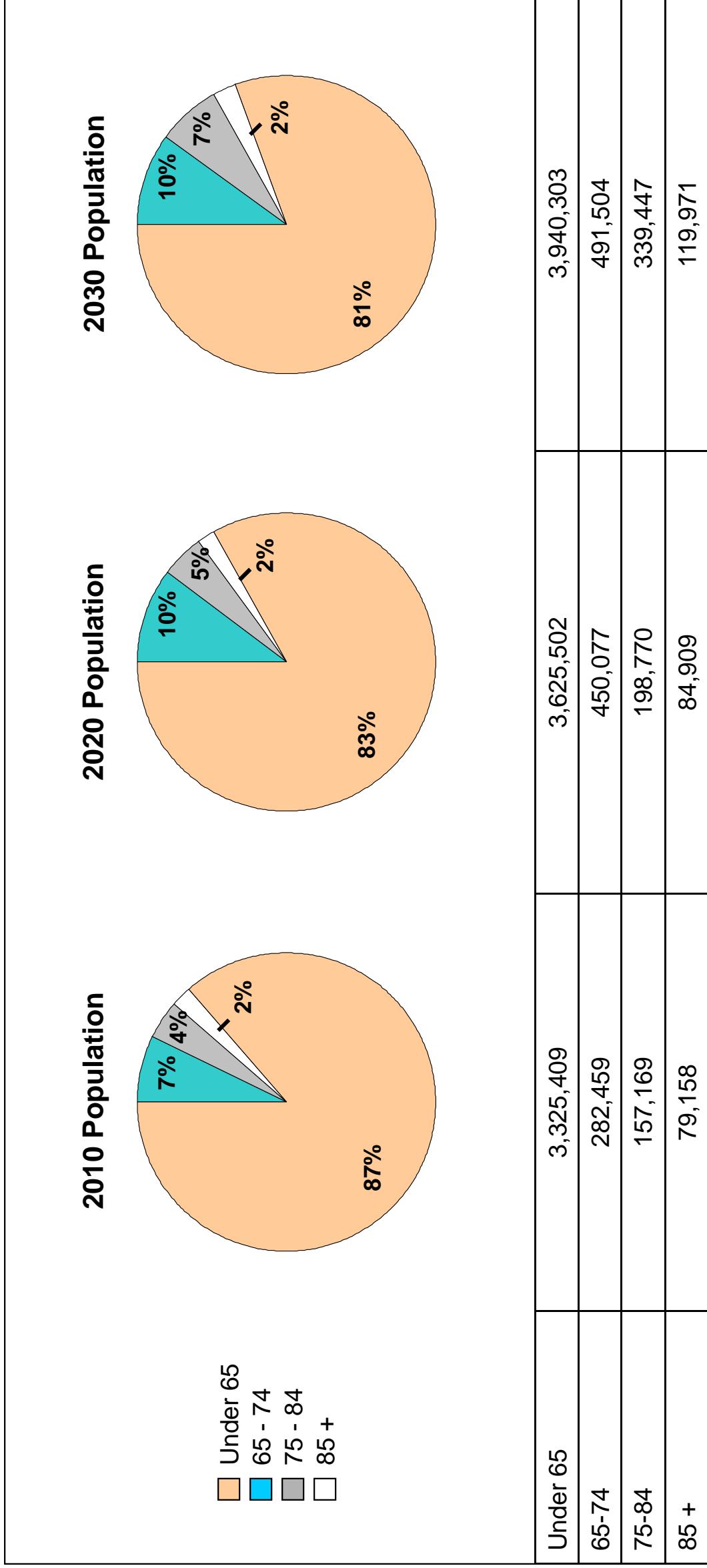
Source: Joshua M. Weiner, 2002 National Health and Retirement Study

National % of Seniors and Federal Poverty Level (Monthly Income)



Source: Joshua M. Weiner, 2002 National Health and Retirement Study

Total Oregon Population Growth



Sources: Data Place of US Census Data (<http://www.dataplace.org>), 2010 Population Estimates from Population Research Center (<http://www.pdx.edu/prc/annual-oregon-population-report>), Population Projections from Office of Economic Analysis (http://www.oregon.gov/DAS/OEA/docs/demographic/pop_by_ageandsex.xls), DHS Seniors/Physical Disabilities Data (http://www.oregon.gov/DHS/spd/data/providers/capacity_0511.pdf), Joshua M. Weiner, 2002 National Health and Retirement Study, OHSU Office of Rural Health Physician Data for Oregon (OHSU,Emerson Ong, 503-494-4450)