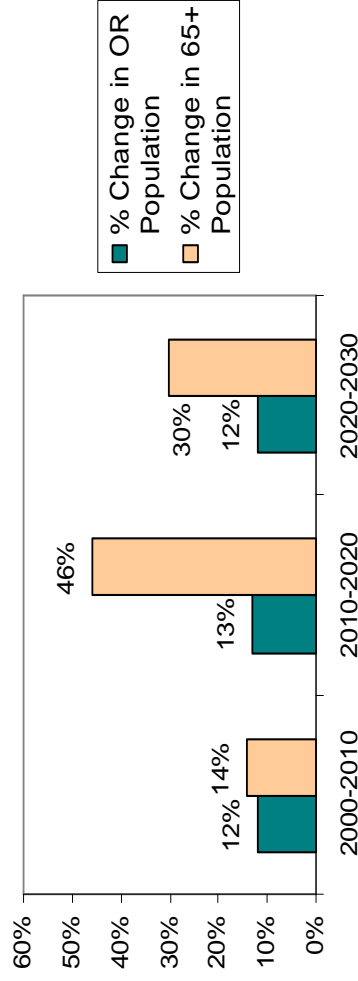


Your Community in Focus HARNEY COUNTY

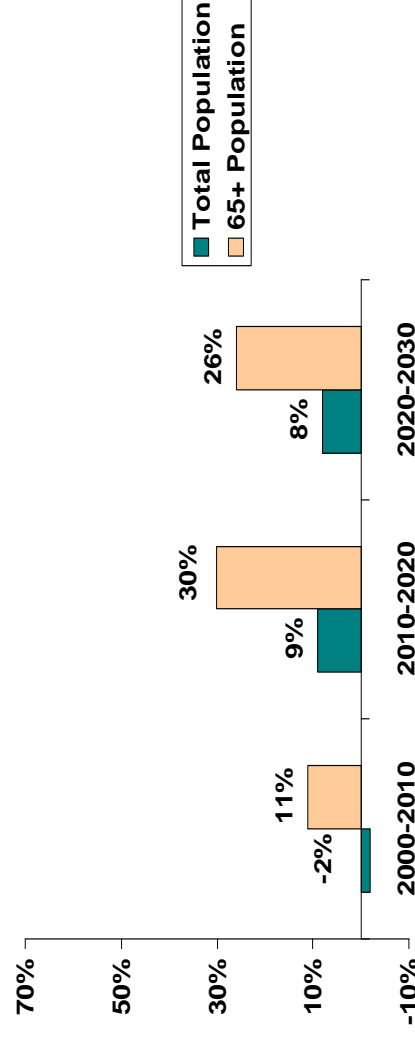
2000 Census Figures	Oregon	Harney County	Burns	Hines
Population in 2000:	3,421,399	7,609	2,940	1,682
% Population 65+ :	13%	15%	17%	12%
Mid-Range Income:	\$40,916	\$30,957	\$26,658	\$40,917
Homeownership Rate:	64%	73%	69%	81%
% Housing Cost Burden:	56%	43%	45%	52%
% Severe Housing Cost Burden:	29%	20%	19%	29%
Poverty Rate:	12%	12%	12%	10%
Elderly Poverty Rate:	8%	14%	15%	17%
2010 Est. Pop. (PSU)	3,844,195	7,720	3,015	1,865



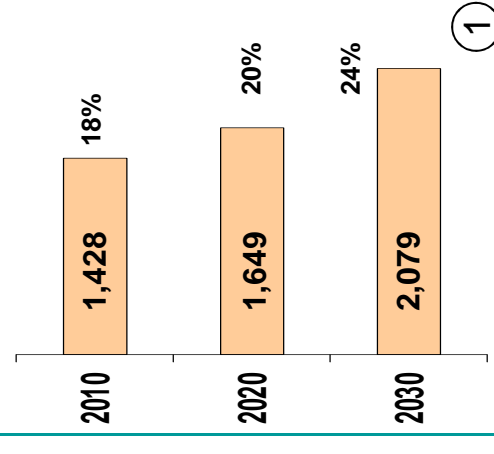
Growth Rate of Oregon's Aging Population



Growth Rate Of Harney County's Aging Population

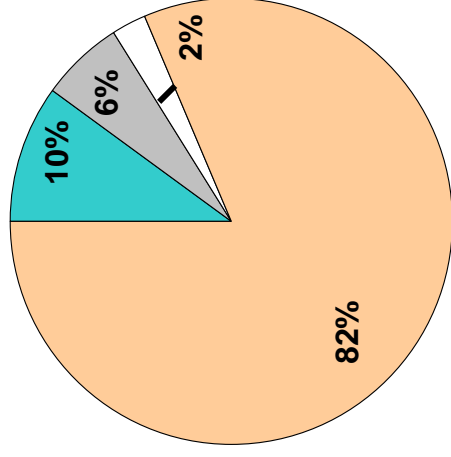


Harney County Projected 65+ Population and % of general population

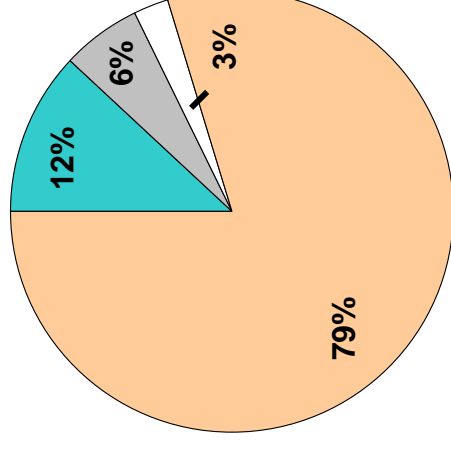


Our population is aging in Harney County

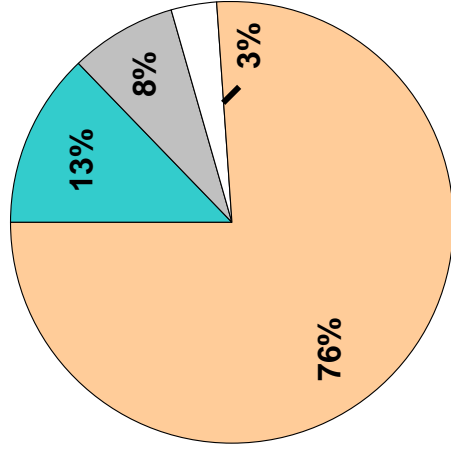
2010 Population



2020 Population



2030 Population



- Under 65
- 65 - 74
- 75 - 84
- 85 +

Under 65	6,292	6,449	6,666
65-74	781	970	1,106
75-84	457	470	694
85 +	189	208	279

Will our facilities meet the needs of Harney County seniors?

Facility Type	Count	Available	Occupied
Physicians per 1000	0.91	--	--
Hospitals	1	--	--
Community Facilities (2005 data)	5	70	63
Nursing Homes (2005 data)	0	0	0



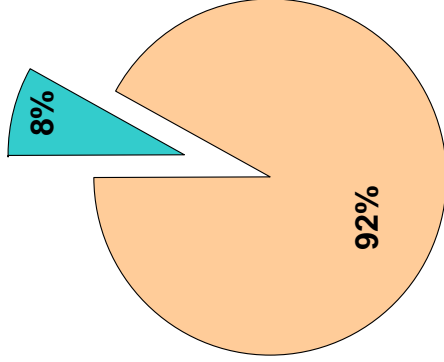
Today: Employee of the Year

Tomorrow: Will he be able to find the help he needs in 2030?

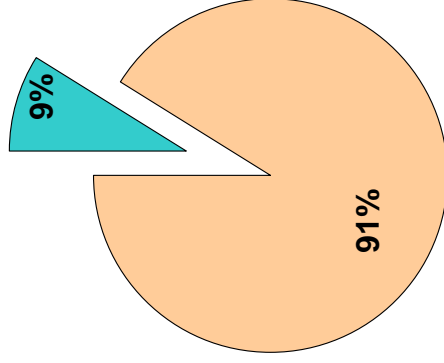
Our Need for Long Term Care is Growing

Harney County

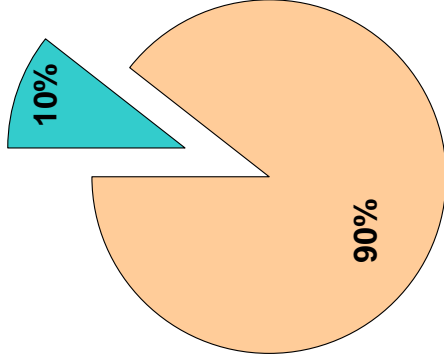
2010



2020



2030



	2010	2020	2030
Need Long Term Care	626	723	912
Do not need Long Term Care	7,094	7,375	7,833

Harney County

Projected Medicaid Needs

Seniors receiving Medicaid-funded long-term care and other Medicaid assistance:

2010

112

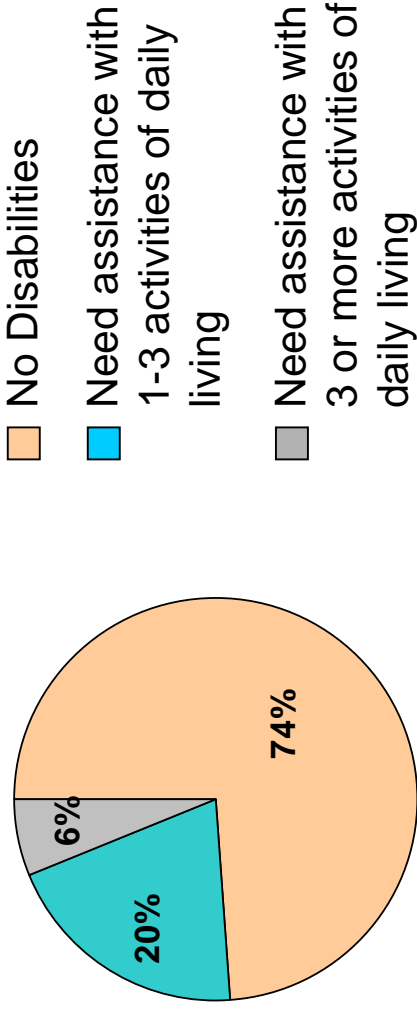
2020

130

2030

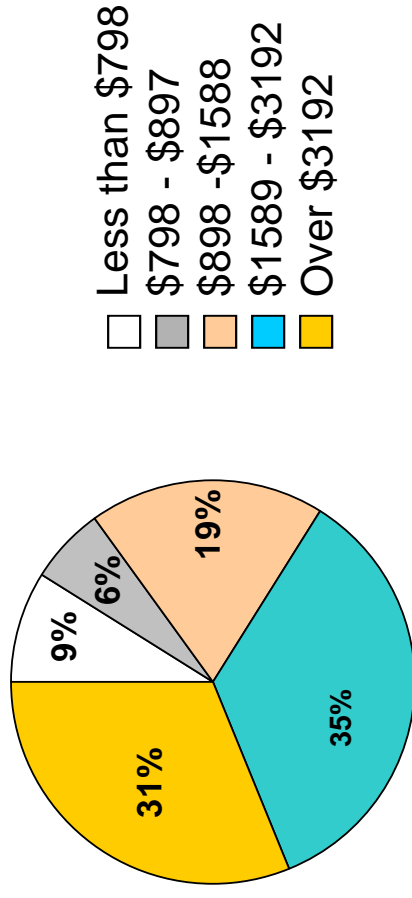
163

National % of Seniors Needing Assistance Due to Disability



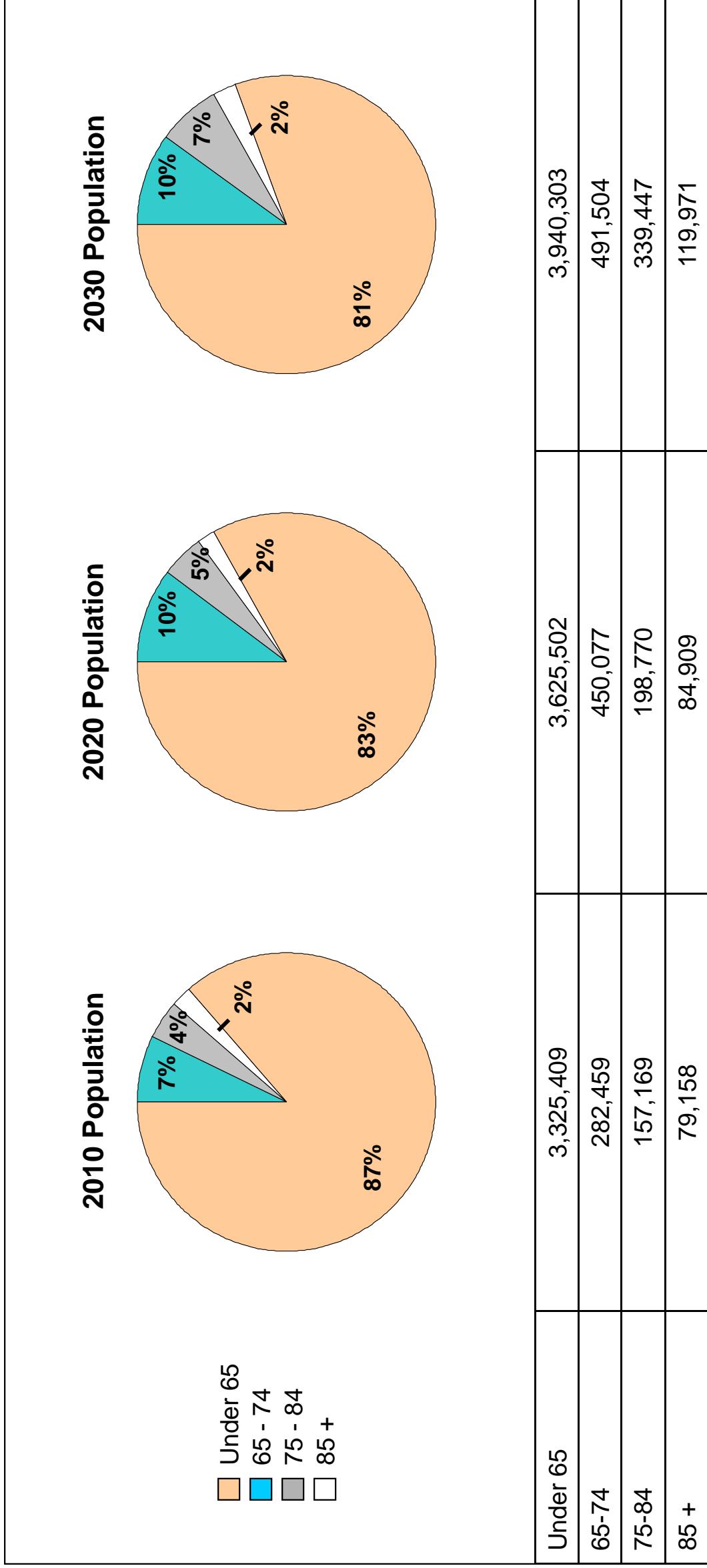
Source: Joshua M. Weiner, 2002 National Health and Retirement Study

National % of Seniors and Federal Poverty Level (Monthly Income)



Source: Joshua M. Weiner, 2002 National Health and Retirement Study

Total Oregon Population Growth



Sources: Data Place of US Census Data (<http://www.dataplace.org>), 2010 Population Estimates from Population Research Center (<http://www.pdx.edu/prc/annual-oregon-population-report>), Population Projections from Office of Economic Analysis (http://www.oregon.gov/DAS/OEA/docs/demographic/pop_by_ageandsex.xls), DHS Seniors/Physical Disabilities Data (http://www.oregon.gov/DHS/spd/data/providers/capacity_0511.pdf), Joshua M. Weiner, 2002 National Health and Retirement Study, OHSU Office of Rural Health Physician Data for Oregon (OHSU,Emerson Ong, 503-494-4450)