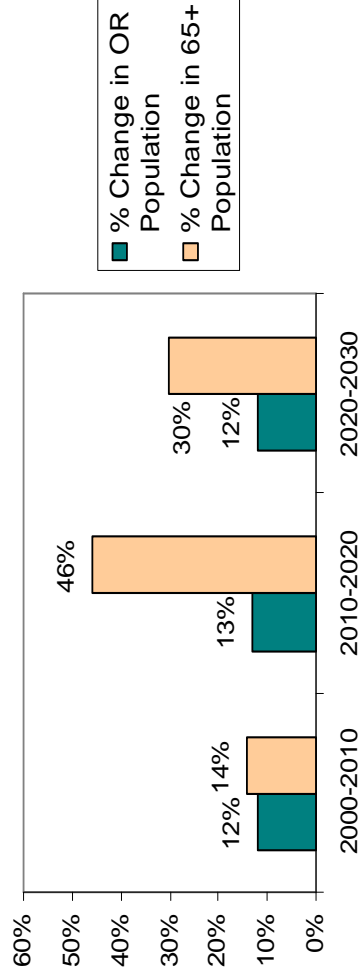


Your Community in Focus JOSEPHINE COUNTY

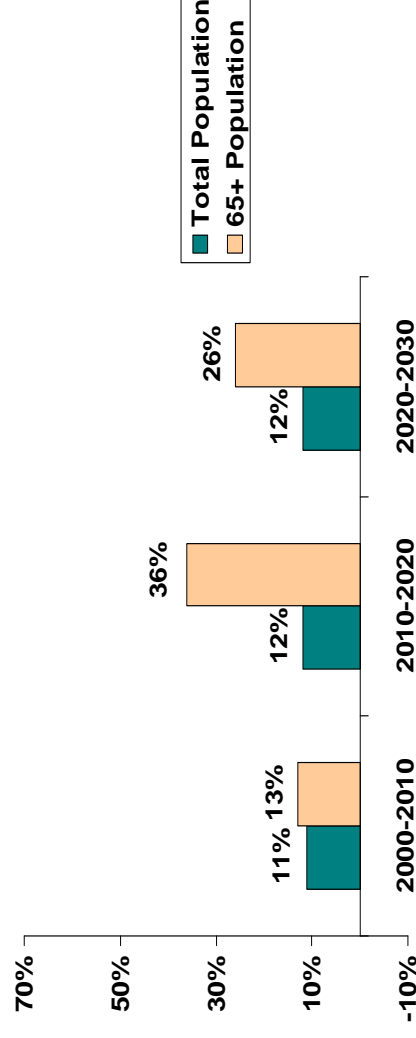
2000 Census Figures	Oregon	Josephine County	Cave Junction	Grants Pass	Harbeck-Fruitdale	Redwood
Population in 2000:	3,421,399	75,726	1,395	22,865	3,848	5,925
% Population 65+ :	13%	20%	21%	20%	21%	21%
Mid-Range Income:	\$40,916	\$31,229	\$17,161	\$29,197	\$29,821	\$33,310
Homeownership Rate:	64%	70%	53%	54%	68%	65%
% Housing Cost Burden:	56%	54%	54%	58%	51%	57%
% Severe Housing Cost Burden:	29%	30%	25%	28%	30%	35%
Poverty Rate:	12%	15%	29%	15%	19%	13%
Elderly Poverty Rate:	8%	7%	12%	7%	8%	5%
2010 Est. Pop. (PSU)	3,844,195	83,600	1,740	33,225	NA	NA



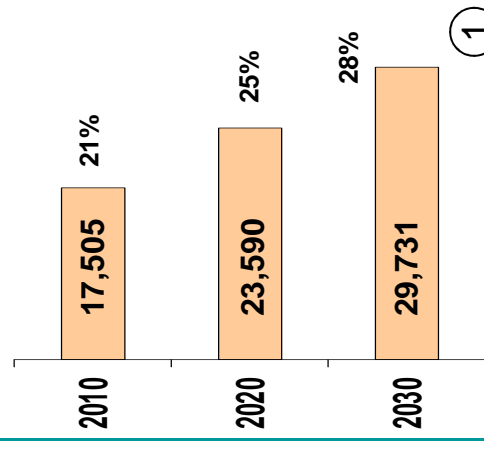
Growth Rate of Oregon's Aging Population



Growth Rate Of Josephine County's Aging Population

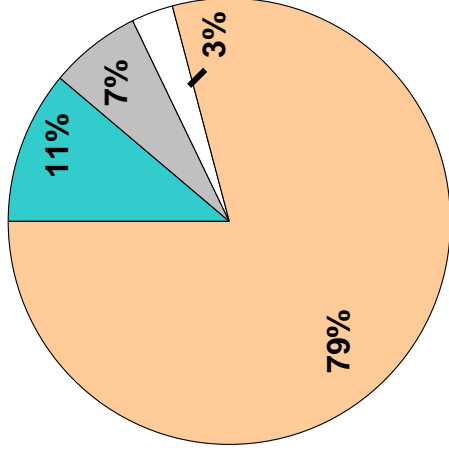


Josephine County Projected 65+ Population and % of general population

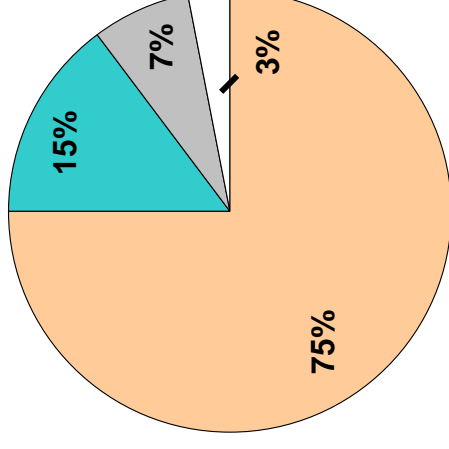


Our population is aging in Josephine County

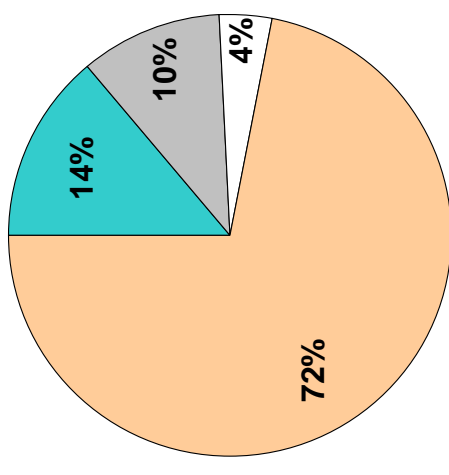
2010 Population



2020 Population



2030 Population



- Under 65
- 65 - 74
- 75 - 84
- 85 +

Under 65	66,095	70,795	75,821
65-74	9,233	13,772	14,568
75-84	5,646	6,873	10,945
85 +	2,625	2,945	4,217

Will our facilities meet the needs of Josephine County seniors?

Facility Type	Count	Available	Occupied
Physicians per 1000	1.69	--	--
Hospitals	1	--	--
Community Facilities (2005 data)	43	651	601
Nursing Homes (2005 data)	4	511	361



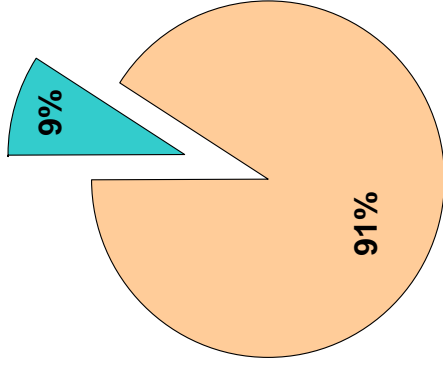
Today: Employee of the Year

Tomorrow: Will he be able to find the help he needs in 2030?

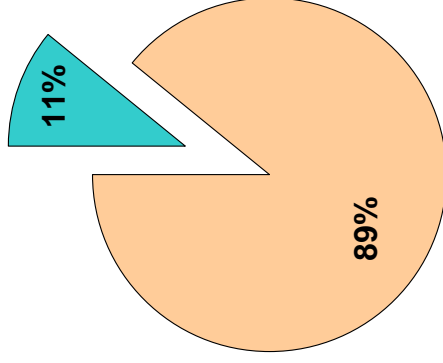
Our Need for Long Term Care is Growing

Josephine County

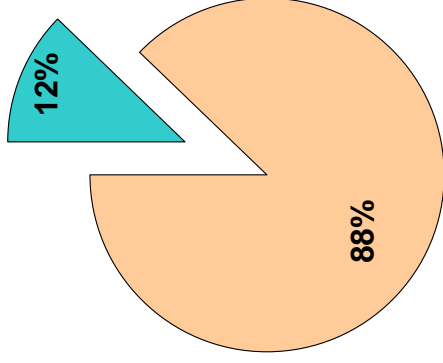
2010



2020



2030



	2010	2020	2030
Need Long Term Care	7,676	10,345	13,037
Do not need Long Term Care	75,924	84,041	92,515

Josephine County

Projected Medicaid Needs

Seniors receiving Medicaid-funded long-term care and other Medicaid assistance:

2010

1376

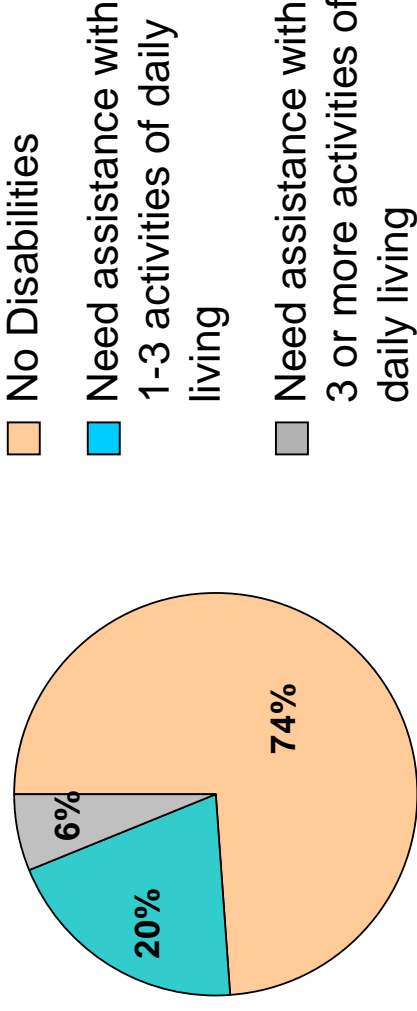
2020

1854

2030

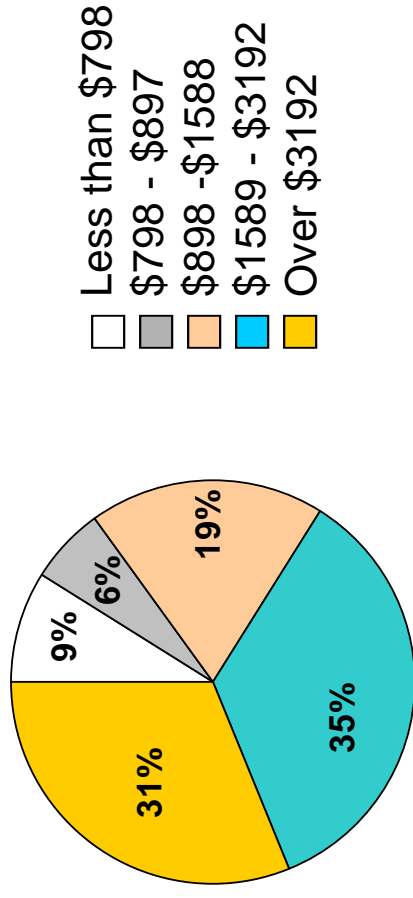
2337

National % of Seniors Needing Assistance Due to Disability



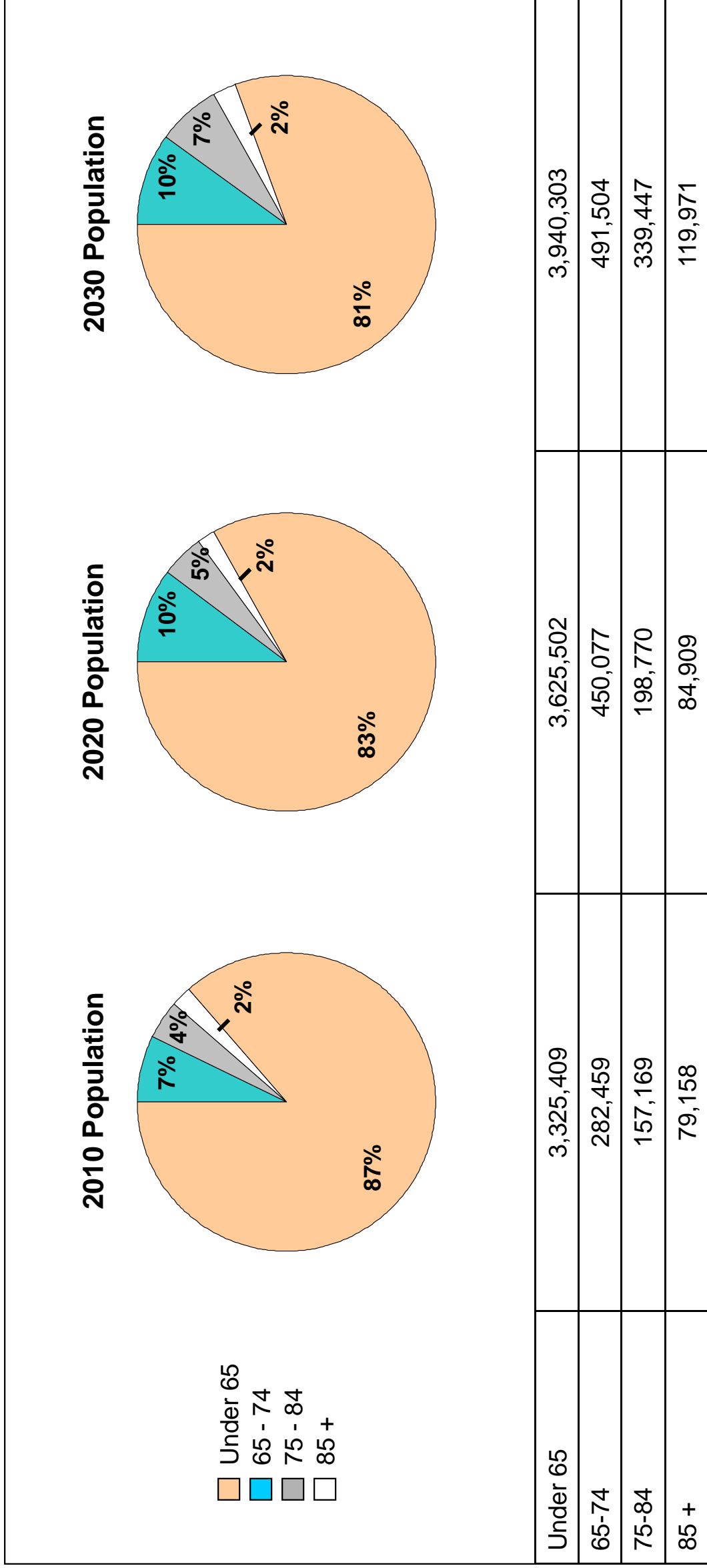
Source: Joshua M. Weiner, 2002 National Health and Retirement Study

National % of Seniors and Federal Poverty Level (Monthly Income)



Source: Joshua M. Weiner, 2002 National Health and Retirement Study

Total Oregon Population Growth



Sources: Data Place of US Census Data (<http://www.dataplace.org>), 2010 Population Estimates from Population Research Center (<http://www.pdx.edu/prc/annual-oregon-population-report>), Population Projections from Office of Economic Analysis (http://www.oregon.gov/DAS/OEA/docs/demographic/pop_by_ageandsex.xls), DHS Seniors/Physical Disabilities Data (http://www.oregon.gov/DHS/spd/data/providers/capacity_0511.pdf), Joshua M. Weiner, 2002 National Health and Retirement Study, OHSU Office of Rural Health Physician Data for Oregon (OHSU,Emerson Ong, 503-494-4450)