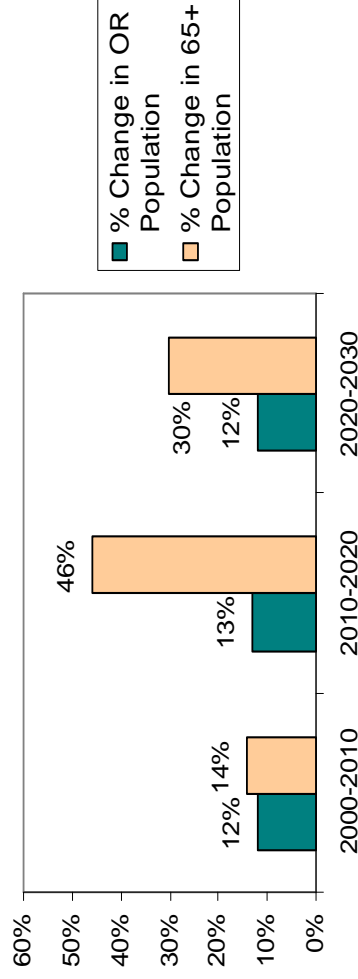


Your Community in Focus KLAMATH COUNTY

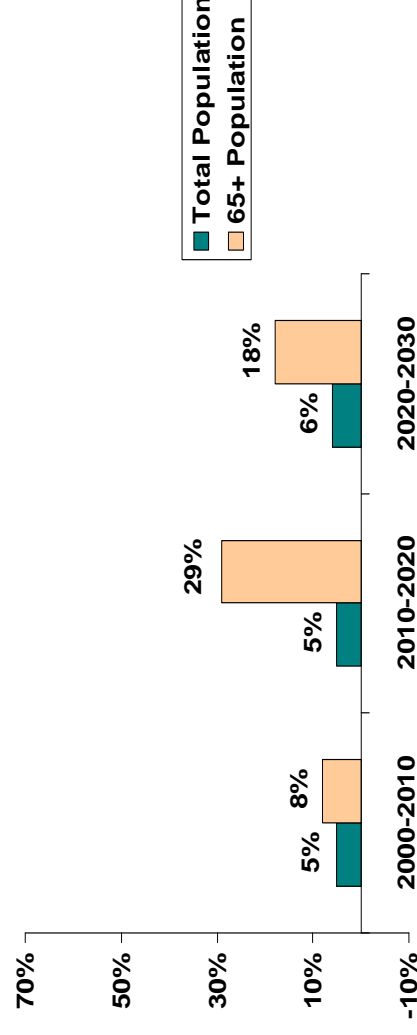
2000 Census Figures	Oregon	Klamath County	Altamont	Bonanza	Chiloquin	Klamath Falls	Malin	Merrill
Population in 2000:	3,421,399	63,775	19,768	428	737	19,335	613	896
% Population 65+ :	13%	15%	16%	10%	12%	13%	10%	18%
Mid-Range Income:	\$40,916	\$31,537	\$31,831	\$31,944	\$20,688	\$28,498	\$29,750	\$23,304
Homeownership Rate:	64%	68%	72%	66%	66%	49%	62%	68%
% Housing Cost Burden:	56%	52%	54%	46%	50%	57%	38%	47%
% Severe Housing Cost Burden:	29%	25%	25%	23%	20%	28%	9%	24%
Poverty Rate:	12%	17%	14%	17%	31%	22%	27%	24%
Elderly Poverty Rate:	8%	8%	6%	12%	6%	10%	0%	12%
2010 Est. Pop. (PSU)	3,844,195	66,475	NA	470	720	21,480	810	915



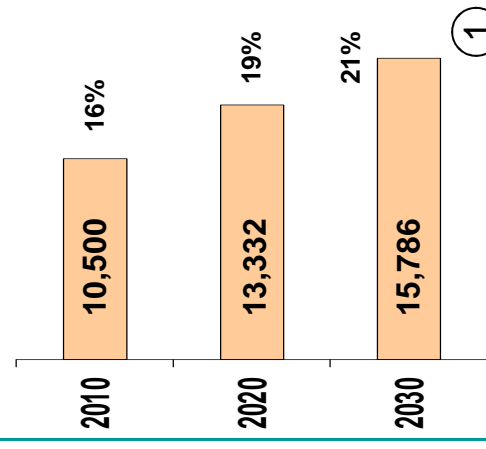
Growth Rate of Oregon's Aging Population



Growth Rate of Klamath County's Aging Population

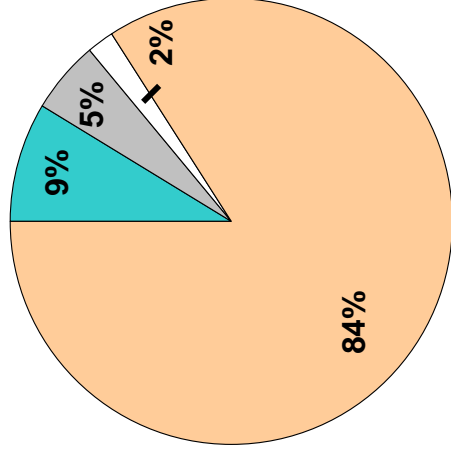


Klamath County Projected 65+ Population and % of general population

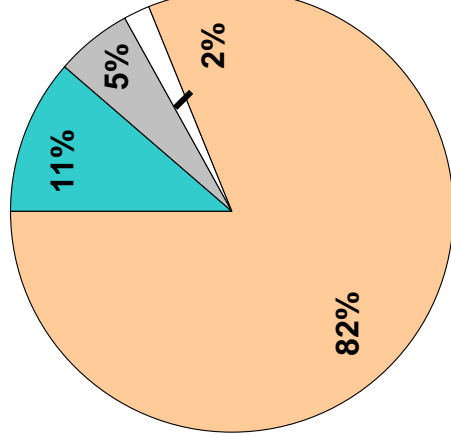


Our population is aging in Klamath County

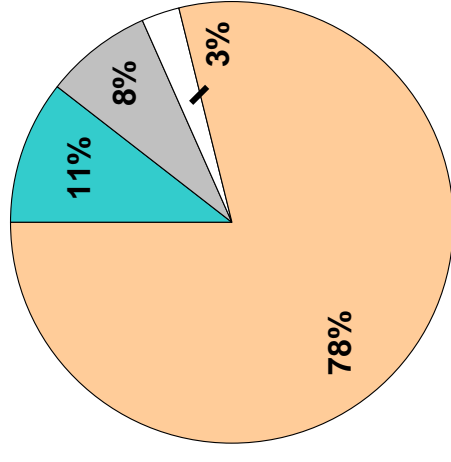
2010 Population



2020 Population



2030 Population



- Under 65
- 65 - 74
- 75 - 84
- 85 +

Under 65	55,975	57,263	59,138
65-74	5,808	8,054	7,873
75-84	3,405	3,843	5,855
85 +	1,286	1,436	2,058

Will our facilities meet the needs of Klamath County seniors?

Facility Type	Count	Available	Occupied
Physicians per 1000	2.07	--	--
Hospitals	1	--	--
Community Facilities (2005 data)	48	435	418
Nursing Homes (2005 data)	1	116	88



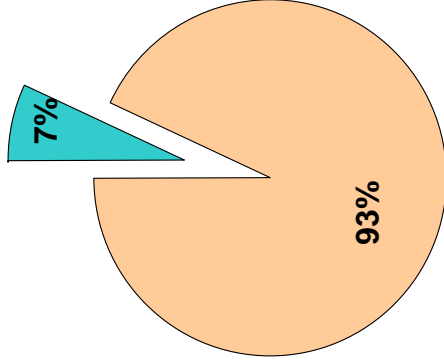
Today: Employee of the Year

Tomorrow: Will he be able to find the help he needs in 2030?

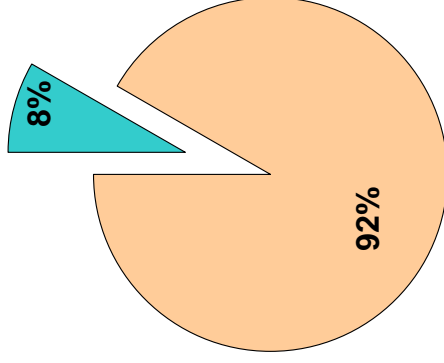
Our Need for Long Term Care is Growing

Klamath County

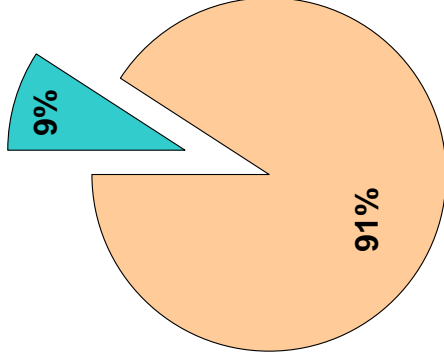
2010



2020



2030



	2010	2020	2030
Need Long Term Care	4,604	5,846	6,922
Do not need Long Term Care	61,871	64,749	68,002

Klamath County

Projected Medicaid Needs

Seniors receiving Medicaid-funded long-term care and other Medicaid assistance:

2010

825

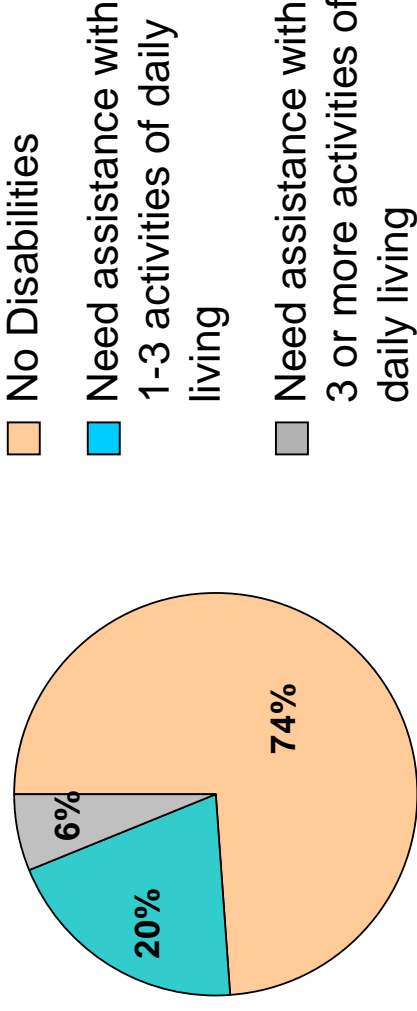
2020

1048

2030

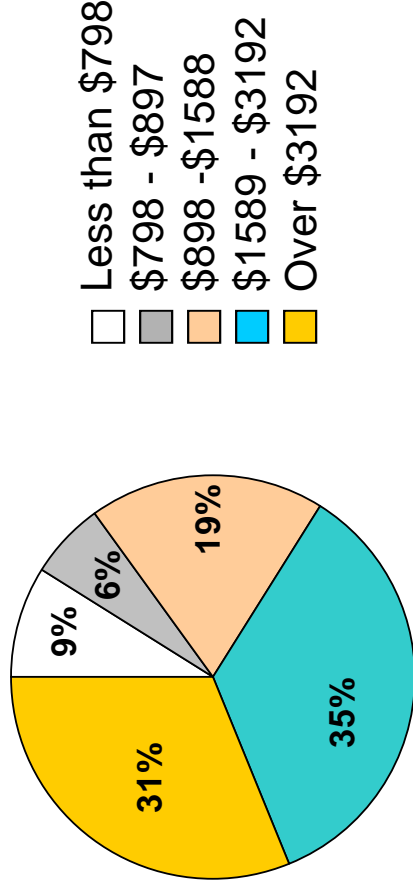
1241

National % of Seniors Needing Assistance Due to Disability



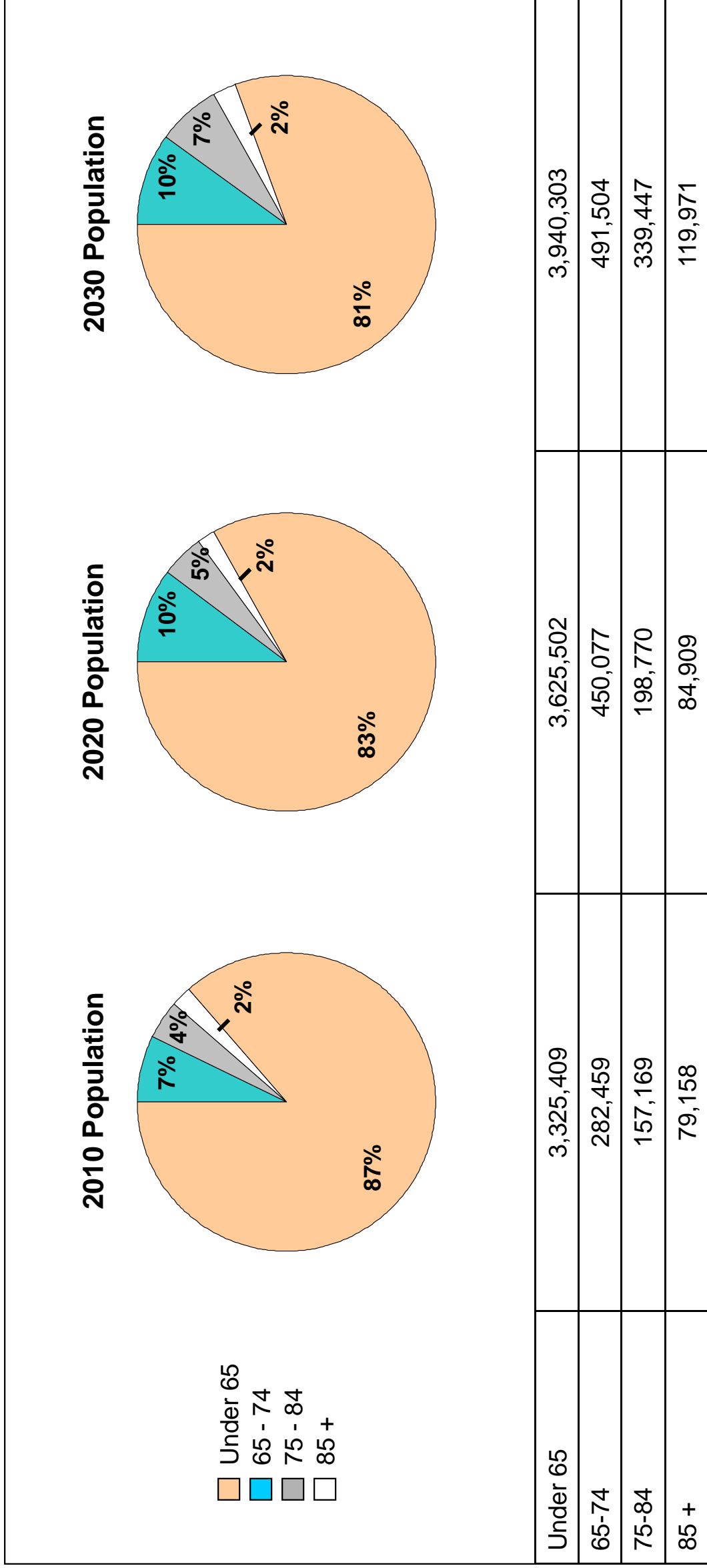
Source: Joshua M. Weiner, 2002 National Health and Retirement Study

National % of Seniors and Federal Poverty Level (Monthly Income)



Source: Joshua M. Weiner, 2002 National Health and Retirement Study

Total Oregon Population Growth



Sources: Data Place of US Census Data (<http://www.dataplace.org>), 2010 Population Estimates from Population Research Center (<http://www.pdx.edu/prc/annual-oregon-population-report>), Population Projections from Office of Economic Analysis (http://www.oregon.gov/DAS/OEA/docs/demographic/pop_by_ageandsex.xls), DHS Seniors/Physical Disabilities Data (http://www.oregon.gov/DHS/spd/data/providers/capacity_0511.pdf), Joshua M. Weiner, 2002 National Health and Retirement Study, OHSU Office of Rural Health Physician Data for Oregon (OHSU,Emerson Ong, 503-494-4450)