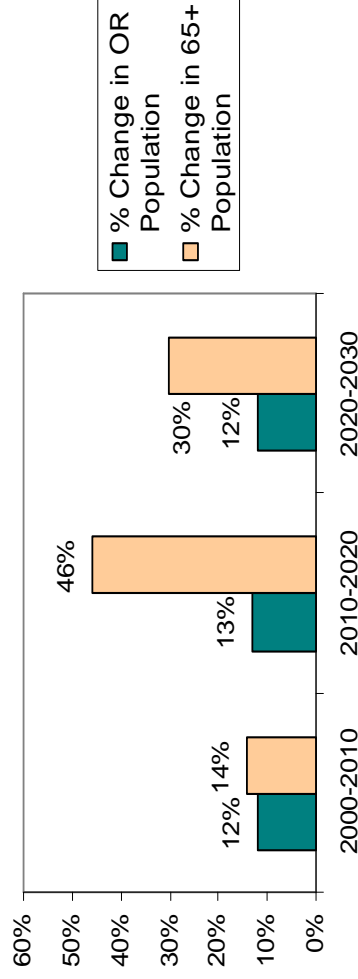


Your Community in Focus LINCOLN COUNTY

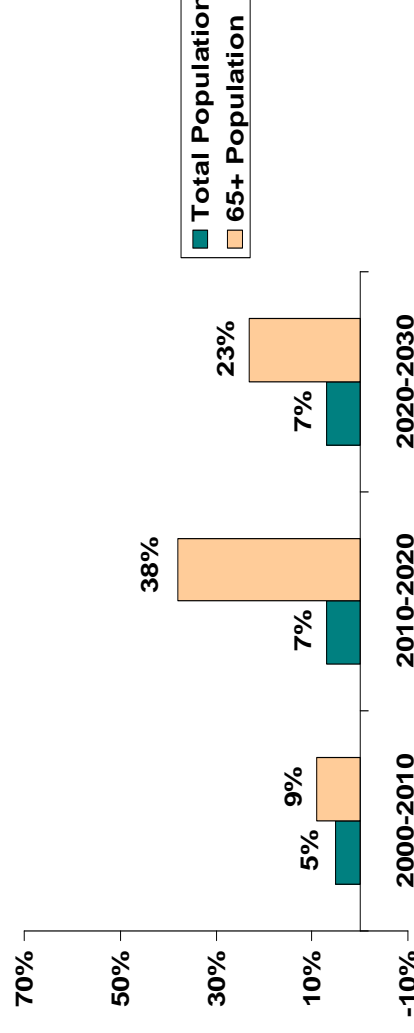
2000 Census Figures	Oregon	Lincoln County	Depeo Bay	Lincoln City	Newport	Siletz	Toledo	Waldport	Yachats
Population in 2000:	3,421,399	44,479	1,188	7,307	9,493	1,174	3,438	2,054	644
% Population 65+ :	13%	19%	28%	19%	18%	13%	8%	22%	28%
Mid-Range Income:	\$40,916	\$32,769	\$35,417	\$24,959	\$31,996	\$38,542	\$34,503	\$33,301	\$32,308
Homeownership Rate:	64%	66%	70%	45%	51%	74%	65%	66%	72%
% Housing Cost Burden:	56%	59%	65%	65%	62%	44%	60%	61%	55%
% Severe Housing Cost Burden:	29%	30%	30%	27%	30%	22%	45%	33%	33%
Poverty Rate:	12%	14%	8%	16%	14%	15%	19%	17%	14%
Elderly Poverty Rate:	8%	7%	2%	7%	8%	8%	9%	10%	0%
2010 Est. Pop. (PSU)	3,844,195	44,620	1,425	7,955	10,605	1,195	3,655	2,160	815



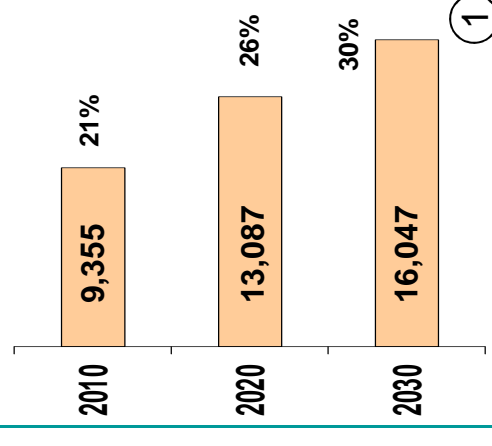
Growth Rate of Oregon's Aging Population



Growth Rate of Lincoln County's Aging Population

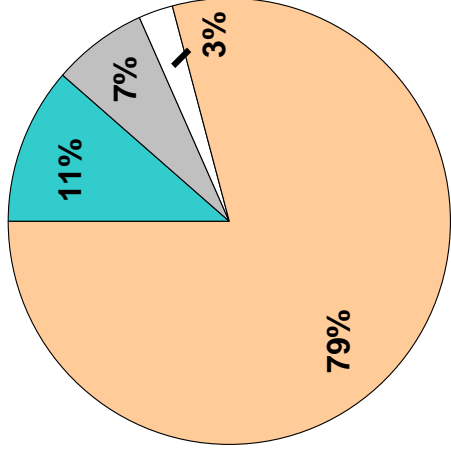


Lincoln County Projected 65+ Population and % of general population

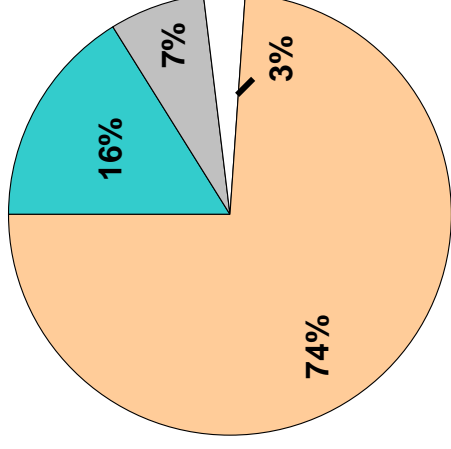


Our population is aging in Lincoln County

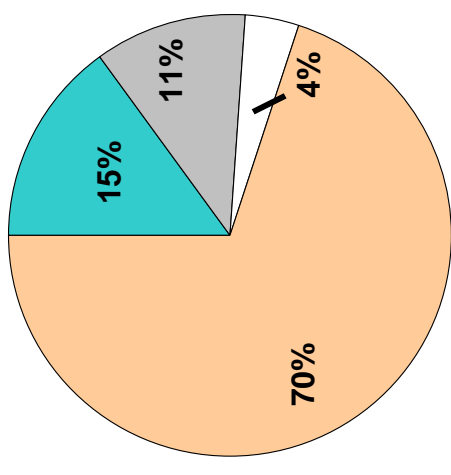
2010 Population



2020 Population



2030 Population



- Under 65
- 65 - 74
- 75 - 84
- 85 +

Under 65	35,265	37,291	37,663
65-74	5,038	8,092	8,063
75-84	3,125	3,575	6,033
85 +	1,192	1,421	1,951

Will our facilities meet the needs of Lincoln County seniors?

Facility Type	Count	Available	Occupied
Physicians per 1000	1.45	--	--
Hospitals	2	--	--
Community Facilities (2005 data)	24	329	280
Nursing Homes (2005 data)	2	160	93

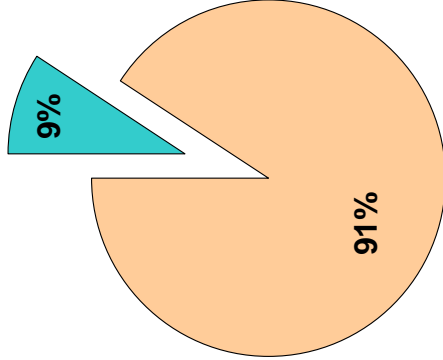


Today: Employee of the Year
Tomorrow: Will he be able to find the help he needs in 2030?

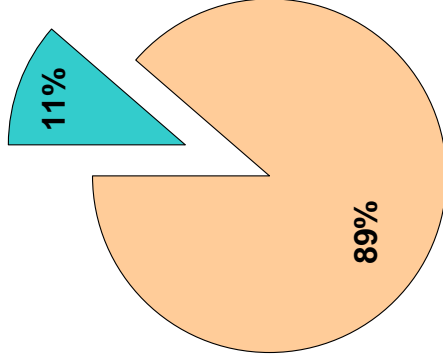
Our Need for Long Term Care is Growing

Lincoln County

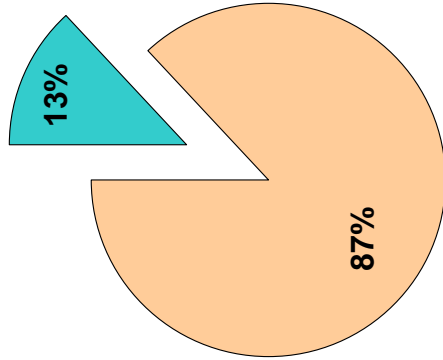
2010



2020



2030



Need Long Term Care

4,102

5,739

7,037

Do not need Long Term Care

40,518

44,640

46,673

Lincoln County

Projected Medicaid Needs

Seniors receiving Medicaid-funded long-term care and other Medicaid assistance:

2010

735

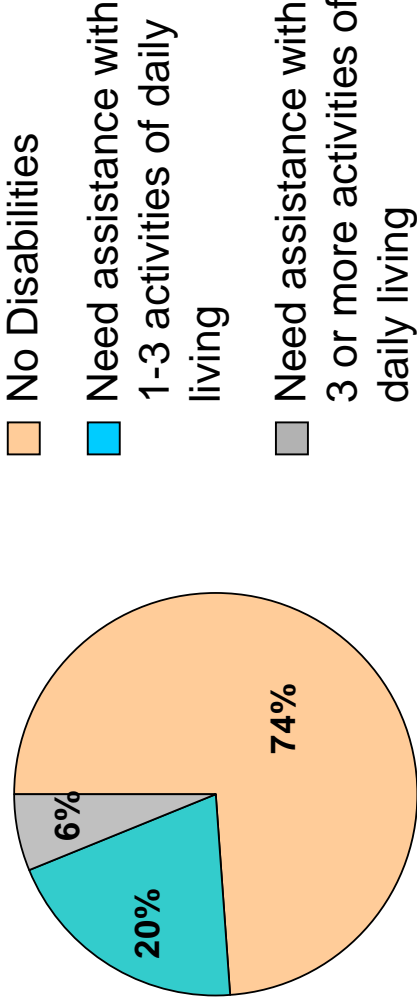
2020

1029

2030

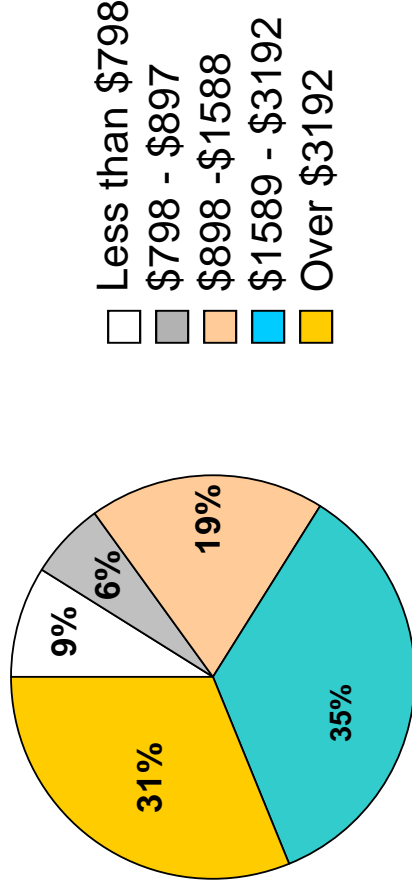
1261

National % of Seniors Needing Assistance Due to Disability



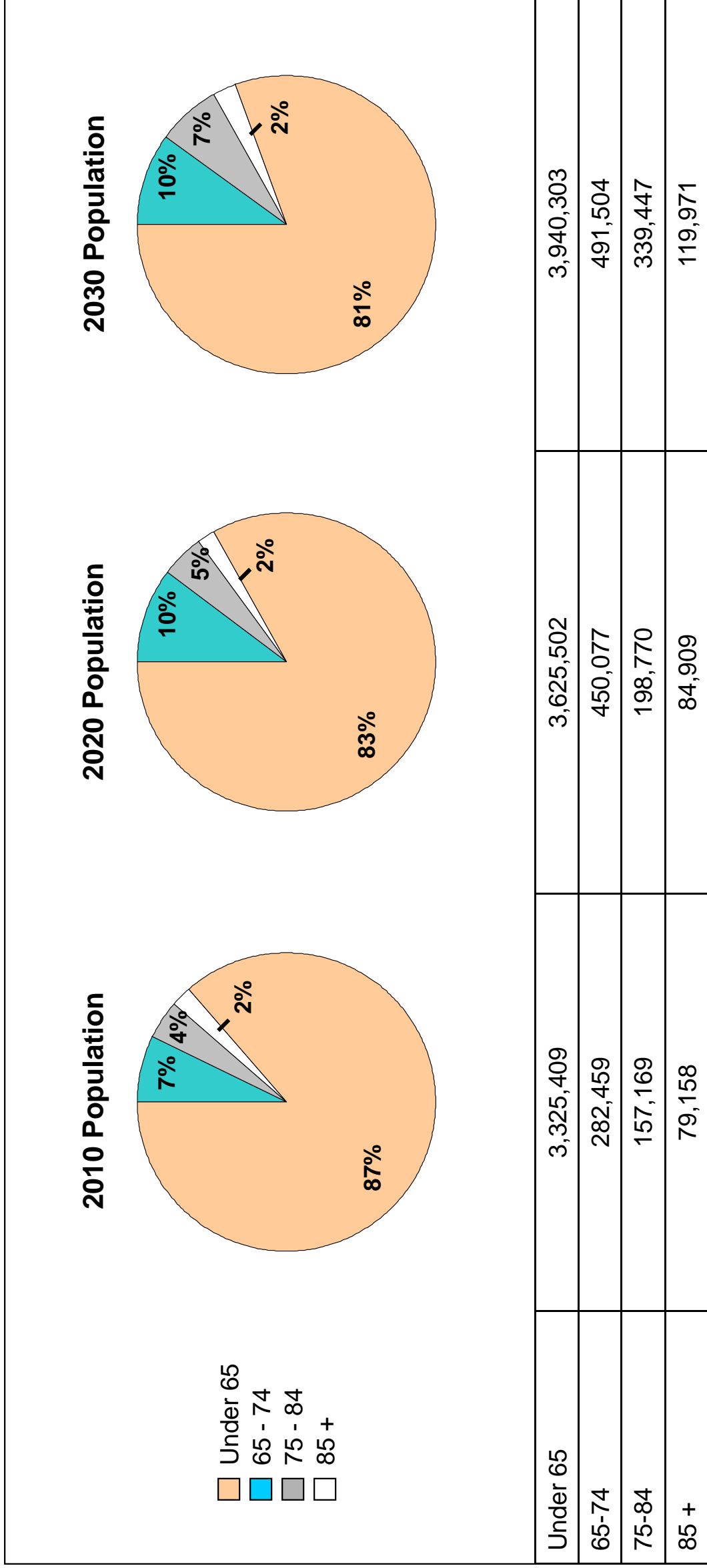
Source: Joshua M. Weiner, 2002 National Health and Retirement Study

National % of Seniors and Federal Poverty Level (Monthly Income)



Source: Joshua M. Weiner, 2002 National Health and Retirement Study

Total Oregon Population Growth



Sources: Data Place of US Census Data (<http://www.dataplace.org>), 2010 Population Estimates from Population Research Center (<http://www.pdx.edu/prc/annual-oregon-population-report>), Population Projections from Office of Economic Analysis (http://www.oregon.gov/DAS/OEA/docs/demographic/pop_by_ageandsex.xls), DHS Seniors/Physical Disabilities Data (http://www.oregon.gov/DHS/spd/data/providers/capacity_0511.pdf), Joshua M. Weiner, 2002 National Health and Retirement Study, OHSU Office of Rural Health Physician Data for Oregon (OHSU,Emerson Ong, 503-494-4450)