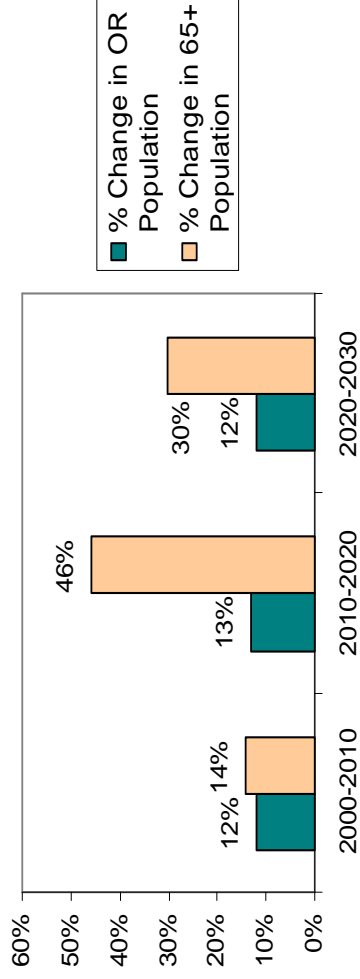


Your Community in Focus SHERMAN COUNTY

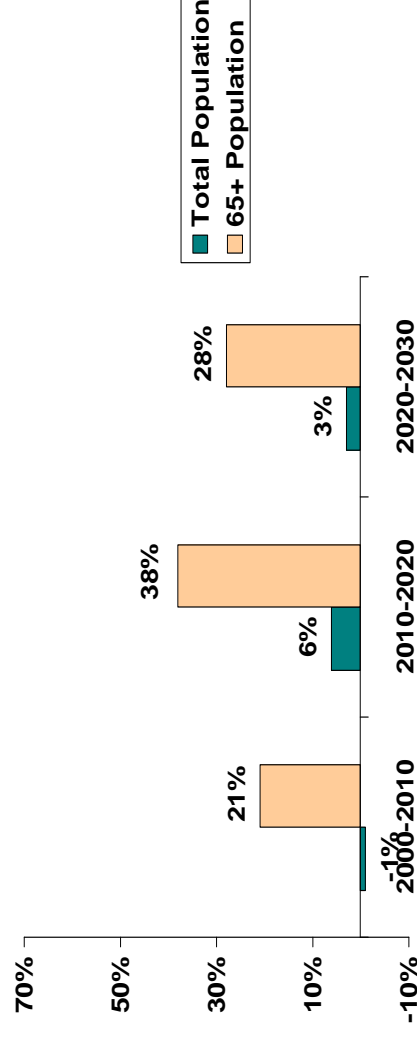
2000 Census Figures	Oregon	Sherman County	Biggs Junction	Grass Valley	Moro	Rufus	Wasco
Population in 2000:	3,421,399	1,934	71	176	335	267	378
% Population 65+ :	13%	18%	4%	24%	15%	29%	24%
Mid-Range Income:	\$40,916	\$35,142	\$19,167	\$25,417	\$35,625	\$26,875	\$35,917
Homeownership Rate:	64%	70%	32%	77%	70%	70%	86%
% Housing Cost Burden:	56%	47%	40%	40%	70%	40%	58%
% Severe Housing Cost Burden:	29%	23%	20%	11%	30%	22%	29%
Poverty Rate:	12%	15%	23%	14%	17%	14%	12%
Elderly Poverty Rate:	8%	8%	0%	10%	10%	3%	9%
2010 Est. Pop. (PSU)	3,844,195	1,825	NA	170	390	280	440



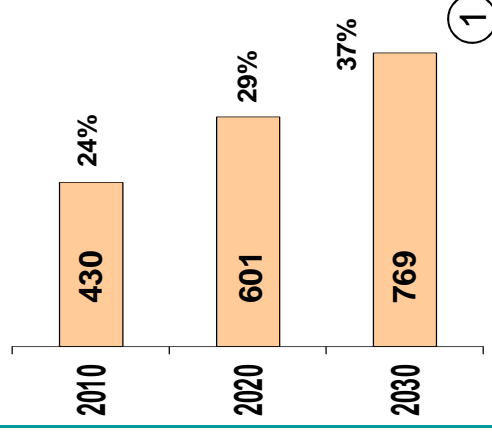
Growth Rate of Oregon's Aging Population



Growth Rate Of Sherman County's Aging Population

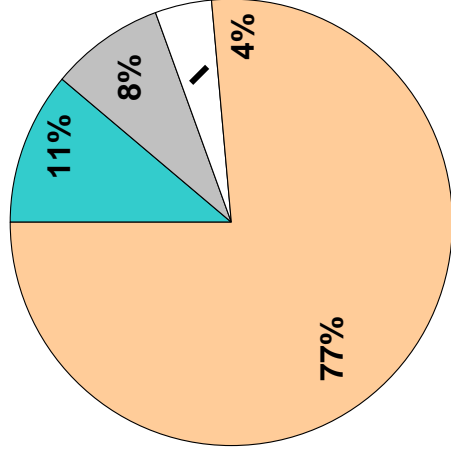


Sherman County Projected 65+ Population and % of general population

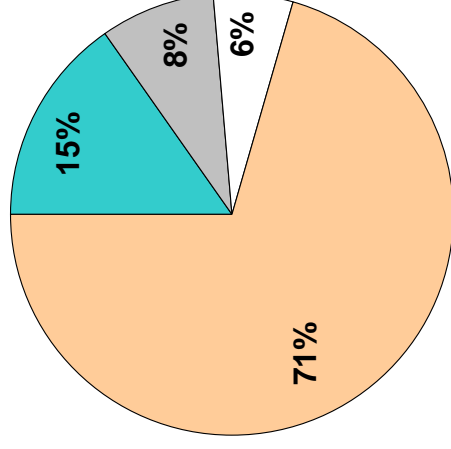


Our population is aging in Sherman County

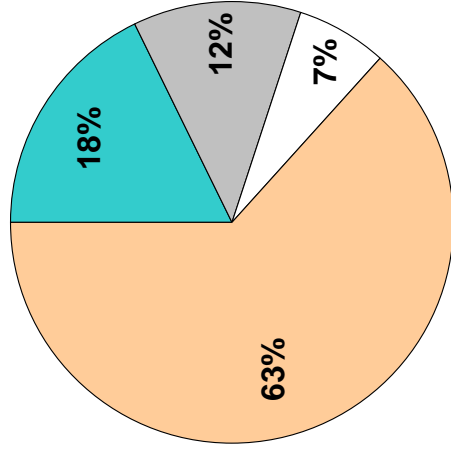
2010 Population



2020 Population



2030 Population



- Under 65
- 65 - 74
- 75 - 84
- 85 +

Under 65	1,395	1,442	1,333
65-74	201	312	376
75-84	152	169	254
85 +	78	119	139

Will our facilities meet the needs of Sherman County seniors?

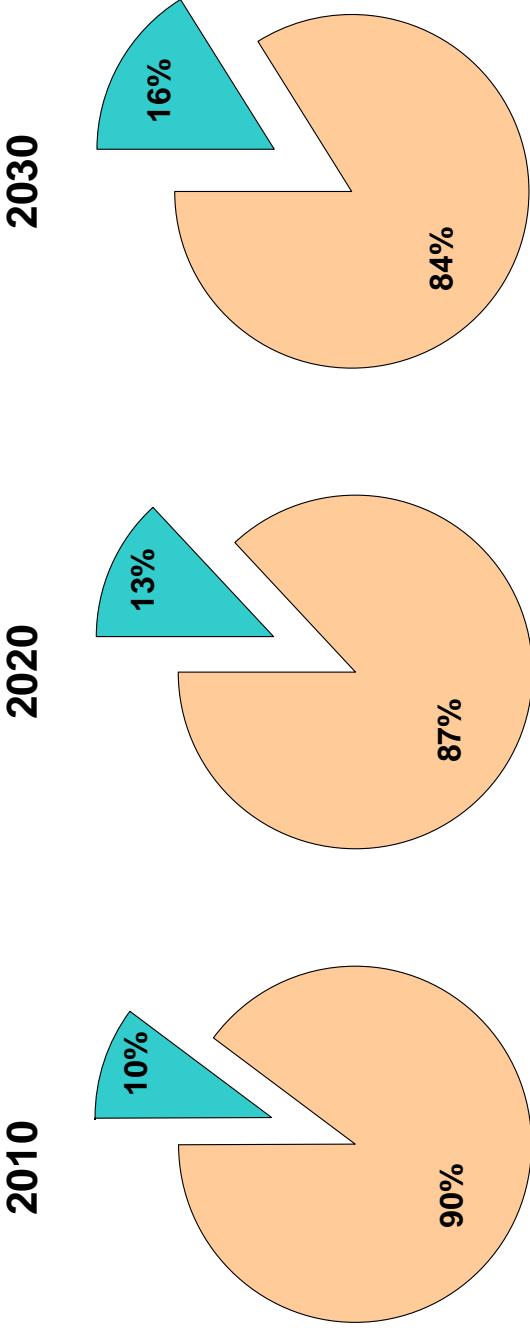
Facility Type	Count	Available	Occupied
Physicians per 1000	0.00	--	--
Hospitals	0	--	--
Community Facilities (2005 data)	1	5	3
Nursing Homes (2005 data)	0	0	0



Today: Employee of the Year
Tomorrow: Will he be able to find the help he needs in 2030?

Our Need for Long Term Care is Growing

Sherman County



	2010	2020	2030
Need Long Term Care	189	264	337
Do not need Long Term Care	1,636	1,779	1,765

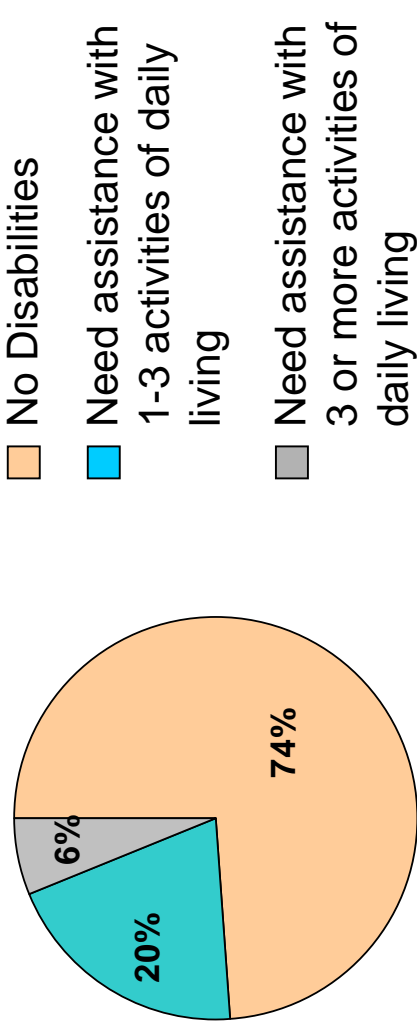
Sherman County

Projected Medicaid Needs

Seniors receiving Medicaid-funded long-term care and other Medicaid assistance:

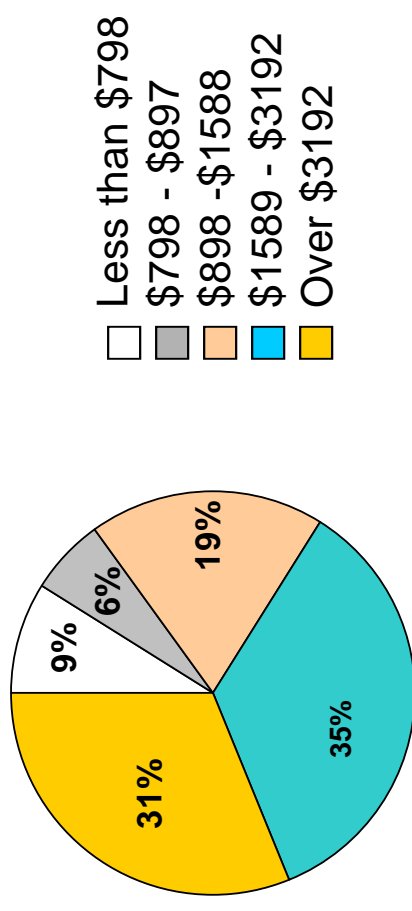
	2010	2020	2030
Seniors receiving Medicaid-funded long-term care and other Medicaid assistance:	34	47	60

National % of Seniors Needing Assistance Due to Disability



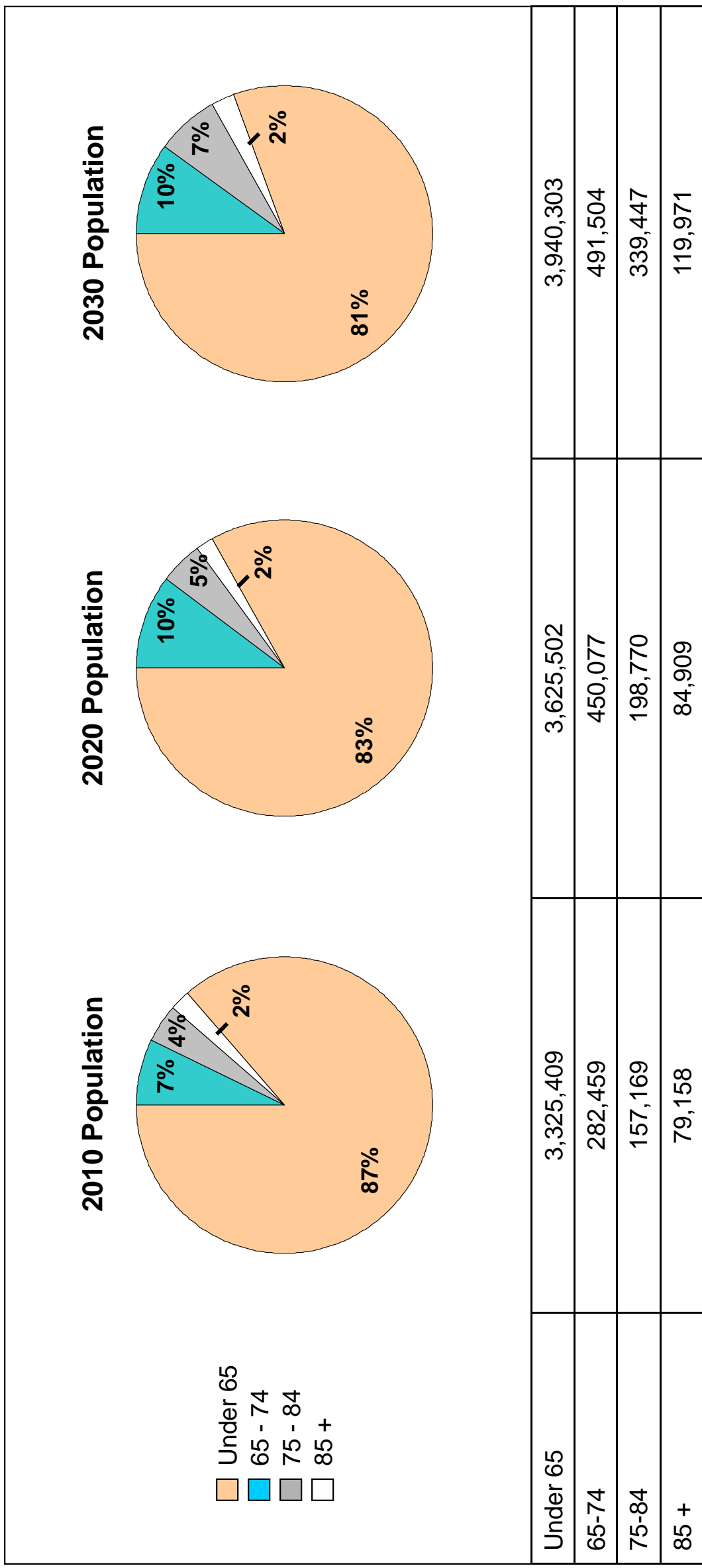
Source: Joshua M. Weiner, 2002 National Health and Retirement Study

National % of Seniors and Federal Poverty Level (Monthly Income)



Source: Joshua M. Weiner, 2002 National Health and Retirement Study

Total Oregon Population Growth



Sources: Data Place of US Census Data (<http://www.dataplace.org>), 2010 Population Estimates from Population Research Center (<http://www.pdx.edu/prc/annual-oregon-population-report>), Population Projections from Office of Economic Analysis (http://www.oregon.gov/DAS/OEA/docs/demographic/pop_by_ageandsex.xls), DHS Seniors/Physical Disabilities Data (http://www.oregon.gov/DHS/spd/data/providers/capacity_0511.pdf), Joshua M. Weiner, 2002 National Health and Retirement Study, OHSU Office of Rural Health Physician Data for Oregon (OHSU,Emerson Ong, 503-494-4450)