

Indicator A.a.

Ability to measure and report on all other Oregon sustainable forest management indicators

First update

Strategy A: Promote a sound legal system, effective and adequately funded government, leading-edge research, and sound economic policies.

A.a. Ability to measure and report on all other Oregon sustainable forest management indicators.

Desired trend:

Data for all indicators are increasingly current, complete, and reliable.

Relevance:

- Forests are more likely to be managed on a sustainable basis if relevant forest information is up-to-date and easily available to decision-makers, forest managers, and the general public.
- Better knowledge will lead to better decisions at all levels of forest management.
- Successful implementation of Oregon sustainable forest management framework of goals, objectives, and indicators requires the continued availability of information to report on the indicators.

Strategy A: Promote a sound legal system, effective and adequately funded government, leading-edge research, and sound economic policies.

A.a. Ability to measure and report on all other Oregon sustainable forest management indicators.

Metric	Data Source
<i>For each indicator, a description of the data coverage, data frequency, data source, data reliability, and references.</i>	<i>Oregon Department of Forestry</i>
<i>A matrix that rates data coverage, currency, frequency, and reliability for each indicator against predetermined evaluation criteria.</i>	<i>Oregon Department of Forestry</i>

Indicator	Designed	Implemented	Data Collected	Data on Website	Roundtable Initial Eval.	Technical Response	Data Report to BOF	Trend Data Available	Projections Available	Target Set
A.a. Indicator Reporting					MAY 2011					
A.b. Knowledge										
A.c. Compliance										
B.a. Revenues										
B.b. Employment										
B.c. Ecosystem Services					2012?					
B.d. Sector Vitality										
C.a. Forestland										BOF
C.b. Harvests and Inventory										OREGON BM
D.a. Water Quality										OREGON BM
D.b. Aquatic Biological Integrity										
D.c. Roads					2012?		2012?			
E.a. Vegetation							SEPT 2011			
E.b. Protected Areas										
E.c. Species At Risk										
F.a. Tree Mortality										
F.b. Invasives										
F.c. Fuels					2012?		2012?			
G.a. Carbon							2012?			

Indicator Evaluation Assessment Symbols

Indicator Condition



good

Desired trend or target is being achieved



mixed or fair

Conflicting factors are affecting the status in both positive and negative ways



poor

Desired trend or target is not being achieved

Indicator Trend



improving

Current status is an improvement compared to previous data



mixed, uncertain or no change

There are either conflicting (mixed) trends, trend direction is uncertain, or there is no significant change compared to previous data



deteriorating

Current status is a deterioration compared to previous data

Quality of Indicator Information



adequate

Data coverage, data frequency, data currency, data sources, and data reliability are sufficient to draw conclusions with high confidence



























partial



















Data coverage, data frequency, data currency, data sources, and data reliability are of mixed quality which affects the ability to draw conclusions



inadequate

Data coverage, data frequency, data currency, data sources, and data reliability are of insufficient quality to draw conclusions

Indicator	Condition	Trend	Information
Sustainable forest management knowledge			
Compliance with forestry regulations			
Forest-related revenues to state and local governments			
Employment and wages			
Ecosystem services			
Forest products sector vitality			
Area of non-federal forestland			
Timber harvest trends			

Water quality			
Biological integrity of forest streams			
Forest roads			
Forest vegetation			
Forest cover type in protected area categories			
Forest plant and animal species at risk			
Tree mortality			
Invasive species			
Forest fuels			
Carbon stocks on forestlands and in forest products			

Indicator Data Quality Assessment Symbols

Data Coverage



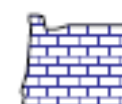
Statewide



Sub-state or some statewide



Varies or incomplete



Modeled data

Data Currentness



Previous year



Past five years



More than ten years or incomplete

Data Reporting Frequency



Annual to five years



Greater than five years



One-time or incomplete

Data Reliability







































High, verifiable data quality























Variable data quality



Anecdotal information with limited verification

Indicator	Data Coverage	Data Currentness	Data Frequency	Data Reliability
Sustainable forest management knowledge				
Compliance with forestry regulations				
Forest-related revenues to state and local governments				
Employment and wages				
Ecosystem services				
Forest products sector vitality				
Area of non-federal forestland				
Timber harvest trends				
Water quality				

Indicator	Data Coverage	Data Currentness	Data Frequency	Data Reliability
Biological integrity of forest streams				
Forest roads				
Forest vegetation				
Forest cover type in protected area categories				
Forest plant and animal species at risk				
Tree mortality				
Invasive species				
Forest fuels				
Carbon stocks on forestlands and in forest products				

Strategy A: Promote a sound legal system, effective and adequately funded government, leading-edge research, and sound economic policies.

A.a. Ability to measure and report on all other Oregon sustainable forest management indicators.

Desired trend:

Data for all indicators are increasingly current, complete, and reliable.

Condition




Mixed or Fair

Trend



Uncertain

Information



Partial

Strategy A: Promote a sound legal system, effective and adequately funded government, leading-edge research, and sound economic policies.

A.a. Ability to measure and report on all other Oregon sustainable forest management indicators.

Desired trend:


Data for all indicators are increasingly current, complete, and reliable.

Condition




Good

Reports for all indicators &
information quality
“Adequate” for all
Indicators



Mixed or Fair



Poor

No reports or “Poor”
information quality for
at least half on the
indicators

Strategy A: Promote a sound legal system, effective and adequately funded government, leading-edge research, and sound economic policies.

A.a. Ability to measure and report on all other Oregon sustainable forest management indicators.

Desired trend:


Data for all indicators are increasingly current, complete, and reliable.

Trend




Improving

Number of indicators with current data reports increasing & Information quality is improving



Uncertain



Deteriorating

Number of indicators with current data reports decreasing or information quality decreasing


Strategy A: Promote a sound legal system, effective and adequately funded government, leading-edge research, and sound economic policies.

A.a. Ability to measure and report on all other Oregon sustainable forest management indicators.

Desired trend:


Data for all indicators are increasingly current, complete, and reliable.

Information Quality

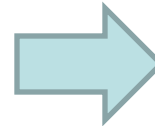


Adequate

Complete, updated descriptions
data currentness, completeness,
& reliability for all indicators



Partial



Inadequate

Incomplete or outdated data
descriptions for a more than
half of the indicators