



# Oregon

Theodore R. Kulongoski, Governor

**Department of Transportation**  
Technical Services  
Roadway Engineering Section  
355 Capitol Street NE, Room 222  
Salem, OR 97301-3871  
Telephone 503-986-3714  
FAX 503-986-3749

**DATE:** November 2, 2006

## Addenda No. 1

**TO:** PLAN HOLDERS

**PREPARED BY:** C. Bennett

**APPROVED BY:** Thomas J. Waller P.E.

**SUBJECT:** OR201: Airport Corner – Cairo Jct. Section  
Olds Ferry - Ontario Highway  
Malheur County  
Paving & Signing Project  
(Bids to be opened and read November 9, 2006)

### The following changes are made to the Project Bid Booklet:

1. The following changes are made to the Project Bid Items:

a. Added items:

<u>Number</u>	<u>Item</u>	<u>Unit</u>	<u>Quantity</u>
0610	Preparation of Shoulders	Mile	2.1
0620	Shoulder Aggregate	Ton	700

Make a copy of and use the new attached Bid Sheets. A Bid **not** including these new Bid Sheets **will be rejected as non-responsive**.

### The following changes are made to the Project Special Provisions:

1. Subsection 00305.05 Contractor Responsibilities - The following bullet is added after the bullet that begins "Environmental impact mitigation...":

- Layout of the grindings stockpile at the Doman Gravel Pit.

2. Section 00334 Preparation of Shoulders - This Section is added after Section 00332:

### **SECTION 00334 - PREPARATION OF SHOULDERS**

Section 00334, which is not a Standard Specification, is included in this Project by Special Provision.

#### **Description**

**00334.00 Scope** - This work consists of blading, leveling, and compacting shoulders as required.

#### **Construction**

**00334.40 General** - Sidecast all material resulting from shoulder preparation without obstructing existing ditches.

#### **Measurement**

**00334.80 General** - Where preparation of shoulders is performed on both shoulders, measurement will be by the mile measured along the center line of the highway excluding the length of bridges. Where preparation of shoulders is performed on only one shoulder, the pay length will be one-half the length as measured above.

#### **Payment**

**00334.90 General** - Payment for shoulder preparation will be made at the Contract unit price per mile for the item "Preparation of Shoulders". Payment will be payment in full for furnishing all equipment, labor, watering (if required), and incidentals necessary to complete the work as specified.

3. Section 02640 Shoulder Aggregate - This Section is added after Section 02630:

### **SECTION 02640 - SHOULDER AGGREGATE**

Comply with Section 02640 of the Standard Specifications supplemented and/or modified as follows:

**02640.10(b) Fracture of Rounded Rock** - In the first sentence, replace "WAQTC TM1" with "AASHTO TP 61".

**02640.10(c) Durability** - Under the "Requirements" column next to "Sediment height" replace "(3")" with "(3.0)".

OR201: Airport Corner – Cairo Jct. Section  
Olds Ferry - Ontario Highway  
Malheur County  
Paving & Signing Project  
(Bids to be opened and read November 9, 2006)

Addenda No. 1

**The following change is made to the Project Plans:**

1. Plan sheet 2B is replaced with revised plan sheet 2B.

This change will be included in the Contract for this Project. It is understood that your Bid will be submitted accordingly.

CB:cb

Attachments:   New Bid Sheets  
                  Revised Plan Sheet

BID SCHEDULE

CONTRACT ID: 13304

PROJECT: OR 201: AIRPORT CORNER - CAIRO JCT

PROJECT KEY: 12640

ITEM NO	ITEM DESCRIPTION	QUANTITY AND UNITS	UNIT PRICE (IN FIGURES)	BID AMOUNT (IN FIGURES)
SECTION 0001 TEMPORARY FEATURES AND APPURTENANCES				
0010	MOBILIZATION	LS	ALL	
0020	TEMPORARY PROTECTION AND DIRECTION OF TRAFFIC	LS	ALL	
0030	TEMPORARY SIGNS	SQFT	886.00	
0040	TEMPORARY BARRICADES, TYPE III	EACH	10.00	
0050	TEMPORARY PLASTIC DRUMS	EACH	50.00	
0060	TEMPORARY FLEXIBLE PAVEMENT MARKERS	EACH	15,600.00	
0070	SEQUENTIAL ARROW SIGNS	EACH	2.00	
0080	FLAGGERS	HOUR	400.00	
0090	EROSION CONTROL	LS	ALL	
0100	SEDIMENT BARRIER	FOOT	105.00	
0110	POLLUTION CONTROL PLAN	LS	ALL	

SECTION 0002 ROADWORK

BID SCHEDULE

CONTRACT ID: 13304

PROJECT: OR 201: AIRPORT CORNER - CAIRO JCT

PROJECT KEY: 12640

ITEM NO	ITEM DESCRIPTION	QUANTITY AND UNITS	UNIT PRICE (IN FIGURES)	BID AMOUNT (IN FIGURES)
0120	CONSTRUCTION SURVEY WORK	LS ALL		
0130	MONUMENT BOXES	EACH 6.00		
0140	REMOVAL OF STRUCTURES AND OBSTRUCTIONS	LS ALL		
0150	EMBANKMENT IN PLACE	CUYD 55.00		
0160	14 INCH SURFACING STABILIZATION	SQYD 150.00		

SECTION 0003 DRAINAGE AND SEWERS

0170	12 INCH CULVERT PIPE, 5 FT DEPTH	FOOT 45.00		
0180	SLOPED END SECTIONS, 12 INCH	EACH 1.00		
0190	CONCRETE INLETS, TYPE CG-3	EACH 1.00		

SECTION 0004 BASES

0200	COLD PLANE PAVEMENT REMOVAL, 2 INCH DEEP	SQFT 737,500.00		
0210	COLD PLANE PAVEMENT REMOVAL, 4 INCH DEEP	SQFT 22,400.00		
0220	AGGREGATE BASE	TON 65.00		

BID SCHEDULE

CONTRACT ID: 13304

PROJECT: OR 201: AIRPORT CORNER - CAIRO JCT

PROJECT KEY: 12640

ITEM NO	ITEM DESCRIPTION	QUANTITY AND UNITS	UNIT PRICE (IN FIGURES)	BID AMOUNT (IN FIGURES)
0230	HAUL AND STOCKPILE GRINDINGS	4,000.00 CUYD		

SECTION 0005 WEARING SURFACES

0240	ASPHALT IN TACK COAT	25.00 TON		
0250	LEVEL 3, 1/2 INCH DENSE LIME TREATED HMAC	9,500.00 TON		
0260	PG 70-28 ASPHALT IN HMAC	605.00 TON		
0270	EXTRA FOR ASPHALT APPROACHES	3.00 EACH		
0280	CURB AND GUTTER CONCRETE CURBS	220.00 FOOT		
0290	CONCRETE WALKS	560.00 SQFT		

SECTION 0006 PERMANENT TRAFFIC SAFETY AND GUIDANCE DEVICES

0300	GUARDRAIL, TYPE 2A	187.50 FOOT		
0310	GUARDRAIL, TYPE 3	50.00 FOOT		
0320	GUARDRAIL ANCHORS, TYPE 1 MODIFIED	5.00 EACH		
0330	GUARDRAIL END PIECES, TYPE B	3.00 EACH		

BID SCHEDULE

CONTRACT ID: 13304

PROJECT: OR 201: AIRPORT CORNER - CAIRO JCT

PROJECT KEY: 12640

ITEM NO	ITEM DESCRIPTION	QUANTITY AND UNITS	UNIT PRICE (IN FIGURES)	BID AMOUNT (IN FIGURES)
0340	GUARDRAIL TERMINALS, FLARED	EACH 1.00		
0350	GUARDRAIL TERMINALS, NON-FLARED, TEST LEVEL 2	EACH 1.00		
0360	MILEPOST MARKER POSTS	EACH 4.00		
0370	PAVEMENT LEGEND, TYPE B: ARROWS	EACH 14.00		
0380	PAVEMENT LEGEND, TYPE B: RAILROAD CROSSING MARKINGS	EACH 4.00		
0390	PAVEMENT LINE, TYPE B	SQFT 1,000.00		
0400	PERMANENT PAVEMENT STRIPING TAPE, PATTERNED, GROOVED	FOOT 23,500.00		
0410	PAINTED PERMANENT PAVEMENT STRIPING	FOOT 46,000.00		

SECTION 0007 PERMANENT TRAFFIC CONTROL AND ILLUMINATION SYSTEMS

0420	REMOVE EXISTING SIGNS	LS ALL		
0430	REMOVE AND REINSTALL EXISTING SIGNS	LS ALL		
0440	WOOD SIGN POSTS	FBM 1,259.00		
0450	SIGN SUPPORT FOOTINGS	LS ALL		

## BID SCHEDULE

REVISED:

CONTRACT ID: 13304

PROJECT: OR 201: AIRPORT CORNER - CAIRO JCT

PROJECT KEY: 12640

ITEM NO	ITEM DESCRIPTION	QUANTITY AND UNITS	UNIT PRICE (IN FIGURES)	BID AMOUNT (IN FIGURES)
0460	TRIANGULAR BASE BREAKAWAY SIGN SUPPORTS	LS ALL		
0470	SQUARE TUBE SIGN SUPPORTS	LS ALL		
0480	ADJUSTABLE SIGN MOUNTS	EACH 4.00		
0490	TYPE "C" SIGNS IN PLACE	SQFT 20.50		
0500	TYPE "F" SIGNS IN PLACE	SQFT 6.80		
0510	TYPE "G" SIGNS IN PLACE	SQFT 421.90		
0520	TYPE "G2" SIGNS IN PLACE	SQFT 42.00		
0530	TYPE "R" SIGNS IN PLACE	SQFT 18.00		
0540	TYPE "W1" SIGNS IN PLACE	SQFT 128.60		
0550	TYPE "W4" SIGNS IN PLACE	SQFT 6.00		
0560	TYPE "Y1" SIGNS IN PLACE	SQFT 114.80		
0570	TYPE "Y4" SIGNS IN PLACE	SQFT 18.00		
0580	TYPE "Y8" SIGNS IN PLACE	SQFT 9.00		

BID SCHEDULE

CONTRACT ID: 13304

PROJECT: OR 201: AIRPORT CORNER - CAIRO JCT

PROJECT KEY: 12640

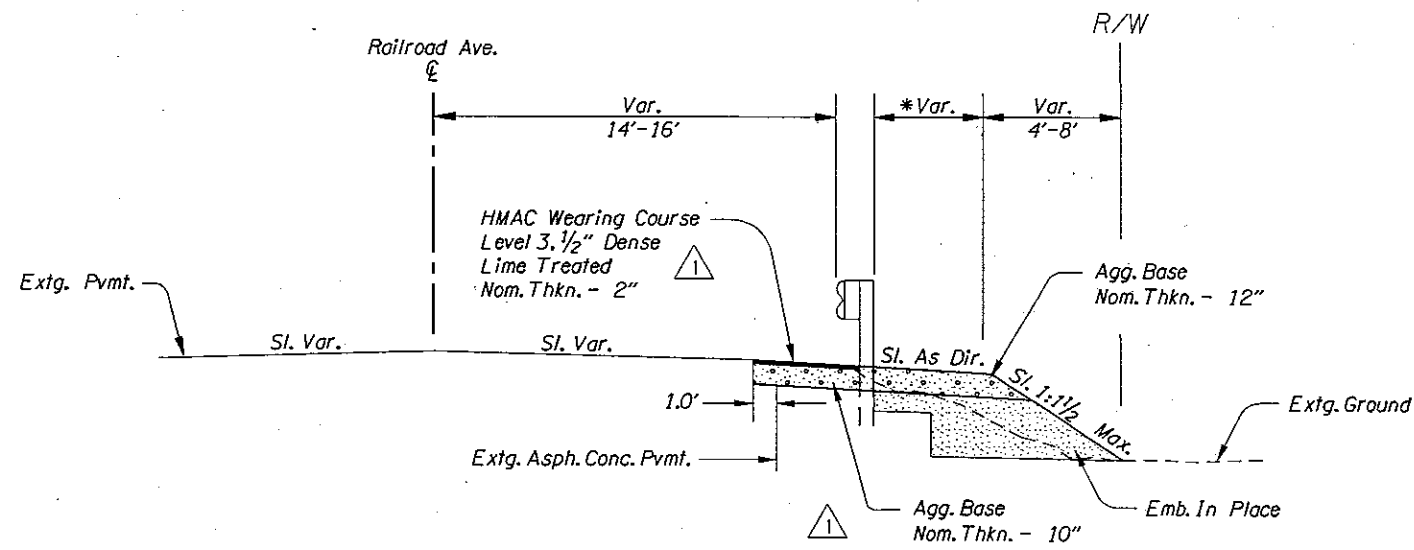
ITEM NO	ITEM DESCRIPTION	QUANTITY AND UNITS	UNIT PRICE (IN FIGURES)	BID AMOUNT (IN FIGURES)
0590	LOOP DETECTORS INSTALLATION	LS ALL		

SECTION 0008 RIGHT-OF-WAY DEVELOPMENT AND CONTROL

0600	PERMANENT SEEDING	LS ALL		
------	-------------------	--------	--	--

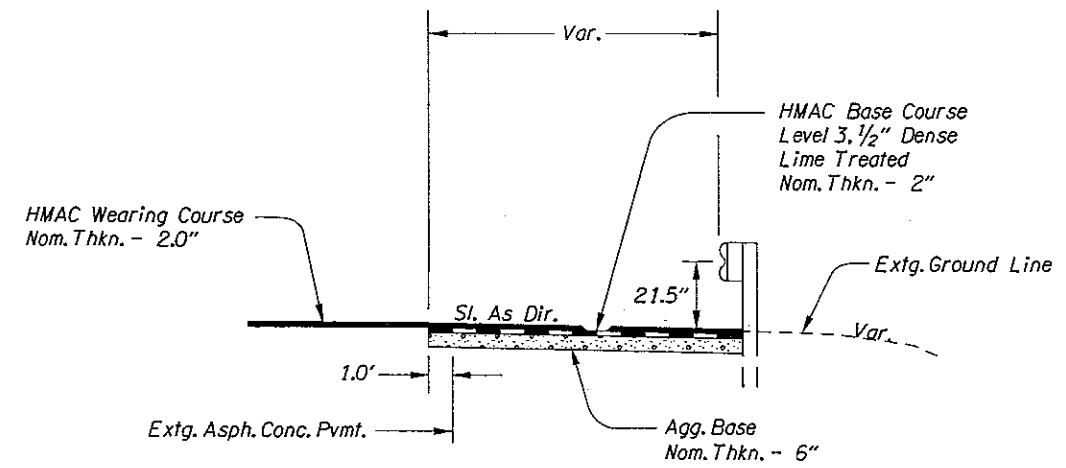
SECTION 0009 ADDED BID ITEMS

0610	PREPARATION OF SHOULDERS	MILE 2.10		
0620	SHOULDER AGGREGATE	TON 700.00		
	TOTAL BID			



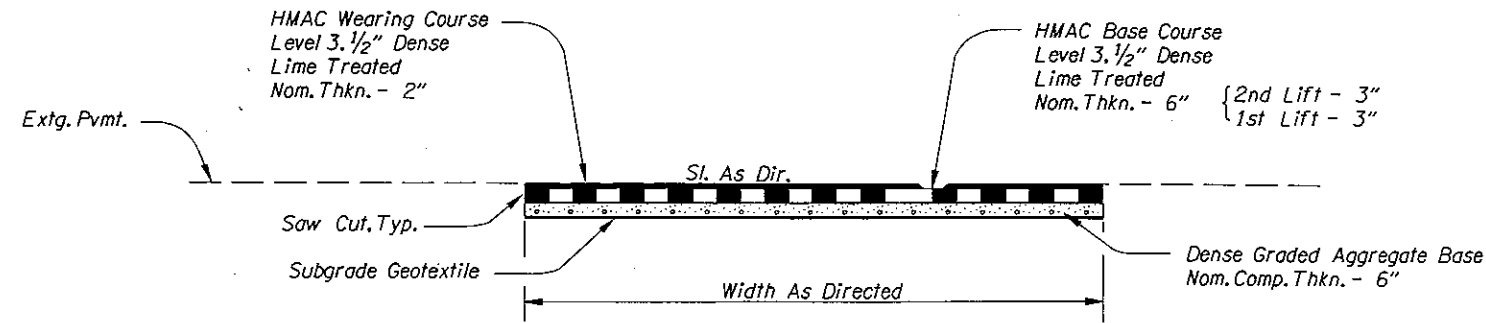
**SHOULDER WIDENING AT GUARDRAIL FLARE**  
 STA. 639+00.0 34.0' - 95.0' Lt.  
 (As Shown or Directed)

- NOTES:
1. Side-Slopes Are Shown As Vert. To Horiz.
  2. Construct Benches On Slopes Steeper Than 1:5 To Provide Positive Bond With Existing Ground.
  - \* 3. Construct Shoulder Widening Within RW (3' Min., 5' Desired).
  4. For Details Not Shown, See Drg. No. RD420.




**SHOULDER WIDENING AT GUARDRAIL**  
 (As Shown Or Directed)

- NOTES:
1. For Surfacing Details Not Shown, See Typical Sections.
  2. For Details Not Shown, See Drg. No. RD420.



**SURFACING STABILIZATION**  
 (Where Directed By The Engineer)

REVISIONS	
①	Revised 10-30-06 Revised Shoulder Widening Detail
②	Revised 10-30-06 Added Shoulder Widening Detail



**OREGON DEPARTMENT OF TRANSPORTATION**  
 ROADWAY ENGINEERING SECTION

**OR201: AIRPORT CORNER - CAIRO JCT. SEC.**  
 OLDS FERRY - ONTARIO HIGHWAY  
 MALHEUR COUNTY

Design Team Leader - Thomas G. Wallace  
 Designed By - George F. Bornstedt  
 Drafted By - George F. Bornstedt

**DETAILS**

SHEET NO. **2B**