



Oregon

Theodore R. Kulongoski, Governor

Department of Transportation
Technical Services
Roadway Engineering Section
355 Capitol Street NE, Room 222
Salem, OR 97301-3871
Telephone 503-986-3714
FAX 503-986-3749

DATE: May 21, 2009

Addenda No. 1

TO: PLAN HOLDERS

PREPARED BY: Bobby L. Staggs

APPROVED BY: Edward Cantrell, P.E.

SUBJECT: OR36: Territorial Highway - Pacific Highway West Section
Mapleton - Junction City Highway
Lane County
Paving Project
(Bids to be opened and read May 28, 2009)

The following changes are made to the Project Bid Booklet:

1. The following changes are made to the Project Bid Items:

a. Quantity changes:

<u>Number</u>	<u>Item</u>	<u>Quantity</u>	
		<u>Original</u>	<u>New</u>
0160	Bridge Deck Cold Plane Pavement Removal, 2 Inches Deep	1,362	1,059
0180	Cold Plane Pavement Removal, 3 Inches Deep	44,600	80,500

b. Deleted items:

<u>Number</u>	<u>Item</u>
0170	Cold Plane Pavement Removal, 2 Inches Deep

OR36: Territorial Highway - Pacific Highway West Section
Mapleton - Junction City Highway
Lane County
Paving Project
(Bids to be opened and read May 28, 2009)

Addenda 1

c. Added items:

<u>Number</u>	<u>Item</u>	<u>Unit</u>	<u>Quantity</u>
0260	Bridge Deck Cold Plane Pavement Removal, 3 Inches Deep	Yd ²	303
0270	Cold Plane Pavement Removal, 2-3 Inches Deep	Yd ²	4,000

Make a copy of and use the new attached Bid Sheets. A Bid **not** including these new Bid Sheets **will be rejected as non-responsive**.

The following changes are made to the Project Plans:

1. Plan sheet 2 is replaced with revised plan sheet 2.

These changes will be included in the Contract for this Project. It is understood that your Bid will be submitted accordingly.

Make copies of the new Bid Sheets to replace the Special Provisions Bid Schedule Sheets.

BLS:bls

Attachments: New Bid Sheets
Revised Plan Sheet

BID SCHEDULE

CONTRACT ID: 14049

PROJECT: OR36: TERRITORIAL HWY - PACIFIC
HWY W

PROJECT KEY: 16505

ADDENDUM NUMBER: 1

ITEM NO	ITEM DESCRIPTION	QUANTITY AND UNITS	UNIT PRICE (IN FIGURES)	BID AMOUNT (IN FIGURES)
SECTION 0001 TEMPORARY FEATURES AND APPURTENANCES				
0010	0210-0100000A MOBILIZATION	LS ALL		
0020	0225-0100000A TEMPORARY PROTECTION AND DIRECTION OF TRAFFIC	LS ALL		
0030	0225-0102000J TEMPORARY SIGNS	SQFT 1,380.00		
0040	0225-0105000E TEMPORARY BARRICADES, TYPE III	EACH 6.00		
0050	0225-0145000E TEMPORARY PLASTIC DRUMS	EACH 40.00		
0060	0225-0149000E TEMPORARY FLEXIBLE PAVEMENT MARKERS	EACH 1,250.00		
0070	0225-0150000F TEMPORARY REMOVABLE TAPE	FOOT 600.00		
0080	0225-0164000E PORTABLE CHANGEABLE MESSAGE SIGNS	EACH 4.00		
0090	0225-0168000T FLAGGERS	HOUR 1,000.00		
0100	0225-0168100E FLAGGER STATION LIGHTING	EACH 6.00		
0110	0225-0172000T PILOT CARS	HOUR 250.00		
0120	0280-0100000A EROSION CONTROL	LS ALL		

BID SCHEDULE

CONTRACT ID: 14049

PROJECT: OR36: TERRITORIAL HWY - PACIFIC
HWY W

PROJECT KEY: 16505

ADDENDUM NUMBER: 1

ITEM NO	ITEM DESCRIPTION	QUANTITY AND UNITS	UNIT PRICE (IN FIGURES)	BID AMOUNT (IN FIGURES)
0130	0290-0100000A POLLUTION CONTROL PLAN	LS ALL		

SECTION 0002 ROADWORK

0140	0305-0100000A CONSTRUCTION SURVEY WORK	LS ALL		
------	---	--------	--	--

SECTION 0003 BRIDGES

0150	0510-9Z90000J BRIDGE DECK COLD PLANE PAVEMENT REMOVAL, 1-1/2 INCHES DEEP	SQYD 433.00		
0160	0510-9Z90000J BRIDGE DECK COLD PLANE PAVEMENT REMOVAL, 2 INCHES DEEP	SQYD 1,059.00		

SECTION 0004 BASES

0170	0000-0100000A DELETED BID ITEM	LS ALL	0.00	0.00
0180	0620-0122000J COLD PLANE PAVEMENT REMOVAL, 3 INCHES DEEP	SQYD 80,500.00		
0190	0620-9Z90000J COLD PLANE PAVEMENT REMOVAL, 1.5 - 3 INCHES DEEP	SQYD 1,000.00		

SECTION 0005 WEARING SURFACES

0200	0730-0100000M EMULSIFIED ASPHALT FOR TACK COAT	TON 26.00		
------	--	-----------	--	--

BID SCHEDULE

CONTRACT ID: 14049

PROJECT: OR36: TERRITORIAL HWY - PACIFIC
HWY W

PROJECT KEY: 16505

ADDENDUM NUMBER: 1

ITEM NO	ITEM DESCRIPTION	QUANTITY AND UNITS	UNIT PRICE (IN FIGURES)	BID AMOUNT (IN FIGURES)
0210	0745-0302000M LEVEL 3, 1/2 INCH DENSE HMAC	15,000.00 TON		
0220	0745-0620000M PG 64-22 ASPHALT IN HMAC	900.00 TON		

SECTION 0006 PERMANENT TRAFFIC SAFETY AND GUIDANCE DEVICES

0230	0865-0107000F THERMOPLASTIC, NON-PROFILE, 120 MILS, EXTRUDED	90,000.00 FOOT		
0240	0867-0145000J PAVEMENT BAR, TYPE B	156.00 SQFT		

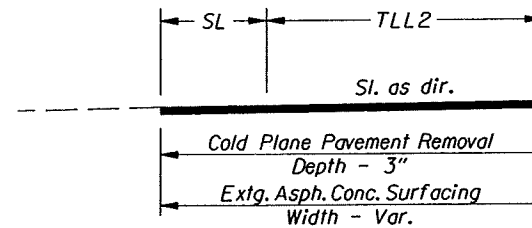
SECTION 0007 PERMANENT TRAFFIC CONTROL AND ILLUMINATION SYSTEMS

0250	0990-0103000A LOOP DETECTOR INSTALLATION	ALL LS		
------	--	-----------	--	--

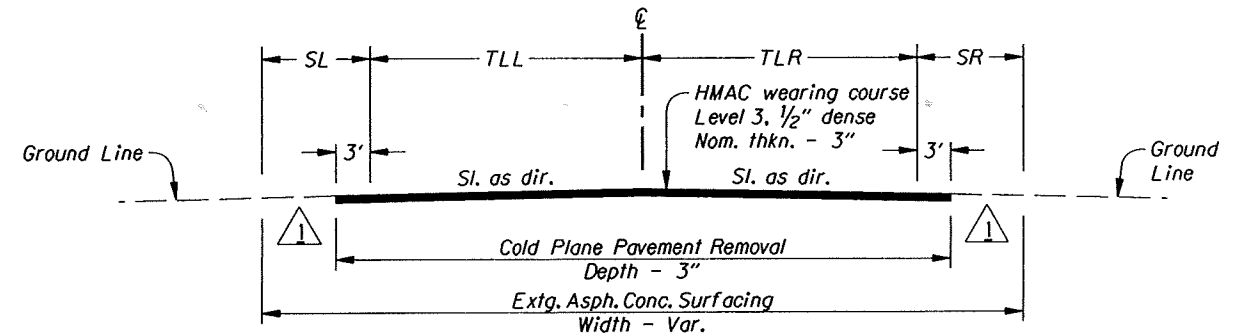
SECTION 0008 ADDED BID ITEMS

0260	0503-0102000J BRIDGE DECK COLD PLANE PAVEMENT REMOVAL, 3 INCHES DEEP	303.00 SQYD		
0270	0620-0112000J COLD PLANE PAVEMENT REMOVAL, 2-3 INCHES DEEP	4,000.00 SQYD		
	TOTAL BID			

M.P. TO	M.P.	SL (ft.)	TLL (ft.)	TLR (ft.)	SR (ft.)	Remarks
45.95 To	47.60	1.5	11.5	11.5	1.5	
47.60 To	47.67	4	11.5	11.5	4	
47.67 To	47.80	12	11.5	11.5	12	
47.80 To	47.82					Long Tom River Structure
47.82 To	47.83	12	11.5	11.5	12	
47.83 To	47.86	12 To 10.48	11.5	11.5	12	
47.86 To	47.87	10.48 To 10	11.5	11.5	12 To 8	
47.87 To	47.89	10 To 0	11.5	11.5	8 To 0	
47.89 To	47.98	0	11.5	11.5	0	
47.98 To	48.01	0 To 10	11.5	11.5	0 To 10	
48.01 To	48.03	10	11.5	11.5	10	
48.03 To	48.06	10 To 0	11.5	11.5	10 To 0	
48.06 To	48.17	0	11.5	11.5	0	
48.17 To	48.20	0	11.5	11.5	0 To 11.5	
48.20 To	48.21	0	11.5	11.5	11.5	
48.21 To	48.22	0 To 8.5	11.5	11.5	11.5	
48.22 To	48.24	8.5 To 11.5	11.5	11.5	11.5	
48.24 To	48.25					No Paving Area
48.25 To	48.27					Lingo Slough Structure
48.27 To	48.28					No Paving Area
48.28 To	48.29	11.5	11.5	11.5	11.5	
48.29 To	48.32	11.5 To 0	11.5	11.5	11.5	
48.32 To	48.33	0	11.5	11.5	11.5	
48.33 To	48.35	0	11.5	11.5	11.5 To 0	
48.35 To	48.36	0	11.5	11.5	0	
48.36 To	48.36					Str. No. 01755E
48.36 To	48.46	0	11.5	11.5	0	
48.46 To	48.48	0 To 10	11.5	11.5	0 To 12	
48.48 To	48.50	10	11.5	11.5	12	
48.50 To	48.53	10 To 0	11.5	11.5	12 To 0	
48.53 To	48.77	0	11.5	11.5	0	
48.77 To	48.79					Str. No. 01755G
48.79 To	49.18	0	11.5	11.5	0	
49.18 To	49.24	0	11.5	11.5	0	
49.24 To	49.25	0 To 2.1	11.5	11.5	0	
49.25 To	49.27	2.1 To 12	11.5	11.5	0 To 10.6	
49.27 To	49.28	12	11.5	11.5	10.6 To 12	
49.28 To	49.29	12	11.5	11.5	12	
49.29 To	49.31					Amazon Creek Structure
49.31 To	49.32	12	11.5	11.5	12	
49.32 To	49.33	12 To 11.3	11.5	11.5	12	
49.33 To	49.35	11.3 To 0	11.5	11.5	12 To 0	
49.35 To	49.47	0	11.5	11.5	0	
49.47 To	49.50	0 To 11	11.5	11.5	0 To 11	
49.50 To	49.51	11	11.5	11.5	11	
49.51 To	49.52	11	11.5	11.5	11	
49.52 To	49.55	11 To 0	11.5	11.5	11 To 0	
49.55 To	49.82	0	11.5	11.5	0	
49.82 To	49.82					Str. No. 01755J
49.82 To	50.16	0	11.5	11.5	0	
50.16 To	50.16					Str. No. 01755K
50.16 To	50.36	0	11.5	11.5	0	
50.36 To	50.36					Str. No. 01755L
50.36 To	50.62	0	11.5	11.5	0	
50.62 To	50.62					Str. No. 01755M
50.62 To	50.74	0	11.5	11.5	0	
50.74 To	50.74					Str. No. 01755N
50.74 To	50.87	4	11.5	11.5	4	
50.87 To	50.89	4 To 10	11.5	11.5	4 To 12	
50.89 To	50.91	10	11.5	11.5	12	
50.91 To	50.92	10 To 7.23	11.5	11.5	12	
50.92 To	50.93	7.23 To 4	11.5	11.5	12 To 6.4	
50.93 To	50.94	4	11.5	11.5	6.4 To 4	
50.94 To	51.17	4	11.5	11.5	4	
51.17 To	51.17					Str. No. 01755P
51.17 To	51.29	4	11.5	11.5	4	
51.29 To	51.29					Str. no. 01755Q
51.29 To	51.59	4	11.5	11.5	4	



M.P. TO	M.P.	SL (ft.)	TLL2 (ft.)
46.59 To	46.62	3	12
46.62 To	46.66	Var. 3 To 1.5	Var. 12 To 0



M.P. 45.95 To M.P. 51.59

⚠ Revised 05-21-2009, Changed width of wearing course


Note:
 1. Side slopes shown as vert. to horz.
 2. Record and replace extg. striping unless otherwise indicated.

OREGON DEPARTMENT OF TRANSPORTATION

REGION 2 TECH CENTER

OR36: TERRITORIAL HWY. - PACIFIC HWY. WEST
 MAPLETON-JUNCTION CITY HIGHWAY
 LANE COUNTY

Design Team Leader - Carol Cartwright
 Designed By - Troy Johnson
 Drafted By - S. Gish/M. Skelton



RENEWS: 12-31-2009

TYPICAL SECTIONS

SHEET NO. 2

STRUCTURAL DETAILS CHECKED