

### **734-017-0015**

#### **Use of Chains or Traction Tires**

A Department of Transportation District Manager or persons authorized by a District Manager shall authorize the posting of appropriate signs and determine when weather conditions require the following:

- (1) Chains or traction tires must be carried but are not required to be used;
- (2) Chains to be used on vehicles with a rated gross vehicle weight (GVW) of 10,000 pounds or less that are towing and single drive axle vehicles with a rated gross vehicle (GVW) over 10,000 pounds.
- (3) Chains must be used on vehicles towing or with a rated gross vehicle weight (GVW) over 10,000 pounds;
- (4) Chains or traction tires must be used on all vehicles except those vehicles exempt in ORS 815.145 and Division 17 rules.

Stat. Auth.: ORS 184.616, ORS 184.619, and ORS 815.045  
Stats. Implemented: ORS 815.045 and ORS 815.140

### **734-017-0025**

#### **Signs**

Signs to be used to post areas requiring “chains” or “chains or traction tires” are shown in detail in Exhibit 2-A, Signing for Post Mounted Signs and Exhibit 2-B, Signing for Variable Message Signs.

Stat. Auth.: ORS 184.616, ORS 184.619, and ORS 815.045  
Stats. Implemented: ORS 815.045

EXHIBIT 2-A  
(734-017-0025)

Signing for Post Mounted Signs

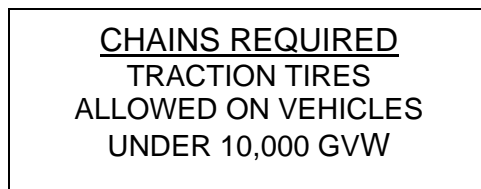
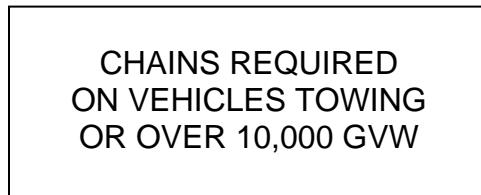
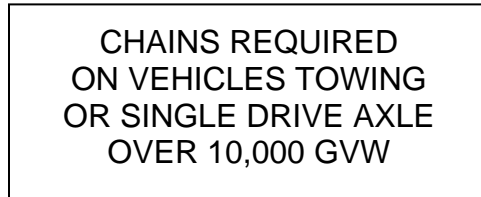
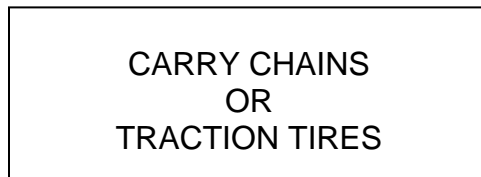
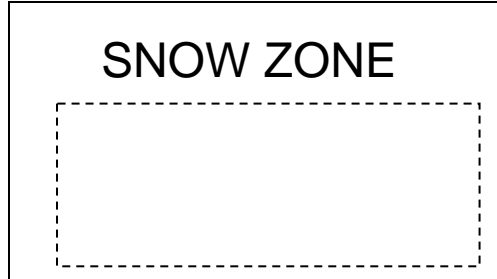


EXHIBIT 2-B  
(734-017-0025)

Signing for Variable Message Signs

|         |                                      |
|---------|--------------------------------------|
| Panel 1 | SNOW ZONE                            |
| Panel 2 | Carry Chains<br>Or Traction<br>Tires |

|         |   |
|---------|---|
| Panel 1 | SNOW ZONE<br>Chains<br>Reqd When        |
| Panel 2 | Towing Or<br>Single Drive<br>Over 10000 |

|         |                                     |
|---------|-------------------------------------|
| Panel 1 | SNOW ZONE<br>Chains<br>Required On  |
| Panel 2 | Vehicles<br>Towing or<br>Over 10000 |

|         |                                       |
|---------|---------------------------------------|
| Panel 1 | SNOW ZONE<br>Chains<br>Required       |
| Panel 2 | Tract Tires<br>Allowed<br>Under 10000 |