

Chapter F

Ownership Documents

Manufacturer's Certificate of Origin (MCO)

DMV requires a Manufacturer's Certificate of Origin (MCO) to be submitted with all title applications for new vehicles. An MCO is also required for any reconstructed motor truck built using a component (glider) kit, which has not previously been titled or registered in Oregon or another jurisdiction. If a vehicle is built in more than one stage (for example, most motor homes), DMV requires all MCOs to be submitted when initial title is applied for.

NOTE: An approved car rental company may submit an application to register a vehicle through EVR without an MCO in order to be issued plates and stickers. The car rental company must be an Oregon licensed dealer and must have communicated with DMV concerning this process. All transactions submitted by a car rental company that are not submitted through EVR must have the MCO with the transaction.

What MCO must include

- The year, model, make, and vehicle identification number of the vehicle,
- The manufacturer of the vehicle with the manufacturer's signature, and
- An assignment of ownership from the manufacturer (notarization not required).

Low Emissions Vehicles (LEV)

Beginning with model year 2009, Oregon requires passenger vehicles registered under [ORS 803.420\(1\)](#) with 7,500 miles or less on the odometer, to prove compliance with the low emissions vehicle (LEV) requirement to obtain registration, unless they are otherwise exempt. These are regular passenger vehicles, not government-exempt, electric, hybrid or other vehicles registered under different sub-sections of ORS 803.420. Certain statements on MCOs prove LEV compliance. Acceptable LEV language on the MCO includes any of the statements listed below.

- This vehicle conforms to (or with) U.S. EPA and State of California regulations.
- This vehicle conforms to (or with) U.S. EPA regulations and is certified for sale in California.
- This vehicle has a California emission system.
- This vehicle meets/satisfies California emission standards.
- This vehicle is certified/legal for sale in California.
- This vehicle is certified/legal for sale in all 50 states.

Also acceptable on the MCO is a similar statement that clearly indicates the vehicle complies with California emission standards or Oregon LEV Program standards.

For other ways to prove LEV compliance, exemptions from LEV compliance, and related information, see these Chapters:

- [Chapter D](#), Miscellaneous Title Application Information
- [Chapter K](#), Registration
- [Chapter L](#), Vehicle Types

Who can issue an MCO

The manufacturer of the vehicle must issue the MCO, unless the manufacturer has authorized someone else to issue it.

Security interest holder shown on an MCO

Any security interest holder shown on the MCO must:

- Appear on the title application, or
- Sign a release of interest. If the security interest holder is a business, the release must include the business name and a representative's signature.

Lost or destroyed MCO

If the MCO has been lost, mutilated, or destroyed, DMV will accept:

1. A copy of the original MCO (front and back) with a statement signed by the dealership owner or office manager to the effect: "I certify the original MCO was lost or destroyed, and this is a true copy;" or
2. A certified copy of the manufacturer's invoice to the dealer signed by the dealership owner or office manager with a statement to the effect: "I certify the original MCO was lost or destroyed and this is a true copy;" or
3. A duplicate MCO issued by the manufacturer. A duplicate MCO is the same as an original, but in most cases has "duplicate" stamped on the face of the statement or certificate.

When either of the documents covered in 1 or 2 above is provided, the dealership owner or office manager must certify that the original MCO was lost or destroyed.

If an MCO is required but was not issued, DMV will accept:

1. A statement signed by the manufacturer indicating an MCO was never issued; and
2. A statement from the manufacturer indicating to whom they assigned their interest in the vehicle; and
3. Connecting bills of sale or releases from subsequent purchasers.

New Multi-Stage Manufactured Vehicles

For new vehicles built in stages by two or more manufacturers, DMV requires an MCO from each manufacturer for the portion of the vehicle they manufactured.

MCOs issued for multi-stage manufactured vehicles (such as some motor homes) shall contain at least the following for each stage of manufacture:

- The name of the vehicle manufacturer
- The vehicle make and identification number
- If the MCO is from the final stage manufacturer, the vehicle year model
- The name of the party to whom interest has been assigned

Most motor homes are manufactured in two stages and must have two MCOs. If the vehicle is a single stage motor home, DMV must have a statement from the dealer or manufacturer verifying that the vehicle is a single stage model.

DMV does not require an MCO to be submitted for any vehicle that has previously been issued a valid title.

Signatures and releases

A release of interest from a dealership is required when they sell a new vehicle. If the party to whom the vehicle was assigned is a DBA, the releasing signature must be from the person or parent company. For example, if the vehicle is owned by John Doe, DBA Ajax Autos, then John Doe is the owner and a signature is required from John Doe.

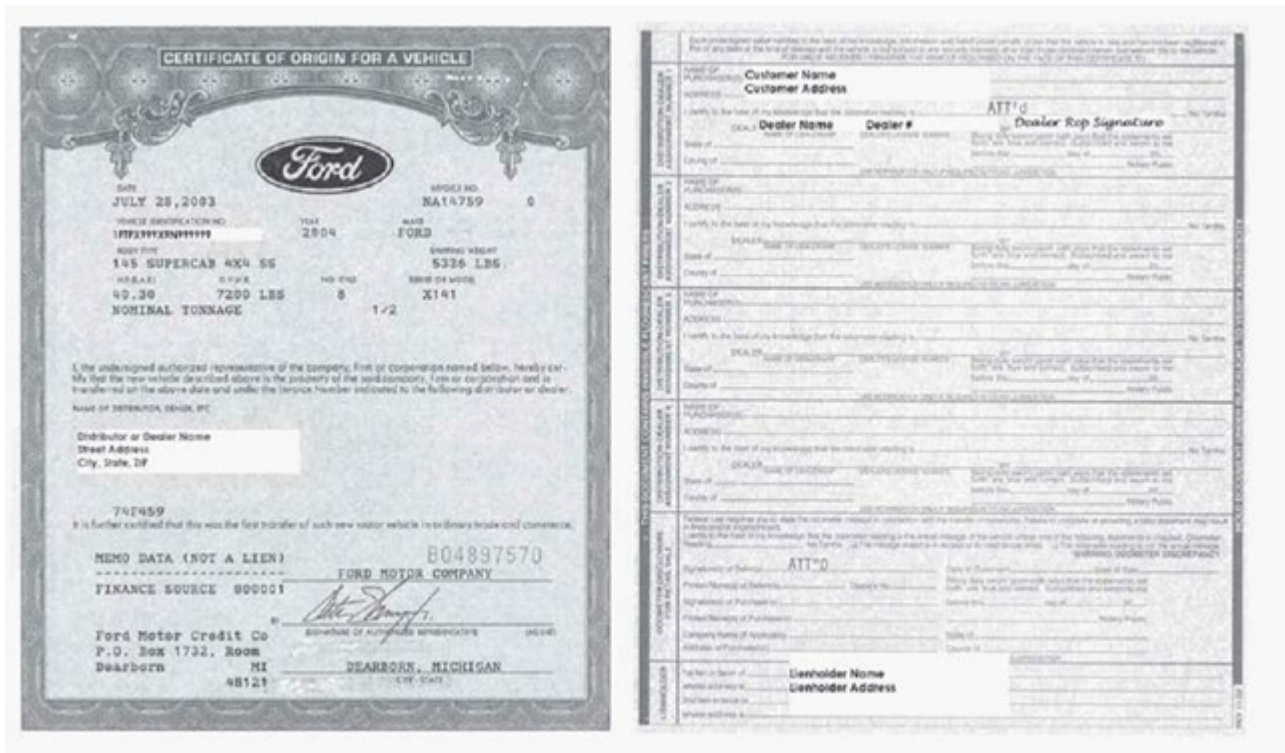
When an MCO shows a flooring company, no release from that company is needed. Vehicles are “floored” when they are financed so the dealer can obtain possession of the vehicles to include in their inventory, and the loan is gradually reduced as the vehicles are sold.

All owners (registered owners and security interest holders) listed on the MCO must be shown on the application for title. If owners on the MCO are not listed on the application, DMV requires a release of interest from them, or a new application for title must be completed to show all owners.

Below is an example of an MCO with a proper release and reassignment.

(Front)

(Back)



Oregon titles

An [Oregon Certificate of Title, Form 410](#), must be obtained or applied for before DMV can issue registration.

The VIN on a certificate of title follows the frame of the vehicle and not the body or motor. The frame is basic to a vehicle, but a motor and body are interchangeable. A certificate of

title does not need to accompany the sale of a motor.

DMV mails the Oregon title to the security interest holder, or lessor, if there is one, to keep until the security interest or lease has been satisfied. If there is no security interest holder or lessor, DMV mails the title to the primary registered owner.

An Oregon title is valid until:

- A later title is issued by Oregon DMV, or
- A later title is issued by another state or jurisdiction, or
- It is cancelled by Oregon DMV.

When a vehicle has been totaled, destroyed, dismantled, or substantially altered, the Oregon title must be surrendered to DMV.

Current Oregon title form

The most current version of the Oregon Certificate of Title, Form 410, is dated 11-23. This is an update to the previous title date 9-22.

Front

Title brands

The title brand box has a bold red outline. DMV uses this box to indicate whether the vehicle has been totaled, reconstructed, is a Lemon Law Buyback, or was previously damaged in another state; or is a replica vehicle, or a glider kit. If the vehicle title has no brand, the word "NONE" appears in the title brand box.

Middle section

The middle section can be used by the registered owner to apply for a new title, without completing a separate application, when the only change is to remove a security interest holder. Only one registered owner is required to sign this section and send the title to DMV with the title fee. The title will be mailed to the address on the customer's file. (See section titled, "Customer Name, Number, and Address," [Chapter A.](#))

This section does not release interest in the vehicle. To release interest and disclose odometer, the registered owner must use the reassignment area on the back of the title.

Bottom section

The name and address of security interest holders are printed in this section. The security interest holder indicates their release in this section.

Back

Contains application instructions, odometer instructions, seller notice requirements, survivorship information, and title brand information.

Reassignment

There is one reassignment area which must be completed by the owner(s) shown on the title (seller) and the buyer of the vehicle. The seller must provide the buyer's printed name, address, and date of sale or transfer. If the vehicle is subject to odometer, the

DMV TITLE AND REGISTRATION HANDBOOK
 Chapter F: Ownership Documents

seller must complete the odometer disclosure area. Not all owners are required to provide their release on the title itself, but may sign a separate release or bill of sale. At least one buyer must print and sign their name to indicate they are aware of and agree with the odometer disclosure provided by the seller.

Lien

The security interest holder to be recorded and shown on the new title may be indicated in this space and must also be listed on the Application for Title.

Oregon title designs

Oregon Title, Revision Date 11/23

Size is 8 1/2" X 8 1/2"; color is blue and light red with a blue border. Title is issued on standard 8 1/2" X 11" paper perforated to take off the top portion of the page.

(Front)

OREGON VEHICLE CERTIFICATE OF TITLE						
OREGON DRIVER AND MOTOR VEHICLE SERVICES CERTIFIES THE PARTY IS LISTED AS OWNER OF THE DESCRIBED VEHICLE. DOCUMENTS FILED WITH DMV SHOW THE VEHICLE IS SUBJECT TO THE OWNERSHIP INTERESTS SPECIFIED.					CONTROL NUMBER XXXXXXXX	
TITLE NUMBER			ISSUE DATE		EQUIPMENT NUMBER	
YEAR	MAKE	STYLE	MODEL	VEHICLE IDENTIFICATION NUMBER		SURVIVORSHIP
OWNER/LESSEE					ODOMETER READING	ODOMETER DATE
SecureScan® - 3 (r. 6) VOID SAMPLE					ODOMETER MESSAGE	
					TITLE BRANDS The title "Brand" printed below indicates the history, condition, or circumstances of the vehicle for which this title has been issued. Please see back of title for more information.	
USE THIS SECTION WHEN THE ONLY CHANGE IS TO REMOVE A SECURITY INTEREST. FOR ANY OTHER CHANGES, SEE INSTRUCTIONS ON REVERSE.						
If there is no change in owners as shown above AND all security interest holders have released interest, one registered owner must sign and date here. If not completing a separate application for title, in addition, if your address has changed, cross out the old address and write the new address and county of residence on the front of the title. Mail the title and the fee to: DMV, 1905 Lana Ave NE, Salem OR 97314.				SIGNATURE (DOES NOT RELEASE INTEREST)		DATE
				X		
To release interest in the vehicle, complete the reassignment on back of the title.						
SECURITY INTEREST HOLDER/LESSOR						
SIGNATURE AND COUNTERSIGNATURE OF SECURITY INTEREST HOLDER OR LESSOR RELEASING ALL INTEREST					DATE	
X						
SIGNATURE AND COUNTERSIGNATURE OF SECURITY INTEREST HOLDER OR LESSOR RELEASING ALL INTEREST					DATE	
X						
SEE REVERSE OF TITLE FOR APPLICATION INSTRUCTIONS.						
VOID WITHOUT CHAIN LINK WATERMARK						

735-410 (11-23)

DMV TITLE AND REGISTRATION HANDBOOK
Chapter F: Ownership Documents

(Back)

THIS TITLE IS THE OWNERSHIP DOCUMENT FOR YOUR VEHICLE. KEEP IT IN A SAFE PLACE. DO NOT KEEP IT IN YOUR VEHICLE.					
APPLICATION INSTRUCTIONS					
<p>A separate application must be completed by the new owner(s) when there is a transfer of ownership (except for releasing a lien). Applications are available by calling (503) 945-5000, or in the Portland area call (503) 299-9999, at any DMV office and at: www.oregondmv.com. Mail your completed application, title and fee to: DMV, 1905 Lana Ave NE, Salem OR 97314. NOTE: If joint registered owners request survivorship, the title shows "Y" in the 1st position of the Survivor Box. If the joint security interest holders request survivorship, the title shows "Y" in the 2nd position. "N" means no survivorship was requested. Survivorship means there is joint ownership or joint tenancy on the vehicle.</p>					
<p>Federal and state laws require that you (seller and buyer) state a vehicle's mileage when there is a transfer of ownership on vehicles model year 2011 or newer, until that vehicle is 20 years old or older. Failure to complete an odometer disclosure or providing a false statement may result in fines, imprisonment or both. Under Oregon law, the offense of submitting a false odometer disclosure is a Class C felony (ORS 815.430). Oregon law requires that an application for transfer of title be submitted to DMV within 30 days of the date you buy a vehicle. Failure to do so within 30 days may result in a late title transfer fee of up to \$50.</p>					
SELLER NOTICE					
<p>ORS 803.112 requires a vehicle seller to notify DMV within 10 days of selling the vehicle.</p> <p>Submit a seller notice to DMV:</p> <ul style="list-style-type: none"> • At DMV2U.Oregon.gov; • Using a Notice of Sale or Transfer of a Vehicle (DMV Form 735-6890); or • Completing the back of the registration card. 					
REASSIGNMENT	<p>I certify the vehicle described has been transferred to the following (signature certifies to odometer disclosure and releases interest in vehicle):</p> <table border="1" style="width: 100%; border-collapse: collapse;"> <tr> <td style="width: 25%; padding: 2px;">DATE OF SALE OR TRANSFER</td> <td style="padding: 2px;">BUYER'S PRINTED NAME</td> </tr> <tr> <td style="padding: 2px;"></td> <td style="padding: 2px;">BUYER'S ADDRESS</td> </tr> </table>	DATE OF SALE OR TRANSFER	BUYER'S PRINTED NAME		BUYER'S ADDRESS
	DATE OF SALE OR TRANSFER	BUYER'S PRINTED NAME			
		BUYER'S ADDRESS			
	<table border="1" style="width: 100%; border-collapse: collapse;"> <tr> <td style="width: 25%; padding: 2px;">ODOMETER READING (NO TENTHS)</td> <td style="padding: 2px;"> <p>I certify to the best of my knowledge that the odometer reading is the actual mileage of the vehicle UNLESS one of the following statements is checked:</p> <p><input type="checkbox"/> Stated mileage is in EXCESS of mechanical limits.</p> <p><input type="checkbox"/> The odometer reading is NOT the actual mileage. WARNING - ODOMETER DISCREPANCY</p> </td> </tr> </table>	ODOMETER READING (NO TENTHS)	<p>I certify to the best of my knowledge that the odometer reading is the actual mileage of the vehicle UNLESS one of the following statements is checked:</p> <p><input type="checkbox"/> Stated mileage is in EXCESS of mechanical limits.</p> <p><input type="checkbox"/> The odometer reading is NOT the actual mileage. WARNING - ODOMETER DISCREPANCY</p>		
	ODOMETER READING (NO TENTHS)	<p>I certify to the best of my knowledge that the odometer reading is the actual mileage of the vehicle UNLESS one of the following statements is checked:</p> <p><input type="checkbox"/> Stated mileage is in EXCESS of mechanical limits.</p> <p><input type="checkbox"/> The odometer reading is NOT the actual mileage. WARNING - ODOMETER DISCREPANCY</p>			
	<p>All owners shown on the front of this title, who are releasing their interest, must sign.</p>				
	SELLER'S PRINTED NAME	SIGNATURE X			
	SELLER'S PRINTED NAME	SIGNATURE X			
SELLER'S PRINTED NAME	SIGNATURE X				
SELLER'S ADDRESS (IF DIFFERENT FROM FRONT OF TITLE)					
<p>I am aware of the above odometer disclosure made by the seller/agent.</p> <table border="1" style="width: 100%; border-collapse: collapse;"> <tr> <td style="width: 50%; padding: 2px;">BUYER'S PRINTED NAME</td> <td style="padding: 2px;">SIGNATURE X</td> </tr> </table>		BUYER'S PRINTED NAME	SIGNATURE X		
BUYER'S PRINTED NAME	SIGNATURE X				
LIEN	<p>Security Interest Holder to be recorded and shown on new title:</p> <table border="1" style="width: 100%; border-collapse: collapse;"> <tr> <td style="width: 80%; padding: 2px;">SECURITY INTEREST HOLDER'S NAME</td> </tr> <tr> <td style="padding: 2px;">SECURITY INTEREST HOLDER'S ADDRESS</td> </tr> </table>	SECURITY INTEREST HOLDER'S NAME	SECURITY INTEREST HOLDER'S ADDRESS		
	SECURITY INTEREST HOLDER'S NAME				
SECURITY INTEREST HOLDER'S ADDRESS					
<p style="text-align: center;">TITLE BRANDS</p> <p>A title brand might not list the amount of damage to a vehicle, if or how it was repaired, or if it had a safety inspection.</p> <p>A title brand from another state will list the state (e.g. "BRANDED WA" or "FLOOD CA").</p>					

DMV TITLE AND REGISTRATION HANDBOOK
 Chapter F: Ownership Documents

Oregon Title, Revision Date 5/08

Size is 7" X 8"; color is blue and light red with a blue border. This revision changed the watermark design.

(Front)

OREGON VEHICLE CERTIFICATE OF TITLE									
OREGON DRIVER AND MOTOR VEHICLE SERVICES CERTIFIES THE PARTY IS LISTED AS OWNER OF THE DESCRIBED VEHICLE. DOCUMENTS FILED WITH DMV SHOW THE VEHICLE IS SUBJECT TO THE OWNERSHIP INTERESTS SPECIFIED.								CONTROL NUMBER 3042503	
PLATE NUMBER		TITLE NUMBER		PROCESS DATE	SURVIVOR	REFERENCE NUMBER			
YEAR	MAKE	STYLE	MODEL	VEHICLE IDENTIFICATION NUMBER			EQUIPMENT NO.		
OWNER/LESSEE						ODOMETER READING		ODOMETER DATE	
						ODOMETER MESSAGE			
						TITLE BRANDS The title "Brand" printed below indicates the history, condition, or circumstances of the vehicle for which this title has been issued. Please see back of title for more information.			
USE THIS SECTION WHEN THE ONLY CHANGE IS TO REMOVE A SECURITY INTEREST. FOR ANY OTHER CHANGES, SEE INSTRUCTIONS ON REVERSE. If there is no change in owners as shown above AND all security interest holders have released interest, one registered owner must sign and date here, if not completing a separate application for title. In addition, if your address has changed, cross out the old address and write the new address and county of residence on the front of the title. Mail the title and the fee to: DMV, 1905 Lana Ave NE, Salem OR 97314.						SIGNATURE (DOES NOT RELEASE INTEREST)		DATE	
						To release interest in the vehicle, complete the reassignment on back of the title.			
SECURITY INTEREST HOLDER/LESSOR						SIGNATURE AND COUNTERSIGNATURE OF SECURITY INTEREST HOLDER OR LESSOR RELEASING ALL INTEREST		DATE	
X						SIGNATURE AND COUNTERSIGNATURE OF SECURITY INTEREST HOLDER OR LESSOR RELEASING ALL INTEREST		DATE	
X						SIGNATURE AND COUNTERSIGNATURE OF SECURITY INTEREST HOLDER OR LESSOR RELEASING ALL INTEREST		DATE	
SEE REVERSE OF TITLE FOR APPLICATION INSTRUCTIONS.									
VOID WITHOUT CHAIN LINK WATERMARK									

DMV TITLE AND REGISTRATION HANDBOOK
Chapter F: Ownership Documents

(Back)

THIS TITLE IS THE OWNERSHIP DOCUMENT FOR YOUR VEHICLE. KEEP IT IN A SAFE PLACE. DO NOT KEEP IT IN YOUR VEHICLE.									
<p style="text-align: center;">APPLICATION INSTRUCTIONS</p> <p>A separate application must be completed by the new owner(s) when there is a transfer of ownership (except for releasing a lien). Applications are available by calling (503) 945-5000, or in the Portland area call (503) 299-9999, at any DMV office and at: www.oregondmv.com. Mail your completed application, title and fee to: DMV, 1905 Lana Ave NE, Salem OR 97314. NOTE: If joint registered owners request survivorship, the title shows "Y" in the 1st position of the Survivor Box. If the joint security interest holders request survivorship, the title shows "Y" in the 2nd position. "N" means no survivorship was requested. Survivorship means there is joint ownership or joint tenancy on the vehicle.</p>									
<p>Federal and state laws require that you (seller and buyer) state a vehicle's mileage when there is a transfer of ownership on vehicles 9 years old or newer. Failure to complete an odometer disclosure or providing a false statement may result in fines, imprisonment or both. Under Oregon law, the offense of submitting a false odometer disclosure is a Class C felony (ORS 815.430). Oregon law requires that an application for transfer of title be submitted to DMV within 30 days of the date you buy a vehicle. Failure to do so within 30 days may result in a late title transfer fee of up to \$50.</p>									
<p style="text-align: center;">Seller Notice</p> <p>ORS 803.112 requires a person who sells a vehicle covered by an Oregon title to notify DMV of the sale within 10 days of the date of the sales transaction. This requirement is also known as seller notice. A seller notice must contain the vehicle identification number, vehicle registration plate number, the full name of the seller, and the full name of the buyer. Seller notice may be submitted to DMV in any one of the following forms and must be received by DMV within 10 days of the sale of the vehicle:</p> <ul style="list-style-type: none"> • In writing, in the form of a Notice of Sale or Transfer of a Vehicle (DMV Form 6890), a completed seller notice on the back of a registration card; or • Through DMV's website www.oregondmv.com or an official State of Oregon website that hosts or administers a DMV application or service. 									
REASSIGNMENT	<p>I certify the vehicle described has been transferred to the following (seller certifies to odometer disclosure and releases interest in vehicle):</p> <table border="1" style="width: 100%; border-collapse: collapse;"> <tr> <td style="width: 25%; padding: 2px;">DATE OF SALE OR TRANSFER</td> <td style="padding: 2px;">BUYER'S PRINTED NAME</td> </tr> <tr> <td style="padding: 2px;"></td> <td style="padding: 2px;">BUYER'S ADDRESS</td> </tr> </table>	DATE OF SALE OR TRANSFER	BUYER'S PRINTED NAME		BUYER'S ADDRESS				
	DATE OF SALE OR TRANSFER	BUYER'S PRINTED NAME							
		BUYER'S ADDRESS							
	<table border="1" style="width: 100%; border-collapse: collapse;"> <tr> <td style="width: 50%; padding: 2px;">ODOMETER READING (NO TENTHS)</td> <td style="padding: 2px;">I certify to the best of my knowledge that the odometer reading is the actual mileage of the vehicle UNLESS one of the following statements is checked:</td> <td style="padding: 2px;"> <input type="checkbox"/> Stated mileage is in EXCESS of mechanical limits. <input type="checkbox"/> The odometer reading is NOT the actual mileage. </td> </tr> </table>	ODOMETER READING (NO TENTHS)	I certify to the best of my knowledge that the odometer reading is the actual mileage of the vehicle UNLESS one of the following statements is checked:	<input type="checkbox"/> Stated mileage is in EXCESS of mechanical limits. <input type="checkbox"/> The odometer reading is NOT the actual mileage.					
	ODOMETER READING (NO TENTHS)	I certify to the best of my knowledge that the odometer reading is the actual mileage of the vehicle UNLESS one of the following statements is checked:	<input type="checkbox"/> Stated mileage is in EXCESS of mechanical limits. <input type="checkbox"/> The odometer reading is NOT the actual mileage.						
<p>All owners shown on the front of this title, who are releasing their interest, must sign.</p> <table border="1" style="width: 100%; border-collapse: collapse;"> <tr> <td style="width: 50%; padding: 2px;">SELLER'S PRINTED NAME</td> <td style="padding: 2px;">SIGNATURE</td> </tr> <tr> <td style="padding: 2px;">SELLER'S PRINTED NAME</td> <td style="padding: 2px;">SIGNATURE</td> </tr> <tr> <td style="padding: 2px;">SELLER'S PRINTED NAME</td> <td style="padding: 2px;">SIGNATURE</td> </tr> <tr> <td colspan="2" style="padding: 2px;">SELLER'S ADDRESS (IF DIFFERENT FROM FRONT OF TITLE)</td> </tr> </table>		SELLER'S PRINTED NAME	SIGNATURE	SELLER'S PRINTED NAME	SIGNATURE	SELLER'S PRINTED NAME	SIGNATURE	SELLER'S ADDRESS (IF DIFFERENT FROM FRONT OF TITLE)	
SELLER'S PRINTED NAME	SIGNATURE								
SELLER'S PRINTED NAME	SIGNATURE								
SELLER'S PRINTED NAME	SIGNATURE								
SELLER'S ADDRESS (IF DIFFERENT FROM FRONT OF TITLE)									
<p>I am aware of the above odometer disclosure made by the seller/agent.</p> <table border="1" style="width: 100%; border-collapse: collapse;"> <tr> <td style="width: 50%; padding: 2px;">BUYER'S PRINTED NAME</td> <td style="padding: 2px;">SIGNATURE</td> </tr> </table>		BUYER'S PRINTED NAME	SIGNATURE						
BUYER'S PRINTED NAME	SIGNATURE								
<p>LIEN</p> <p>Security Interest Holder to be recorded and shown on new title:</p> <table border="1" style="width: 100%; border-collapse: collapse;"> <tr> <td style="width: 100%; padding: 2px;">SECURITY INTEREST HOLDER'S NAME</td> </tr> <tr> <td style="padding: 2px;">SECURITY INTEREST HOLDER'S ADDRESS</td> </tr> </table>		SECURITY INTEREST HOLDER'S NAME	SECURITY INTEREST HOLDER'S ADDRESS						
SECURITY INTEREST HOLDER'S NAME									
SECURITY INTEREST HOLDER'S ADDRESS									
<p style="text-align: center;">Title Brand</p> <p>A title brand does not necessarily indicate the extent to which a vehicle may have been damaged, whether a vehicle has been repaired, to what degree a damaged vehicle has been repaired or if the vehicle has been inspected for safety. A title brand issued outside Oregon indicates the jurisdiction that issued the brand (i.e., "LEMON CA," or "BRANDED WA"). Please contact the jurisdiction of issuance for information regarding the brand. A title brand issued in Oregon (e.g., a vehicle that is assembled or totaled in Oregon) does not include the name of the jurisdiction.</p>									

Oregon titles issued previous to 05/08

Revision Date 5/07

Size is 7" X 8"; color is blue and light red with a blue border. This revision changed the watermark design, includes information about survivorship on the back, and the term "lienholder" was changed to "security interest holder."

Revision Date 5/04

Size is 7" X 8"; and the color is blue and light red with a blue border. Includes addition of a bold red outline area for title brands on the front, and only one reassignment area on the back. The registration card is the first version to include a title brand area.

Revision Date 11/01, 10/02

Size is 7" X 8"; color is blue and light red with a blue border.

Lavender color

Size is 7" X 8". DMV discontinued issuance in January 1992. There are still valid titles of this design in circulation.

Green border

Size is 7" X 8". There are still valid titles of this design in circulation.

Green border, smaller size

Size 3" X 5". There are still valid titles of this design in circulation.

Out-of-state titles

Oregon requires submission of the current out-of-state certificate of title, salvage title, or salvage certificate with an application for Oregon title for a vehicle from another state. The only exception is if the state does not issue certificates of title, salvage titles, or salvage certificates. If the state does not issue these ownership documents, DMV requires other acceptable proofs of ownership.

Security interest holders and releases

All titles list the registered owner. Most list liens or security interest holder information. All titles provide a place for the registered owner(s) to release interest and most titles provide a place for the security interest holder(s) to release interest.

Each state may differ in its ownership structure. Some of the ownership structures you may see are as follows:

- John Doe and Mary Doe
- John Doe and/or Mary Doe
- John Doe or Mary Doe
- John Doe/Mary Doe
- John Doe and Mary Doe JTRS
- John Doe and Mary Doe JTWROS

(JTRS and JTWROS both mean Joint Tenancy with Right of Survivorship.)

In addition to these varied formats, the release of ownership varies from state to state.

Some states have an additional form for the security interest holder's release.

Some states issue a non-negotiable title to the registered owner and a negotiable title to the security interest holder. Oregon DMV requires submission of the negotiable title.

Certificates for vehicles that are junk or non-repairable, etc

Some states also issue "Non-Repairable Vehicle Certificates," "Junk" certificates, and/or titles that carry some other brand that indicates the vehicle is not to be retitled or that the vehicle has no resale value except as a source of parts or scrap.

When an ownership document for a vehicle from another jurisdiction contains a word, term, brand, or notation indicating the vehicle is not intended to be retitled, DMV will not issue an Oregon title.

The following are some terms that **indicate that DMV cannot issue a title**:

- Destroyed,
- Dismantled,
- Hulk,
- Junk,
- Non-rebuildable,
- Non-repairable,
- Parts only,
- Scrap,
- Wreck, or
- Wrecker only

NOTE: DMV will not title a vehicle if the National Motor Vehicle Title Information System (NMVTIS) shows a disposition of “SCRAP” or “CRUSHED” in the vehicle history unless the vehicle was subsequently sold by the reporting party.

To purchase an NMVTIS report go to: <https://www.vehiclehistory.gov/index.html>.

Dismantler/Wrecker Bills of Sale

DMV will not accept a dismantler/wrecker bill of sale in lieu of a title. The customer may title the vehicle in the state of origin and then apply for title in Oregon.

Bonded titles

When an applicant has possession of a vehicle but is unable to provide adequate documentation to establish ownership, some states issue titles with a “Bonded” brand that includes an expiration date. The state requires a bond, which will remain in effect for a specific period. If, during that time, no claim is made to recover the bond, the brand can be removed from the title.

Oregon DMV does not have authority to issue a branded title when receiving an application for title for a vehicle with a bonded title. Oregon DMV accepts bonded titles as valid ownership documents and issues an Oregon title with no brand or indication of a bond. However, a Certification of Ownership Facts, DMV Form 550, must accompany an application for Oregon title when a bonded title is submitted as the ownership document. If additional evidence of ownership is available, it must be submitted with the application and certification forms.

Other states’ requirements

Oregon DMV MAY follow the requirements specified by other states for their titles if DMV can determine what those requirements are. You may contact DMV Customer Assistance (see contact information in the [Foreword](#)), or the individual state that issued the title for information regarding releases and forms required to process your documents. See [Chapter E](#), Releases of Interest, for California Certificate of Title or separate lien release requirements. The laws followed must be from one state; for example, Oregon DMV will not accept half of the transaction documents from California and half of them from Oregon. If DMV cannot determine the other state’s requirements, the customer will be asked to obtain a title in the other state first. Then they may apply for Oregon title. See the “[Reference Sources](#)” section below for publications that provide information on title requirements for various states.

Reference Sources – requirements in other states

There are publications that provide information on title requirements in various states. Oregon DMV is aware of manuals published by R.L. Polk, Peck, and N.A.D.A. (there may

be others). These manuals contain information for each state in the U.S. In addition to driver license and miscellaneous information for each state, the manuals contain information regarding:

- Titles and supporting documents
- Application for title and transfer of ownership
- Application for registration
- Registration fees and taxes
- Security interest and repossession
- Operation of law

All three of these manuals list addresses and telephone numbers for each state's DMV. Contact information for ordering the publications is below.

Formerly Polk's Motor Vehicle Registration Manual

World Data Corporation
214 South Broadway, Suite 210
Lake Orion, MI 48362
(248) 693-3900
<http://www.worlddatanow.com>

Peck's Title Book

Stephens-Peck, Inc.
Publishers of Peck's Title Book
PO Box 1199
Kamus, UT 84036-1199
1-801-562-0843
<http://www.peckstitlebook.us>

N.A.D.A. Title and Registration Textbook

NADAguides.
PO Box 7800
Costa Mesa CA 92628
1-800-966-6232
<https://www.nadaguides.com>

AAA Digest of Motor Laws contains general information about motor vehicle laws and lists the DMV addresses and telephone numbers for each state. You may buy the *AAA Digest of Motor Laws* from your local AAA.

Imported vehicles

Imported vehicle transactions have the same basic requirements as other vehicles, plus a few additional requirements.

Requirements to title a vehicle imported from out of country, including Canada, are:

- Ownership document
- VIN inspection
- Odometer disclosure (if applicable)

- DEQ (if applicable)
- Releases from previous owners
- Fees
- Proof the vehicle meets federal standards
- Certification of Liens on an Imported vehicle, [Form 6436](#)

Ownership documents – imported used vehicles

Canada

Canadian provinces do not issue titles for vehicles. The ownership document for a vehicle previously registered in Canada is usually a registration certificate. Some Canadian provinces issue registration in two or three parts. The parts may be divided by vehicle/owner information or by vehicle/plate information. If the registration indicates it comes in sections, DMV requires all parts, unless otherwise indicated. Documents most commonly seen in Oregon are from Alberta, British Columbia, and Ontario.

- Alberta issues a Registration Certificate with vehicle and plate information. The certificate has a printed or stamped agent number and validated date. If you do not have the Alberta registration, you must attempt to get a replacement registration. If you cannot get a replacement registration, you must submit a written statement from the Alberta Motor Vehicle Registry. The statement must identify the vehicle and state the name(s) of the last owner according to their records. DMV must receive the original written statement or letter. See [Example A](#).
- British Columbia's registration is in two parts and contains the ICBC (Insurance Corporation of British Columbia) logo. The upper portion of this certificate is the insurance portion and contains a space for a validated signature or stamp. The Canadian owner may return this part to the province to get credit for the remaining portion of insurance when the vehicle is exported. The lower portion, identified on the left margin as the Vehicle Registration, is the ownership document and must be submitted for title transfer. See [Example B](#).

ICBC Salvage Invoice, Form CL98-L, may also be acceptable as an ownership document. If the Salvage Invoice includes the remarks "Sold on condition that the vehicle will not be re-registered or re-licensed and will be used for dismantling purposes only," or similar language, these vehicles are considered non-repairable and cannot be issued an Oregon title or Salvage Title, Form 417. An Oregon title may be issued based on an ICBC Salvage Invoice which has remarks such as "Prior Damage Over ..."

- Ontario uses a multi-part form. The bottom portion is divided in half. The left half, the Vehicle Portion, is the ownership document. It can be identified by the print within the black bar. The certificate must contain a printed office/bureau number and an effective date. The right half, the Plate Portion, does not need to be submitted for transfer and may have been retained by the previous owner. See [Example C](#).

Military

Personnel stationed overseas may have had an ownership document issued to them by the military, the country where they were stationed, or may have the original title from

another state. It is possible for them to have more than one type of ownership document at one time. If this is a trade-in vehicle, ask your customer if they (or their lien holder) have additional ownership documents.

U.S. insular areas

An insular area is a jurisdiction that is not a part of one of the fifty states or District of Columbia. U.S. insular areas include American Samoa, Guam, the Northern Marianas Islands, Puerto Rico, and the U.S. Virgin Islands, among others.

Puerto Rico is the only insular area currently considered part of the Customs and Border Protection area. Vehicles in Puerto Rico are required to meet all U.S. federal vehicle standards as are the other 50 states and the District of Columbia. Although DMV does not require proof that a vehicle from Puerto Rico meets U.S. emissions and safety standards, DMV still requires a completed Certification of Liens on an Imported Vehicle, [Form 6436](#).

Transactions for vehicles from all other insular areas should include all the title requirements listed earlier in this chapter, including proof of compliance with federal vehicle standards.

Other countries

Ownership documents on used vehicles imported from different countries vary substantially. An applicant must provide whatever evidence of ownership they may have including any foreign registration or title documents, or import papers.

DMV may not be able to read enough of a foreign document to determine ownership. If DMV cannot interpret the documents, the customer or dealer will be asked to provide an interpretation. The interpretation must include a certification from the interpreter that it is a true and accurate interpretation of the ownership document.

If the ownership documents are submitted but not all title requirements are met, DMV will not accept the transaction unless there is a security interest holder on the application.

Ownership documents – imported new vehicles

New vehicles from out of country may have an MCO. If an MCO was not issued, DMV will accept a statement signed by the manufacturer indicating an MCO was never issued. In lieu of the MCO, DMV may accept:

1. A statement signed by the manufacturer indicating an MCO was never issued; and
2. A statement from the manufacturer indicating to whom they assigned their interest in the vehicle; and
3. Connecting bills of sale or releases from subsequent purchasers.

New vehicles from Canada may have an MCO, or may have a New Vehicle Information Statement (NVIS). DMV **does not recognize** the NVIS as an ownership document. An NVIS is not a secure document and does not provide the complete ownership trail from the manufacturer to the applicant as required by Oregon Administrative Rule.

If only an NVIS is provided to you as a dealer, and an MCO was not issued by the manufacturer, DMV will accept a statement signed by the manufacturer as indicated above. If the manufacturer will not provide a statement, DMV must have the Canadian

registration. This means that dealers, brokers and/or individuals may have to register the vehicle in Canada before applying for title in Oregon. If they are unable or unwilling to do so, DMV will not issue an Oregon title.

Other requirements for out-of-country vehicles

VIN inspection

As with all vehicles new to Oregon, vehicles imported from out of country must have the VIN inspected. The inspection done in Oregon can **only** be completed by Oregon DMV, Oregon State Police, or a law enforcement agency under agreement with DMV. DMV will not accept a VIN inspection done by a dealer for a vehicle imported from out of country. A dealer may perform a VIN inspection on a government-titled vehicle when there is no indication that the vehicle is from another country.

DMV will accept a VIN inspection from another state's DMV or law enforcement agency. If the applicant is in the military, DMV will accept the inspection from the Military Police, Provost Marshall, or Commanding Officer. DMV will only accept VIN inspections done in another country by the U.S. military personnel listed above.

DMV does not require a VIN inspection for a new vehicle (never titled or registered) that has been manufactured to meet U.S. federal vehicle standards and is in compliance at the time it is imported. If the new vehicle does **not** have an indication from the manufacturer that it was manufactured to meet U.S. federal vehicle standards, DMV or law enforcement must do a VIN inspection.

Odometer disclosure requirements

Odometer requirements for an out-of-country vehicle are the same as any vehicle. Readings may be numbers that reflect either miles or kilometers. DMV will not convert kilometers to miles or vice versa. The title will only reflect the reading and not indicate miles or kilometers.

For new vehicles, the odometer disclosure may be made on the back of the MCO, if a space is provided for one, or on a separate disclosure form that contains all the information required under the federal rules. In the case of MCOs only, the disclosure does not have to be made on a state issued form.

DEQ

Oregon DEQ requirements should not be confused with EPA requirements. Even if DMV has received information that federal vehicle emission standards have been met, if the vehicle is registered in a DEQ testing area, DMV must also have a current Oregon DEQ Certificate of Compliance. New vehicles are exempt from DEQ requirements.

Releases from previous owners

As with any vehicle, DMV must have a release of interest from all previous owners. Since a vehicle previously titled/registered in another country may only have been issued a registration certificate as the ownership document, the release of interest will most likely be on a separate bill of sale or odometer disclosure form. If the ownership document is an

MCO, the release of interest must be from the party named on the front of the MCO, as well as any interim owners listed on the back of the MCO.

Fees

The fees for a vehicle imported from out of country are the same as for any vehicle that is new to Oregon.

Proof of compliance with federal vehicle standards

[ORS 803.045](#) and [OAR 735-022-0090 \(1\)](#) give DMV authority to request proof of compliance with federal vehicle standards when ownership documents submitted were issued by a jurisdiction outside the U.S., issued by the U.S. military, or when an MCO is issued by someone other than the authorized U.S. distributor. Proof may also be requested if DMV is not satisfied, based on documentation provided, that the vehicle complies with federal vehicle standards.

Federal vehicle standards are defined in [OAR 735-022-0080](#) as:

The Federal Motor Vehicle Safety Standards and Regulations specified under 49 CFR, Part 571.

*All vehicles with a year model **less than 25 years old must conform to federal safety standards.** This includes trailers, as U.S. Department of Transportation counts them as motor vehicles for purposes of safety requirements.*

Motor Vehicle Emissions Standards specified by 40 CFR, Part 52.

*All vehicles with a year model **20 years old or less must conform to federal emission standards.***

Acceptable forms of proof

Proof that the vehicle is in compliance with federal vehicle standards may be any one of the following:

1. For vehicles imported by the U.S. military or U.S. military personnel, a written notice or form issued by the U.S. military that states the vehicle complies with federal vehicle standards.
2. For a motorcycle or moped, a Dealer Certification of Compliance with Federal Emission and Safety Standards, [Form 7290](#), completed by an Oregon licensed dealer. By completing this form the dealer is certifying they have viewed the on-road FSS and EPA labels affixed to the vehicle and the vehicle meets applicable federal safety and emission standards in effect at the time of manufacture for on-road use. Only meeting the federal EPA *noise* emissions standard does not qualify the vehicle for on-road use.
3. An original letter from the manufacturer or authorized U.S. distributor that clearly identifies the vehicle, including the vehicle identification number, and states that the vehicle was manufactured to meet federal safety and emission standards.
4. An original letter from the manufacturer or authorized U.S. distributor that clearly identifies the vehicle, including the vehicle identification number, and states that the vehicle meets EPA standards and can be modified to meet federal safety standards.

The letter **must** be accompanied with a certification that the vehicle has been modified and complies with federal vehicle standards. A Certification of Compliance with Federal Emission and Safety Standards, [Form 7286](#), can be used for this purpose.

5. A U.S. Customs and Border Protection Form CF7501 or CBP7501, Entry Summary, that contains:
 - A vehicle description that includes the year, model, make, and vehicle identification number, and
 - An approval stamp or signature of an authorized U.S. Customs and Border Protection agent.

Forms CF7501 or CBP7501 are not required for imported vehicles that do not need proof of compliance with federal safety and emissions standards.

The CF7501 or CBP7501 forms are not acceptable as proof of compliance if the vehicle was imported on a temporary basis. A temporary import can be identified by use of the term "Chapter 98," "TIB," or the number 23 as the entry type code in Box 2 or anywhere in the body of the document. These vehicles are only authorized to remain in the U.S. for a period not to exceed 1 year and must be exported at the end of the approval period. They are not eligible for an Oregon title or registration.

When proof of compliance not required

Proof of compliance with federal standards is not required when:

1. The vehicle has previously been titled or registered in the U.S. This applies even if the vehicle has left the country and returned. Proof may include a title or registration card from Oregon or another state.
2. The vehicle year model is:
 - a. 25 years or older; it is not subject to federal safety standards.
 - b. 21 years or older; it is not subject to federal emissions standards.
3. The vehicle is a snowmobile or other vehicle or equipment of this nature where there are no federal standards.
4. The vehicle has been imported from Puerto Rico.
5. The MCO submitted indicates the motorcycle or moped was manufactured by a major manufacturer.

Certification of Liens on an Imported Vehicle, [Form 6436](#)

Since liens are not shown on most foreign titles and Canadian registrations, transactions for imported vehicles **must** include the Certification of Liens on an Imported Vehicle, [Form 6436](#). The form must be signed by the owner listed on the foreign ownership document or registration, not the new applicant, unless they are one and the same. If the owners shown on the foreign title or registration cannot be reached to sign Form 6436, the applicant may certify that the vehicle is free of liens.

Contacts for information on importation and federal standards

For information regarding the import process or federal safety and emission requirements, you may wish to contact the agencies listed below.

U.S. Customs and Border Protection

Address: 8337 NE Alderwood Road
Portland, OR 97220

Phone: (503) 326-3230

Internet: <https://www.cbp.gov/>

Other Oregon port offices and phone numbers include:

Astoria	(503) 325-5541
Coos Bay	(541) 756-2396
Newport	(541) 265-6456

For additional port locations throughout the U.S., see the U.S. Customs and Border Protection website listed above.

U.S. Environmental Protection Agency (EPA)

Address: Certification and Compliance Division, Imports Group
2000 Traverwood Drive
Ann Arbor, MI 48105

Phone: (734) 214-4100

Internet: <https://www.epa.gov/otaq/imports/>

U.S. Department of Transportation (NHTSA)

Address: Office of Vehicle Safety
Compliance Organization, Imports Division
NSA-32, NHTSA
400 7th St. S.W.
Washington D.C. 20590

Internet: <https://www.nhtsa.dot.gov/cars/rules/import/>

Motorcycles/Mopeds

If an MCO for a motorcycle/moped contains a VIN beginning with a digit other than 1, 4, or 5, that is only an indicator that the vehicle was manufactured by a U.S. manufacturer and proof of compliance with federal vehicle standards (both federal safety and federal emissions standards) is still required, unless the transaction is accompanied by a dealer certification form, a letter from the manufacturer, or an MCO from a major manufacturer.

DMV recognizes the following major manufacturers:

Aprilia, BMW, Bombardier, Buell, Ducati, Harley Davidson, Honda, Kawasaki, Moto Guzzi, Norton, Piaggio, Suzuki, Triumph, Vespa, Victory, Yamaha.

DMV TITLE AND REGISTRATION HANDBOOK
Chapter F: Ownership Documents

DMV will not issue registration for imported motorcycles or mopeds unless proof of compliance with federal safety and emissions standards is submitted with the application (unless recognized as a major manufacturer). If proof of compliance is not submitted, DMV will only issue a title for these vehicles.

Note: If the MCO includes a statement that indicates the vehicle does not meet federal standards or was manufactured for off-road use, DMV must receive an original letter from the manufacturer indicating the motorcycle or moped can be modified to meet federal safety and emission standards for on-road use. For more information about proofs of compliance for motorcycles/mopeds, see section titled “Acceptable forms of proof,” in this chapter.

Examples of CANADIAN REGISTRATION

Example A ALBERTA REGISTRATION CERTIFICATE



VEHICLE MAKE Volkswagen	SECTION 2 YEAR 1999	VEHICLE ACCESS CODE (VAC) 06168-2795	Validation Number 0401008377 EXPIRES IN 2006	<small>This certificate is not valid unless a registration sticker is affixed on section 1 and a Registry Agent office stamp appears in section 2.</small>		
MODEL OR SERIES Passat (Canada)	BODY COLOUR Silver	FUEL Gas	SECTION 1			
VEHICLE STYLE Stationwagon	LICENCED MASS		LICENCE PLATE NO. LWC932	CLASS 3	LICENCED MASS kg	VEHICLE STATUS active
VEHICLE IDENTIFICATION NO. (VIN) WVWBA6387XE378285	UNIT NO.		EXPIRES 2006/04/30	TYPE OF OPERATION Passenger		
VEHICLE STATUS active	REGULATIONS	BUS CAPACITY	REGISTRATION NO. R033776014	IF LEASED VEHICLE, LEASING COMPANY NAME AND MVID		
SPECIAL CONDITIONS			NAME & ADDRESS OF REGISTRANT(S): LAST NAME FIRST 123 MAIN ST EDMONTON AB	TYPE INDIVIDUAL	CLIENT'S MVID 0012-25333	T6H 4A2
MOTOR HOME SUPERSTRUCTURE / SECONDARY PARTS DESCRIPTION YEAR-MAKE			LICENCE PLATE NO. LWC932	CLASS 3	EXPIRES 2006/04/30	
SERIAL NO.			REGISTERED IN VALIDATED MAY 02 2005 EDMONTON			

This Certificate is to be signed on the back by the registrant and presented on demand at a Peace Officer.

REG126 (8/10) MY09008

DMV TITLE AND REGISTRATION HANDBOOK
Chapter F: Ownership Documents

Example B
BRITISH COLUMBIA REGISTRATION CERTIFICATE

Vehicle Registration This certificate must be carried in the vehicle. This certificate must be signed by the owner as seller if the vehicle is sold. 83WJ06AM	 Insurance Corporation of British Columbia Registered Owner LAST NAME FIRST 123 MAIN ST COURTENAY BC V9N9C5	Registration no. 5557227 Plate no. 554HFX Year 1998 Make SATURN Model SL2 Body style 4DSDN VIC PR645D Colour GRAY VIN 1G8ZK5277WZ273105 Fuel type GASOLINE Net weight (kg) 01026 GVW(kg)/Disp.(cc) Seating capacity N/A Vehicle type PASSENGER Anti-theft device PASSIVE IMMOBILIZER Vehicle status Import code AirCare expiry
	Number of owners: 1 Owner's signature(s) 	When you sell the vehicle, the buyer must take the Registration and submit it with an application for transfer within 10 days of the purchase. Contact your AutoPlan agent for details.
	CUSTOMER	

Example C
ONTARIO REGISTRATION CERTIFICATE

CHANGE OF ADDRESS You are required by law to notify the Ministry of Transportation within six days of changing your address. All vehicles registered to you at the address now on record will be changed to reflect the address requested by this notice. If this is not what you want, or you are a fleet operator, please take your notice of owner address change to any Driver and Vehicle Licence Office. To change the address on your driver's licence, you must include your driver's licence change of address stub with this notice of owner address change. Take this change notice to any Driver and Vehicle Licence Office, or mail to Ministry of Transportation, P.O. Box 9200, Kingston, Ontario, K7L 8K4. CHANGEMENT D'ADRESSE Vous êtes tenu par la loi d'aviser le ministre des Transports dans les six jours suivant un changement d'adresse. Cet avis entraîne la modification de l'adresse sur tous les documents d'immatriculation actuellement à votre dossier. Si vous désirez qu'il en soit autrement ou si vous êtes un parc de véhicules, veuillez présenter l'avis de changement d'adresse du propriétaire à un Bureau de l'immatriculation et des permis de conduire. Pour modifier l'adresse qui apparaît sur votre permis de conduire, vous devez présenter, avec cet avis, le bulletin de changement d'adresse du permis de conduire. Veuillez présenter cet avis à un Bureau de l'immatriculation et des permis de conduire ou envoyer le au ministre des Transports, C.P. 9200, Kingston (Ontario) K7L 8K4. Do not detach / Ne pas détacher		Plate Owner Address Change Notice Avis de changement d'adresse du propriétaire de la plaque Vous êtes tenu par la loi d'aviser le ministre des Transports dans les six jours suivant un changement d'adresse. Cet avis entraîne la modification de l'adresse sur tous les documents d'immatriculation actuellement à votre dossier. Si vous désirez qu'il en soit autrement ou si vous êtes un parc de véhicules, veuillez présenter l'avis de changement d'adresse du propriétaire à un Bureau de l'immatriculation et des permis de conduire. Pour modifier l'adresse qui apparaît sur votre permis de conduire, vous devez présenter, avec cet avis, le bulletin de changement d'adresse du permis de conduire. Veuillez présenter cet avis à un Bureau de l'immatriculation et des permis de conduire ou envoyer le au ministre des Transports, C.P. 9200, Kingston (Ontario) K7L 8K4. Do not detach / Ne pas détacher	
Province of Ontario / Province de l'Ontario PAS - FIT PLAZE / PLAZE AERD650 Based pursuant to the Highway Traffic Act / Déposé en vertu du Code de la route PERMIT - VEHICULE PORTION / CERTIFICAT D'IMM - VEHICULE BRAND - NONE / PLATED VIN: JT2BG22K70312205 / NO: 56401-79606-30705 MAKE: TOYT / MODEL: XLL / YEAR: 99 / REG. TYPE: 40 CIL: 04 / POWER: G / COLOUR: DRN / REG. NO: 126489- / DATE OF REGISTRATION: 010705 SALES TAX: 000000 / REG. NO: 126489- / DATE OF REGISTRATION: 010705 ADDRESS: 1234 Main Street / GLOUCESTER, ONTARIO / P.O. BOX: 1234 / K1C5N1 MAILING ADDRESS: / ADRESSE POSTALE: OFFICE - BUREAU: 467-7100 / DATE ENTERED BY REGULATOR: 00 07 05 / PERMIT NO. / N° DE CERTIFICAT: 00124616 MINISTRY OF TRANSPORTATION / MINISTRE DES TRANSPORTS Detach here / Détachez ici VEHICLE TRANSFER / TRANSFERT DE VEHICULE Seller must keep number portion and the plate portion of the permit. Buyer must receive the vehicle portion. Le vendeur doit garder les parties d'immatriculation et de plaque de son certificat, tandis que l'acheteur doit recevoir la partie relative au véhicule. SPLM-1 99-11 Ontario law requires that this permit or a true copy be carried in the vehicle for which it was issued while the vehicle is being operated on a highway. Selon la loi ontarienne, ce certificat ou une copie conforme doit toujours être dans le véhicule pour lequel il a été délivré lorsque ce véhicule circule sur la voie publique.		Province of Ontario / Province de l'Ontario PAS - PLAZE / PLAZE AERD650 Based pursuant to the Highway Traffic Act / Déposé en vertu du Code de la route PERMIT - PLAZE PORTION / CERTIFICAT D'IMM - PLAZE BRAND - NONE / ATTACHED VIN: JT2BG22K70312205 / NO: 56401-79606-30705 MAKE: TOYT / MODEL: XLL / YEAR: 99 CIL: 04 / POWER: G / COLOUR: DRN / REG. NO: 126489- / DATE OF REGISTRATION: 010705 SALES TAX: 000000 / REG. NO: 126489- / DATE OF REGISTRATION: 010705 ADDRESS: 1234 Main Street / GLOUCESTER, ONTARIO / P.O. BOX: 1234 / K1C5N1 MAILING ADDRESS: / ADRESSE POSTALE: OFFICE - BUREAU: 467-7100 / DATE ENTERED BY REGULATOR: 00 07 05 / PERMIT NO. / N° DE CERTIFICAT: 00124616 MINISTRY OF TRANSPORTATION / MINISTRE DES TRANSPORTS Detach here / Détachez ici VEHICLE TRANSFER / TRANSFERT DE VEHICULE Seller must keep number portion and the plate portion of the permit. Buyer must receive the vehicle portion. Le vendeur doit garder les parties d'immatriculation et de plaque de son certificat, tandis que l'acheteur doit recevoir la partie relative au véhicule. SPLM-1 99-11 Ontario law requires that this permit or a true copy be carried in the vehicle for which it was issued while the vehicle is being operated on a highway. Selon la loi ontarienne, ce certificat ou une copie conforme doit toujours être dans le véhicule pour lequel il a été délivré lorsque ce véhicule circule sur la voie publique.	