

Additional Information

- DMV issues one placard per permit.
- Your Disabled Person Parking Permit placard is for your use only. Each person with a disability should obtain their own permit and placard.
- Wheelchair users may be eligible for a WHEELCHAIR USER ONLY permit and placard allowing use in a WHEELCHAIR USER ONLY space as well as any other regular Disabled Person parking space (see the placard under the Wheelchair User Only sign inside this brochure).
- DMV issues a Family Permit and placard(s) for families with more than one disabled family member.
- **When you need an additional placard for travel purposes** – to park in a designated Disabled Person parking space while traveling out of your county of residence, and one to use while you are away – DMV does issue Temporary Travel placards (a.k.a., *Temporary Duplicate travel placards*) good for 120 days. Submit a completed Disabled Person Parking Permit Placard application (form 735-265) with the box for Temporary Travel marked. NOTE: You do not need the Certificate of Disability to request a Temporary Duplicate.
- To apply for any of the above placards, please see the Disabled Person Parking Permits web page: www.oregon.gov/odot/dmv/pages/driverid/disparking.aspx.



Frequently Asked Questions

- Q. Is my placard registered to my vehicle?
No, it is registered to you.
- Q. May I park in a disabled person parking space, display my placard, enter a building and leave someone that is riding with me (disabled or not) in my vehicle while I am gone?
Yes.
- Q. May my spouse/friend use my placard if they are disabled?
No.
- Q. If I am disabled, may I use the placard of another disabled person?
No.
- Q. Is it unlawful to block a disabled parking space or access aisle?
Yes, when the parked vehicle does not display a qualifying placard or decal for that space.
- Q. Can I park in a disabled space without my placard for just a minute while I run into the building?
No, you must display your placard.
- Q. If I move to Oregon, may I use my placard from my other state until it expires?
No, you must go to the DMV to get an Oregon permit and placard. You may use it temporarily while applying for the Oregon permit and placard.
- Q. If I park in a disabled space in a privately owned parking lot, do I need to display my placard?
Yes, anywhere open to the public is subject to Oregon laws.
- Q. May I use my placard in another state?
Yes.
- Q. Do I have to hang my placard on my rear view mirror?
Yes. The expiration date, date punches and permit number must be visible from the outside of the vehicle. The placard must be removed from the rearview mirror before driving the vehicle.
- Q. Are there any limitations when using a Disabled Person Parking Permit?
*Yes. Per ORS 811.635(4), placards and decals **cannot** legally be used to park where:*
- *Parking is only permitted for 30 minutes or less;*
 - *No parking is allowed;*
 - *No late evening or overnight parking is allowed; or*
 - *Parking is reserved for special types of vehicles.*
- Q. What if my expiration date is faded and hard to read or my placard is mutilated?
Obtain a new placard from DMV. NEVER write on your placard; that makes it invalid.
- Q. May I park in a WHEELCHAIR ONLY parking spot if I have a regular disabled placard?
No. To park legally in a Wheelchair Only-designated parking space, the vehicle must display the placard with a large white "W" above the international disabled symbol and the words "Parking Permit" (see the placard under the Wheelchair User Only sign inside this brochure).

Using Your Disabled Person Parking Permit: Placard or Decal



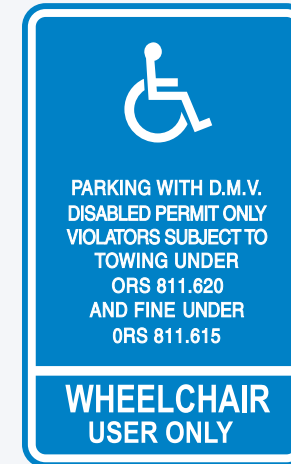
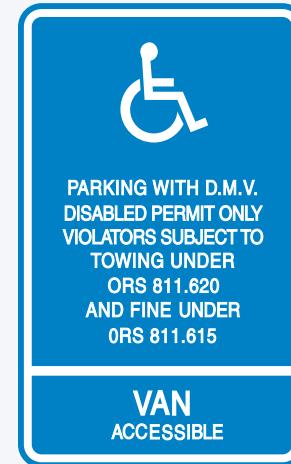
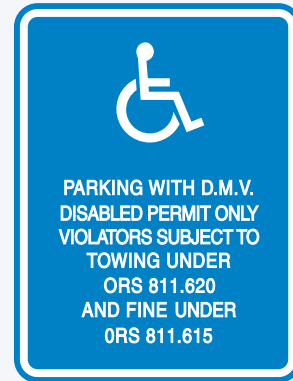
OREGON DRIVER AND MOTOR
VEHICLE SERVICES

Legal use of your placard or decal

- **Park only in qualifying designated spaces** (see example under *Placards and Decals, right*). Disabled parking laws can be enforced 24 hours per day, 7 days a week, including holidays.
- **Parking patrols may issue a citation if they can't read the expiration date or permit number on your placard.** If reading the date or number is difficult, request a replacement placard.
- **Parking fees are local.** To learn about fees and how local authorities apply them, check with the authority in the destination where you will be parking.
- A designated Disabled Person parking space may not, by law, be blocked for any reason including:
 - The access aisle – the striped area next to or between disabled parking spaces for disabled persons who use wheelchairs or other similar devices to exit their vehicles – could prohibit the use of a lift, ramp, or other access device; or
 - By vehicles, signs, shopping carts, fences, promotion displays, etc.
- Parking any part of your vehicle in any part of a designated disabled parking space without displaying a qualifying placard or decal may result in a citation and fine.
- **DO NOT mark over faded dates;** that makes the placard invalid. When placards become difficult to read, a replacement placard must be obtained. Your old placard must be turned in to DMV upon receiving a new one.

Placards and Decals

These signs...



...allow legal parking for

any of these placards or decals:



only for those who need a wider access aisle for special transport vehicles equipped with a lift:



only for those with a valid wheelchair user permit placard, including "Wheelchair User" and a large white "W":



Placards...

- Must be displayed so that the expiration date, date punches and permit number are fully visible for law enforcement purposes.
- Allow legal parking in a Disabled Person parking space when proper placard – at left – is displayed correctly (see above). A designated parking space may have a sign, logo, or both.
- Are registered to the disabled person by their driver's license or identification card number. The permit and placard or decal belong to the disabled person and not the vehicle's owner.
- May be used in any vehicle the disabled person occupies. It must be clearly visible from the outside of the vehicle when in use.
- Must be removed from the mirror before leaving the parking space, so the placard does not block the driver's view of the road. Store the placard out of the sun for longest placard life.

Decals...

- Must be attached to the vehicle for which the decal was issued: a motorcycle, golf cart or similar vehicle.
- Must be attached in one of two locations:
 - The back of the left rearview mirror, or
 - The front fender so that the permit number and expiration date are visible from the front of the vehicle.