

**- OTIA III Modernization Program Update –  
August 2009**

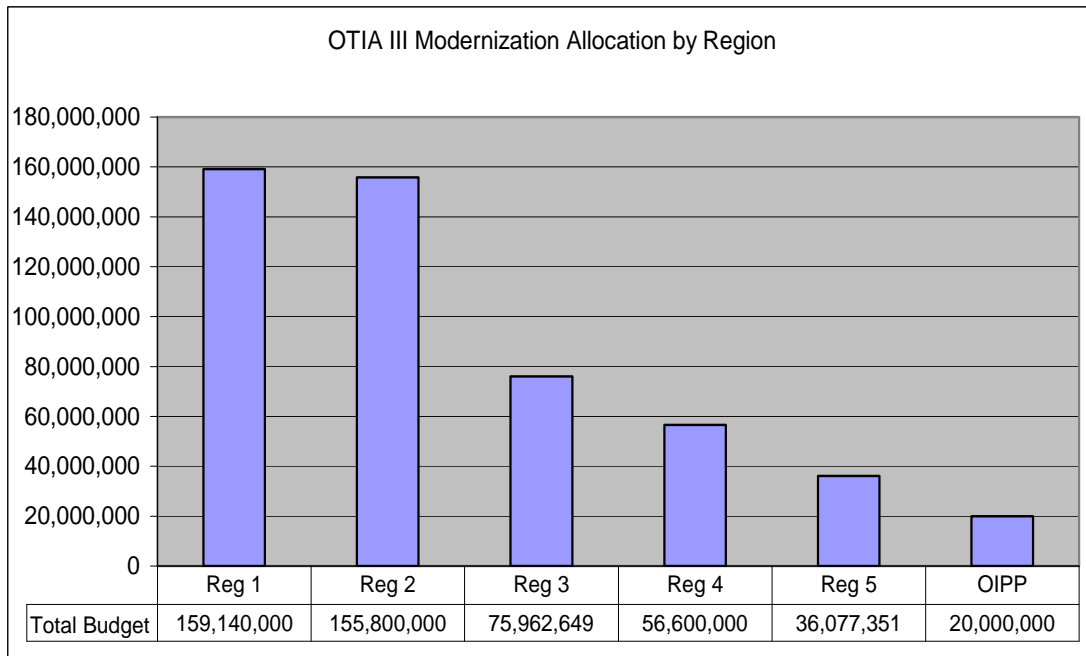
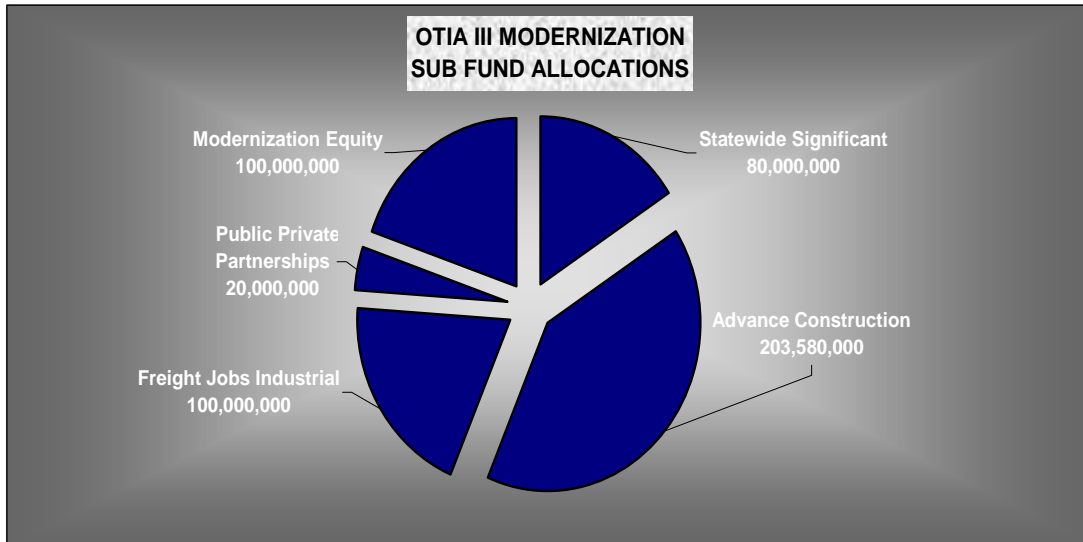
Item:	Page
OTIA III Modernization Monthly Program Report	
A. Monthly Program Report Summary	2
B. Funding Allocation Summary	3
C. Monthly OTC Program Report	4
D. Statewide Summaries	5-6
E. Regional Summaries	7-11
F. Monthly Financial Report	12
G. Projected Expenditures (Cash Flow Forecast)	13
H. Red and Yellow Project Report	14
I. Administrative Action Summary	15

## - OTIA III Modernization Program Update – Summary

- Project Delivery Status:
  - ◆ As of 07/31/09, 62 OTIA III projects are being tracked.
    - 9 projects are PE-only or right of way acquisition where the construction funding and work has been moved to other projects.
    - 3 projects have not been started.
    - 2 projects are for OIPP. These track the 3 potential projects being evaluated for OTIA III Public Private Partnership Funding.
  - ◆ The remaining 48 are construction projects.
    - 31% are open to traffic (15 of 48.)
    - 50% are under construction (24 of 48.)
    - 19% are in the design phase (9 of 48.)
  
- Timely Delivery: As of 7/31/2009, it is estimated that 94% of OTIA III Modernization construction projects will be Open To Traffic by the end of the calendar year 2012. The goal is 80%.
  
- Timely Expenditures: As of 7/31/2009, it is estimated that 93% of OTIA III Modernization Funds will be spent by the end of calendar year 2012. The goal is 95%.
  
- Expenditures to Date: Total expenditures increased \$16.2 million during the month of July bringing the total spent to date to \$197.2 million. We anticipate we will spend \$13.9 million during the month of August.
  
- Timely Bond Expenditure: First Bond Issuance - \$100 Million – Full expenditure of the bond proceeds was met in March 2008.
  
- Interest Income Expenditures: No interest expenditures incurred to date.
  
- OTIA Funds Balance Report: The current total fund balance is \$ - 3,580,000.
  
- Average GYR: The average Green/Yellow/Red percentage as of 7/31/09 is 95.2% Green, 3.2% Yellow and 1.6% Red. Cumulative Green/Yellow/Red for the last 12 months of reporting is 89.6%/ 1.0% / 9.4%.

Item: OTIA Statewide Summaries as of 07/31/2009

Staff Contact: Darcy French, OTIA I II III Modernization Administrative Manager



	Statewide Significant	Advance Construction	Freight Jobs Industrial	Public Private Partnerships	Modernization Equity	Total Budget
Region 1	35,000,000	54,580,000	46,560,000	-	23,000,000	159,140,000
Region 2	22,000,000	96,000,000	8,600,000	-	29,200,000	155,800,000
Region 3	23,000,000	17,000,000	5,762,649	-	30,200,000	75,962,649
Region 4	-	36,000,000	10,600,000	-	10,000,000	56,600,000
Region 5	-	-	28,477,351	-	7,600,000	36,077,351
OIPP	-	-	-	20,000,000	-	20,000,000
	80,000,000	203,580,000	100,000,000	20,000,000	100,000,000	503,580,000

Item: OTIA III Modernization Actual Expenditures  
 Update Date: 07/31/2009  
 Staff Contact: Darcy French, OTIA I II III Mod Staff Team Member



## OTC Summary of OTIA III Modernization Program (Period ending: July 31, 2009)

Data Sources: TEAMS, PCS, OTIA Baseline

### STATE OTIA III Modernization Projects

**Summary of Construction:**

	Project Count	Project Expenses
Projects remaining to begin design:	0	\$ -
Projects in design:	8	\$ 4,259,960
Projects in construction:	15	\$ 107,677,683
Projects completed:	10	\$ 45,257,418
<b>Total Construction Projects:</b>	<b>33</b>	<b>\$ 157,195,061</b>

**Summary Non-Construction:**

	Project Count	Project Expenses
Projects for design work only:	5	\$ 10,700,269
Projects for right of way only:	4	\$ 2,987,248
<b>Total Non-Construction Projects:</b>	<b>9</b>	<b>\$ 13,687,517</b>

<b>Grand Total State OTIA III Mod Projects:</b>	<b>42</b>	<b>\$ 170,882,578</b>
---	-----------	-----------------------

### LOCAL OTIA III Modernization Projects

**Summary of Construction:**

	Project Count	Project Expenses
Projects remaining to begin design:	3	\$ -
Projects in design:	1	\$ 211,238
Projects in construction:	9	\$ 7,853,953
Projects completed:	5	\$ 18,026,289
<b>Total Construction Projects:</b>	<b>18</b>	<b>\$ 26,091,480</b>

**Summary Non-Construction:**

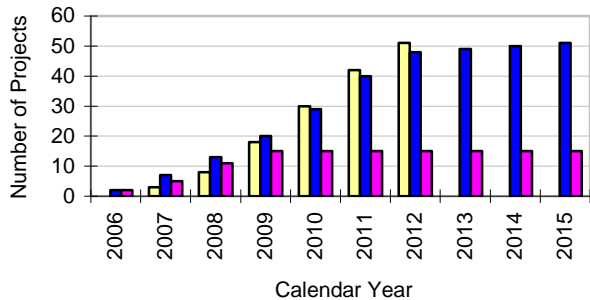
	Project Count	Project Expenses
Projects for design work only:	2	\$ 42,832
Projects for right of way only:	0	\$ -
<b>Total Non-Construction Projects:</b>	<b>2</b>	<b>\$ 42,832</b>

<b>Grand Total Local OTIA III Mod Projects:</b>	<b>20</b>	<b>\$ 26,134,312</b>
---	-----------	----------------------

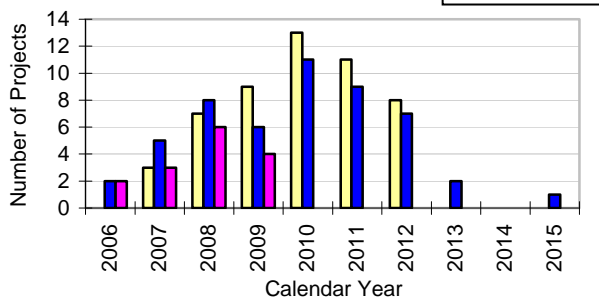
<b>Grand Total State &amp; Local OTIA III Mod:</b>	<b>62</b>	<b>\$ 197,016,890</b>
--	-----------	-----------------------

**When will OTIA III Modernization Projects be Open To Traffic?**

**Cumulative:**

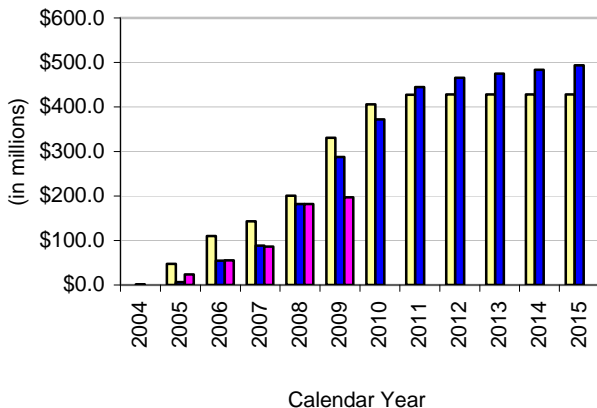


**By Calendar Year Planned:**

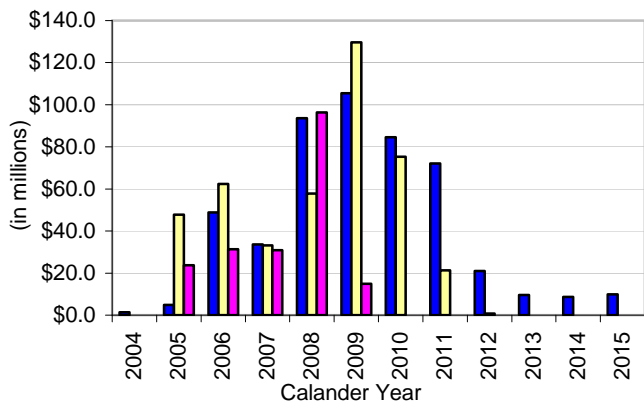


**When will OTIA III Modernization Dollars be Spent?**

**Cumulative:**

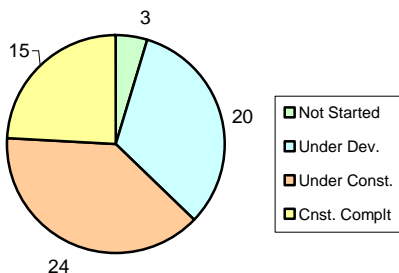


**By Calendar Year Planned:**

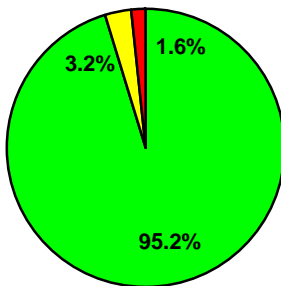


**Status of all OTIA III Modernization Projects?**

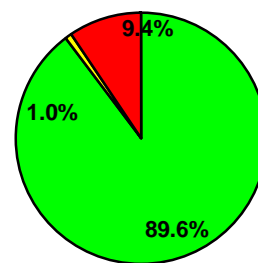
**Status of all Projects Statewide \***



**Green/Yellow/Red**

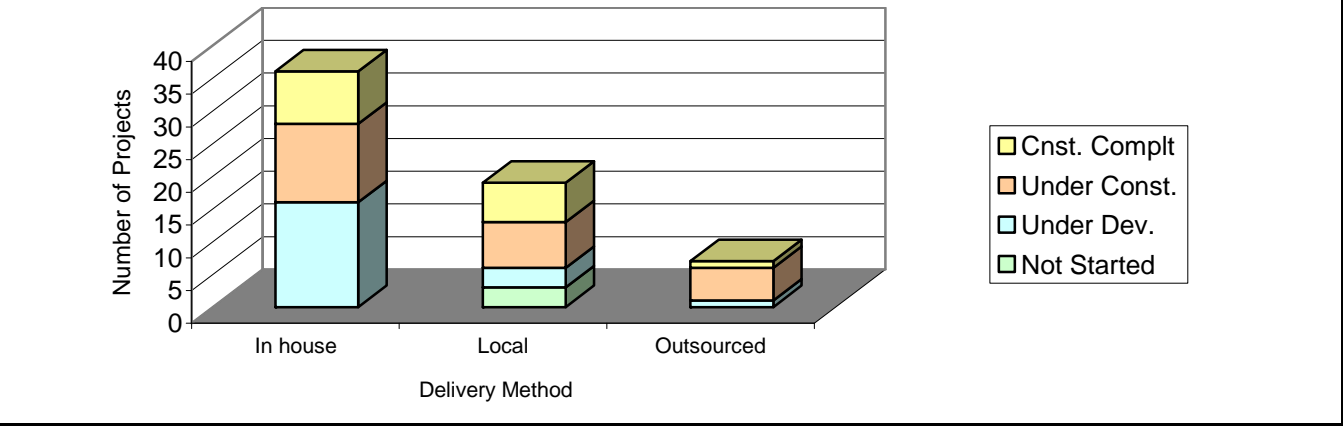


**Cumulative Statewide GYR**

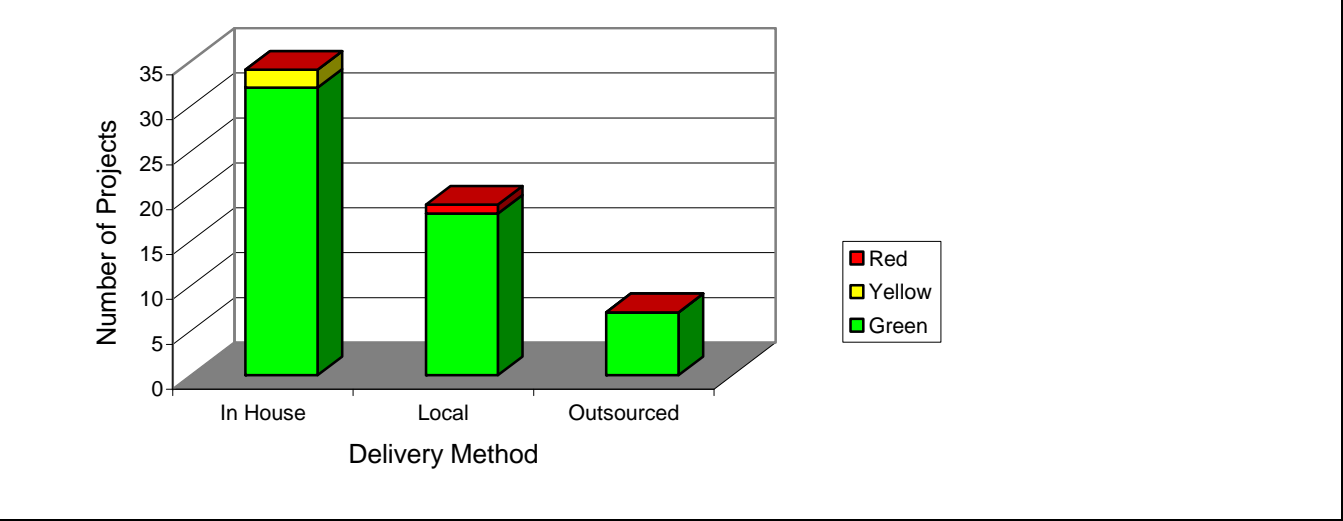


Item: OTIA Statewide Summaries as of 07/31/2009  
 Staff Contact: Darcy French, OTIA I II III Modernization Administrative Manager

***What is the Status of all OTIA III Modernization Projects by Delivery Method?***



***What is the Status of all OTIA III Modernization Projects by Delivery Method?***

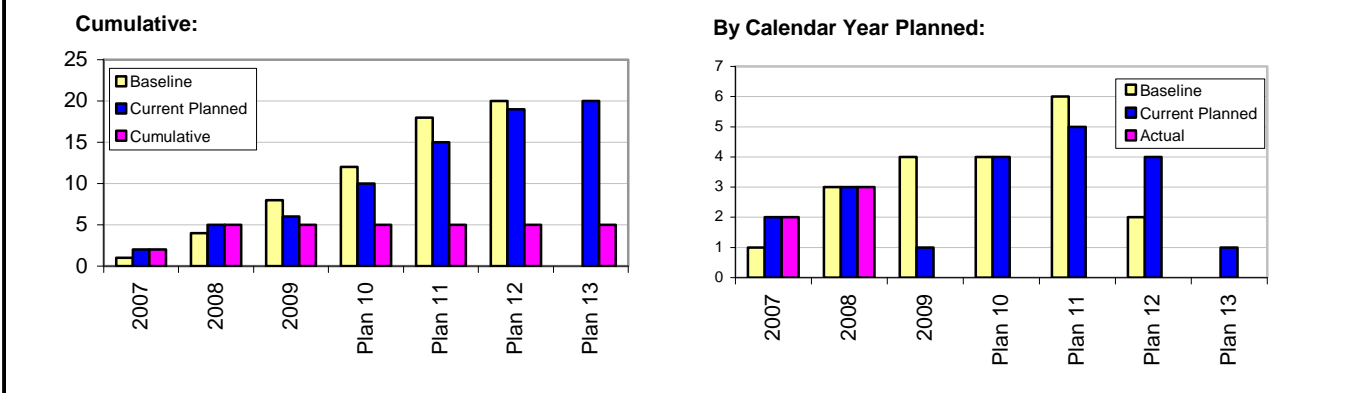


**DELIVERY TO BID LET AND TO PROJECT COMPLETION STATISTICS PENDING**

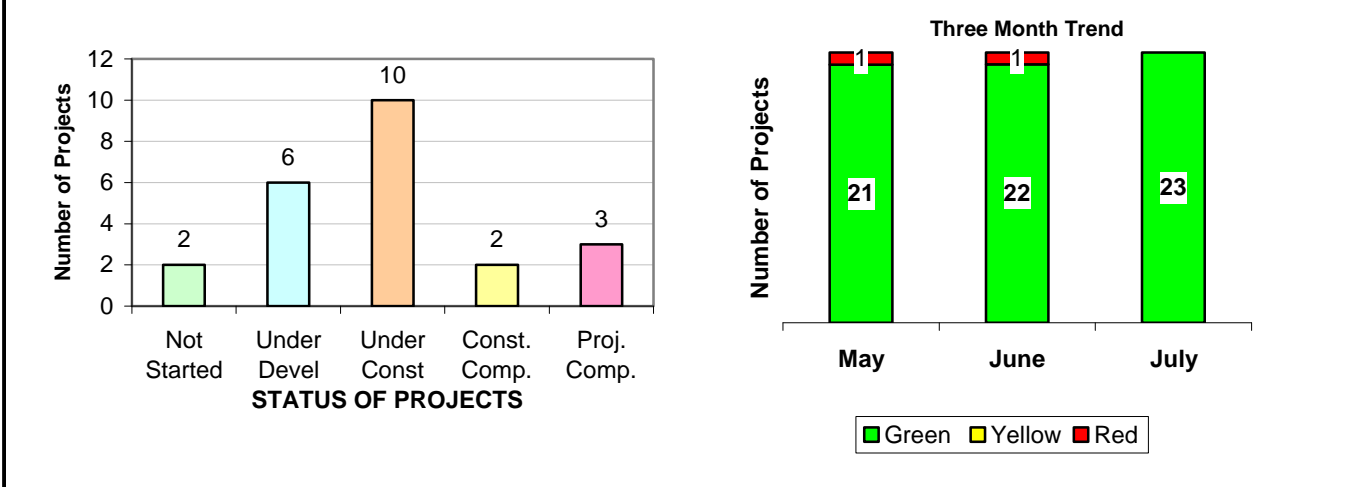
OTIA I II III Modernization Steering Committee  
 Monthly Management Report

Item: OTIA III Modernization Regional Summaries as of 07/31/2009  
 Staff Contact: Darcy French, OTIA I II III Modernization Administrative Manager

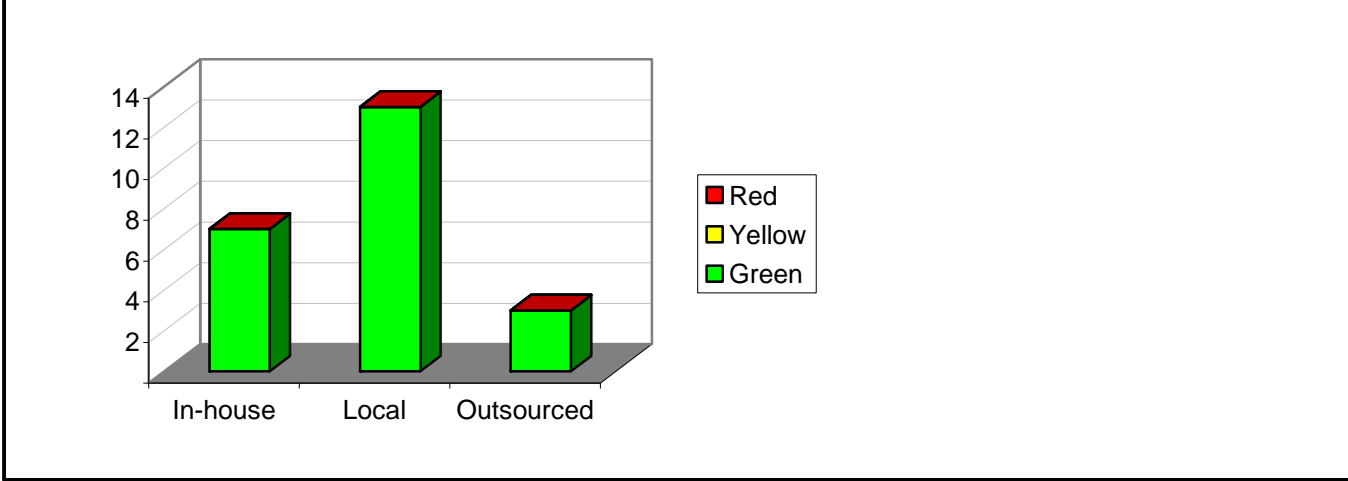
**When will Region 1 OTIA III Modernization Projects be Open To Traffic?**



**What is the Status of all Region 1 OTIA III Modernization Projects?**

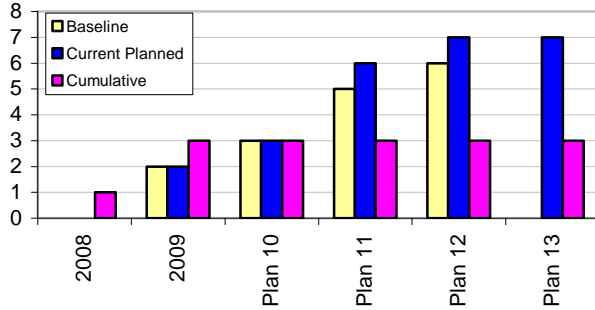


**What is the Status of all Region 1 OTIA III Modernization Projects by Delivery Method?**

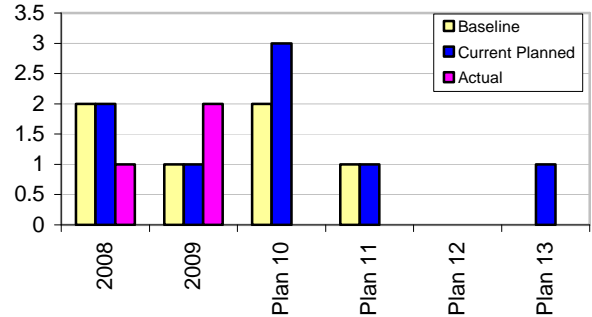


**When will Region 2 OTIA III Modernization Projects be Open To Traffic?**

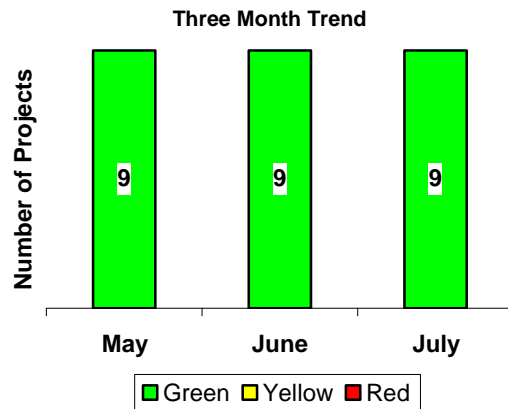
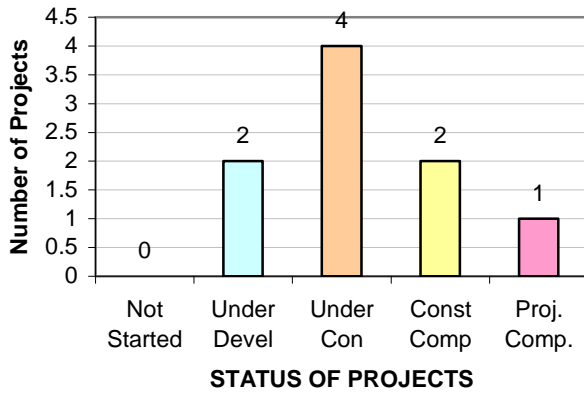
Cumulative:



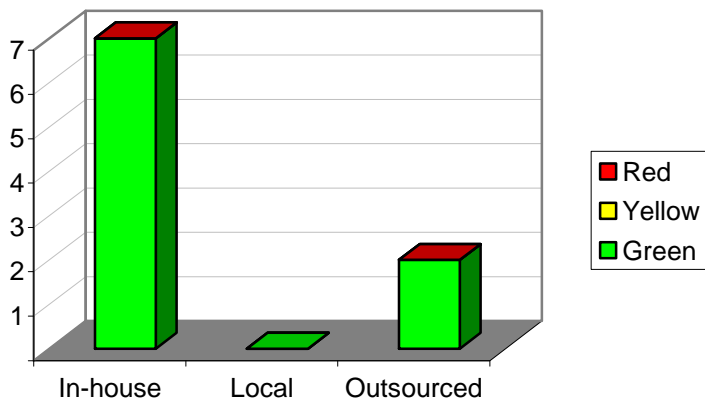
By Calendar Year Planned:



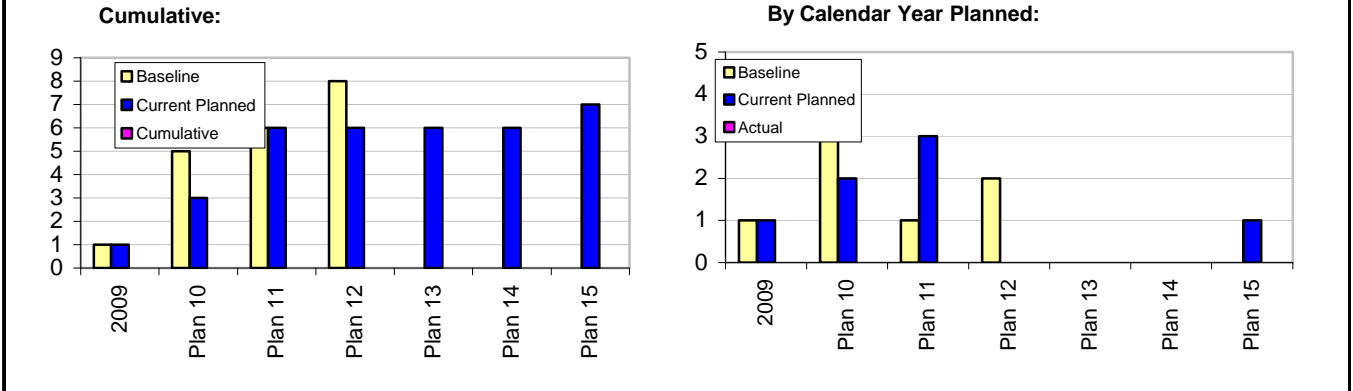
**What is the Status of all Region 2 OTIA III Modernization Projects?**



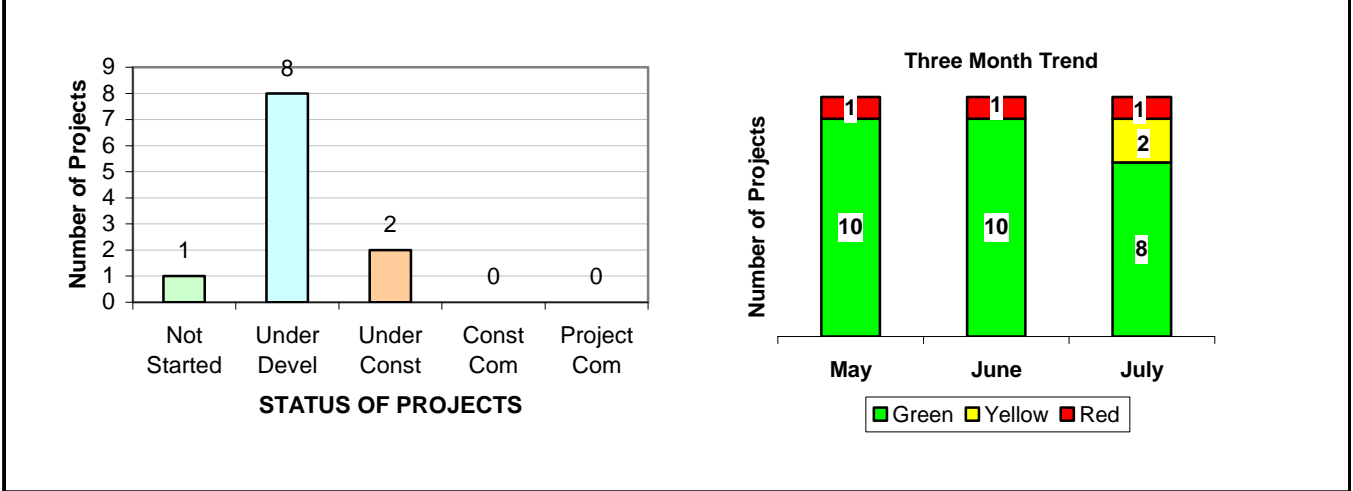
**What is the Status of all Region 2 OTIA III Modernization Projects by Delivery Method?**



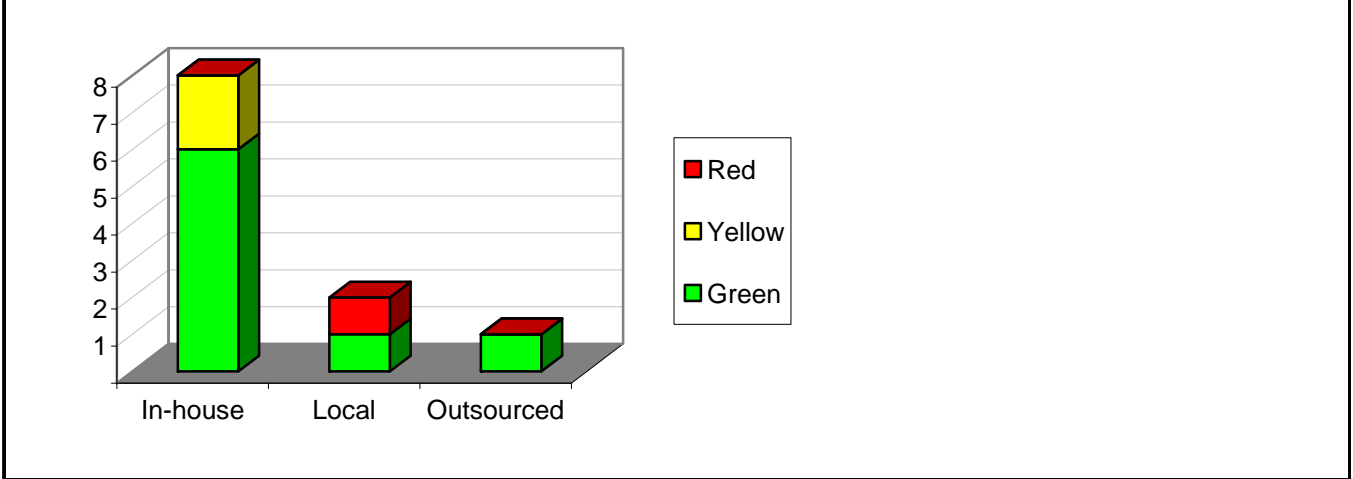
**When will Region 3 OTIA III Modernization Projects be Open To Traffic?**



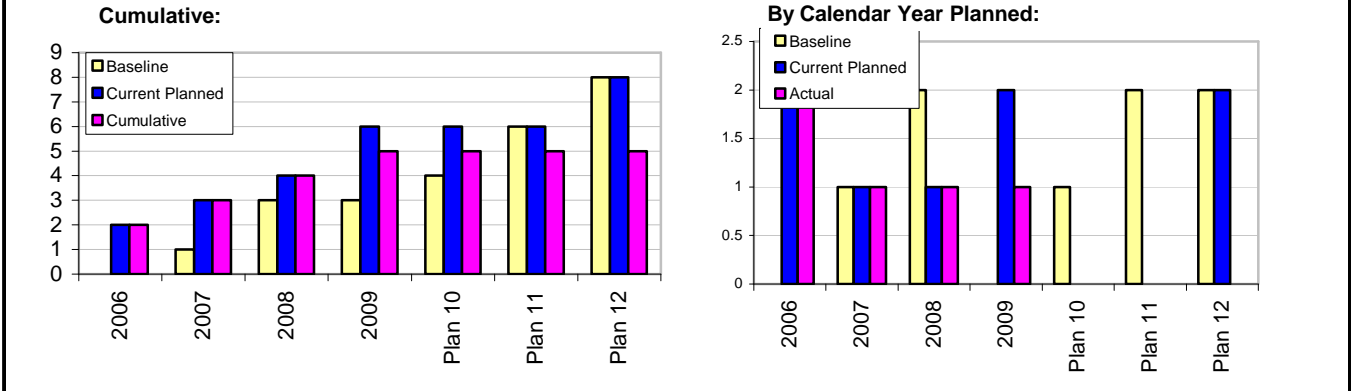
**What is the Status of all Region 3 OTIA III Modernization Projects?**



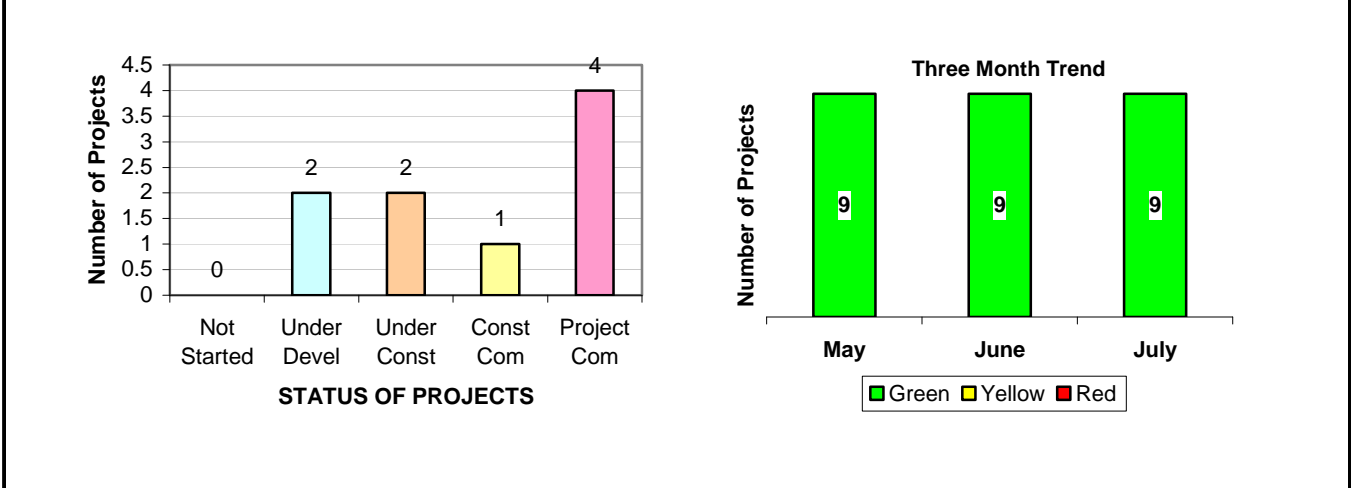
**What is the Status of all Region 3 OTIA III Modernization Projects by Delivery Method?**



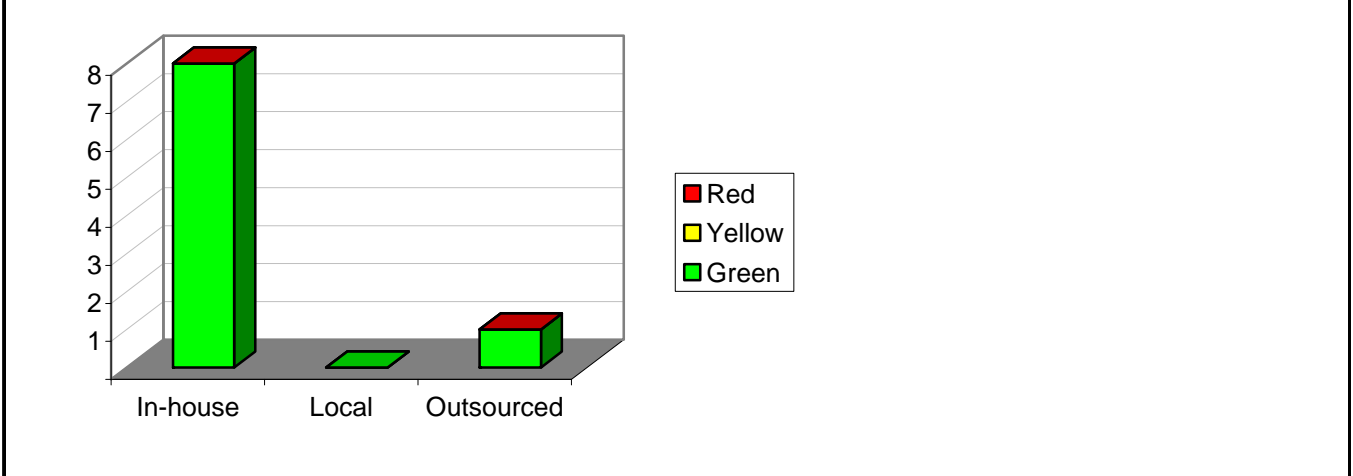
**When will Region 4 OTIA III Modernization Projects be Open To Traffic?**



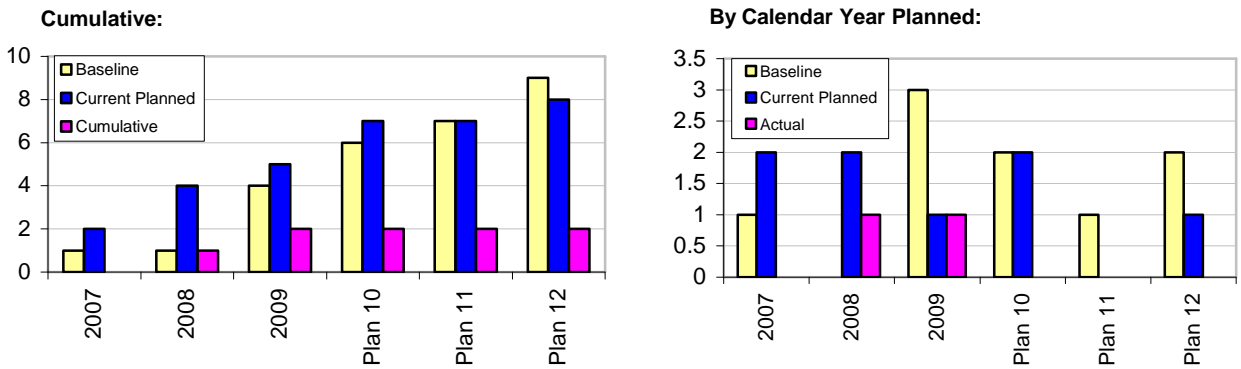
**What is the Status of all Region 4 OTIA III Modernization Projects?**



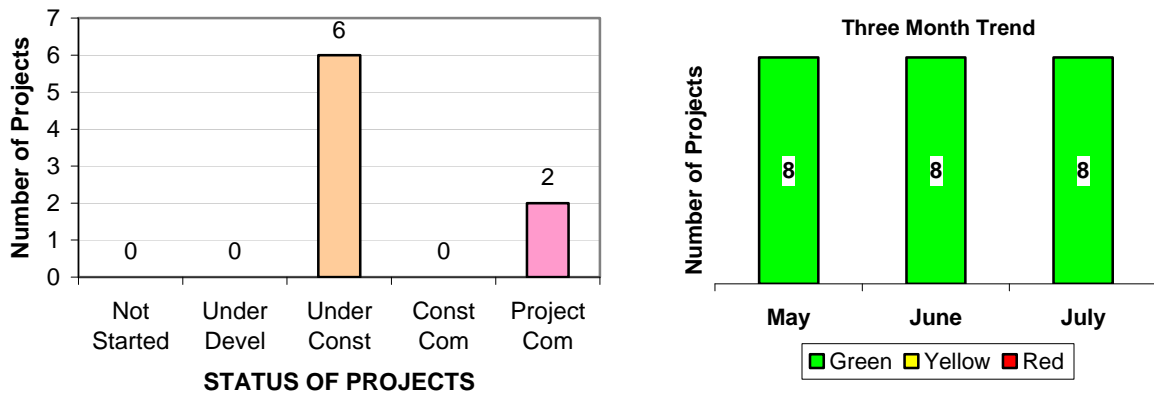
**What is the Status of all Region 4 OTIA III Modernization Projects by Delivery Method?**



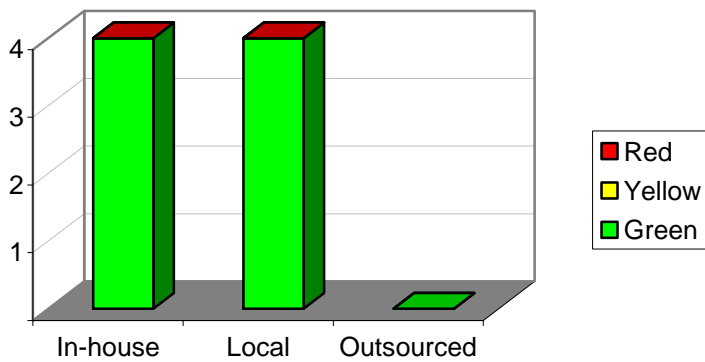
**When will Region 5 OTIA III Modernization Projects be Open To Traffic?**



**What is the Status of all Region 5 OTIA III Modernization Projects?**



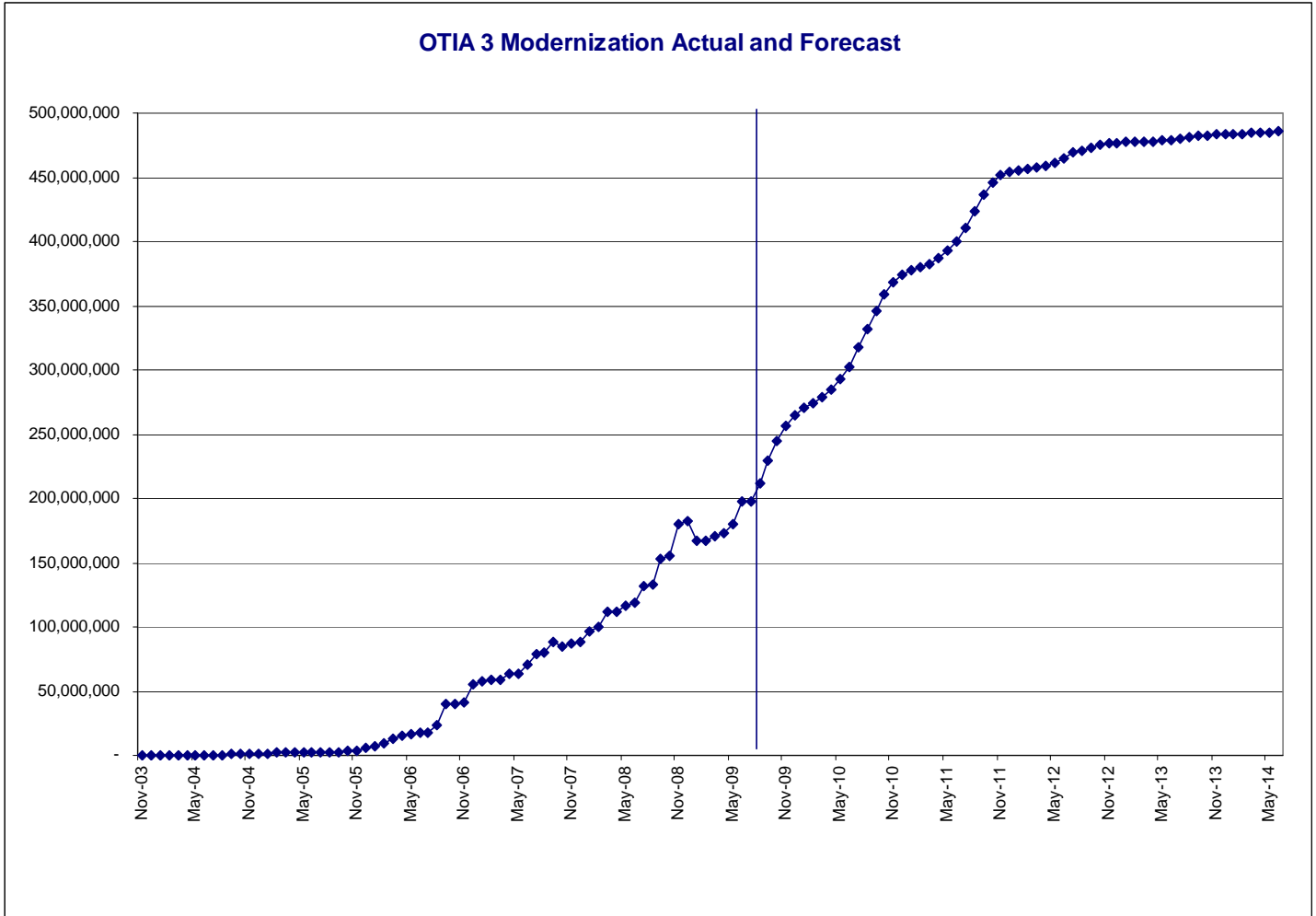
**What is the Status of all Region 5 OTIA III Modernization Projects by Delivery Method?**



Item: OTIA Monthly Financial Report  
 Update Date: 07/31/2009  
 Staff Contact: Bill Shirley, Highway Finance Office

As of 07/31/2009	OTIA III Modernization	
<b>Interest Earned &amp; Administrative Costs</b>		
Interest Earned		\$0.00
Scoping Costs	\$0.00	
Local Project Oversight	\$0.00	
Administrative Costs	\$0.00	
Total Interest Expenditures		\$0.00
Net Over/Under		\$0.00
<b>Bond Revenues &amp; Direct Project Costs</b>		
Net Bond Proceeds excluding Interest Earned		\$101,382,589.00
Less: Bond Sale Expense		\$6,034.00
Net Revenues to the Fund excluding Interest Earned		\$101,376,555.00
<i>Other income (Reduction of Exp treated as Rev)</i>		\$0.00
Scoping	\$ 3,231,128	
PE	\$ 20,679,572	
R/W	\$ 21,919,225	
Construction Engineering	\$ 11,833,372	
Construction	\$ 139,520,456	
		\$ 197,183,753
Net Over/Under		(\$95,807,198.00)
NOTE: Depreciation is excluded in the expenditures reported above.		
Prepared by Bill Shirley 8/2/09		

Item: OTIA III Modernization Projected Expenditures  
Update Date: 7/31/2009  
Staff Contact: Tessa Jantzi, Cash Flow Analyst



Item: OTIA III Modernization Red Yellow Report  
 Update Date: 7/31/2009  
 Staff Contact: Darcy French, OTIA I II III Mod Administrative Manager

### August 2009 Red and Yellow OTIA III Mod Projects

<i>Key Num</i>	<i>Area Manager</i>	<i>Delivery Method</i>	<i>Project Name</i>	<i>Comments:</i>	<i>Overall Status</i>	<i>Schedule Status</i>	<i>Budget Status</i>
<b>Region 3</b>							
14018	Usselman, Mark	Local Agency	TRANSPACIFIC PARKWAY (N BAY MARINE IND PARK)	8/2009 - The Port intends to bid in the fall 2009. Region working with engineering firm and the Port regarding schedule. The revised schedule will be updated at that point.	Red	Red	Green
13226	Anderson, Art	In House	HIGHWAY 62 CORRIDOR SOLUTIONS E.I.S.	8/2009 - Project over current authorization for PE. Region to provide updated estimates.	Yellow	Green	Yellow
10964	Anderson, Art	In House	I-5: SOUTH MEDFORD INTERCHANGE	08/2009 - Project over current authorization for R/W. More R/W expenditures expected. Right of Way Unit to provide new estimates.	Yellow	Green	Yellow
<b>Count: 3</b>							

## **OTIA I II III Modernization Steering Committee Monthly Program Report**

---

Item: **Administrative Actions Summary**  
Update Date: July 31, 2009  
Staff Contact: Darcy French, OTIA I II III Modernization Administrative Manager

---

**AGENDA ITEM SUMMARY:** There are often administrative actions taken by the Statewide Project Delivery Manager or the OTIA Administrative Manager on behalf of the OTIA Core Team (OCT) or OTIA Steering Group (OSG). The following is a list of administrative action items that were taken during the month of July.

**There are no administrative actions to report this month.**