

**- OTIA I / II Program Update –
August 2009**

Item:	OTIA I / II Monthly Program Report	Page
	A. Monthly Program Report Summary	2
	B. Statewide Summaries	3-4
	C. Regional Summaries	5-9
	D. Monthly Financial Report	10
	E. Projected Expenditures (Cash Flow Forecast)	11
	F. Regional Equity Update	12
	G. Red and Yellow Project Report	13
	H. Administrative Action Summary	14

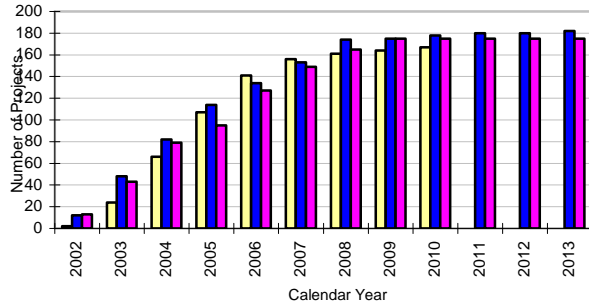
- OTIA I / II Program Update – Summary

- Project Delivery Status:
 - ◆ As of 07/31/09, 184 OTIA I/II projects are being tracked. Of those 184, 1 is in right of way acquisition and the construction funding and work has been moved to another project. The remaining 183 are construction projects.
 - **95.6% of the OTIA I/II projects are complete or open to traffic** (175 of 183.)
 - **3.0 % are under construction** (6 of 183.)
 - **1.4% are in the design phase** (2 of 183)
- Program Closeout: Of all 184 projects, 168 or 91.3% are closed out and final. This includes projects delivered by State Forces, State Contracts, and Intergovernmental Agreements.
- Timely Delivery: At 12/31/08, 95% of OTIA I/II projects were or Open to Traffic. The goal was 80%. As of 07/31/09, 96.2% of the projects being tracked are now Open to Traffic.
- Expenditures to Date: Expenditures increased \$107,297 during the month of July bringing the total spent to date to \$489.9 million. We anticipate we will spend \$608,429 during the month of August.
- Timely Bond Expenditure:
 - ◆ First and Second Bond Issuance - \$245 Million – The program reached the 85% expenditure goal of OTIA I II in January of 2005, 5 months ahead of the May 2005 deadline. Full expenditure of OTIA I II bond proceeds was met in July 2005.
 - ◆ Third Bond Issuance – \$100 Million - Full expenditure of the OTIA I II bond proceeds was met in June 2006
 - ◆ Fourth Bond Issuance – \$155 Million - The program reached the 85% expenditure goal by May 2007.
- Interest Income Expenditures: Current interest balance is \$3,140,623. Interest expenditures increased during July with a total of \$5,279,209. Total interest earned to date increased last month for a total of \$8,419,832.
- OTIA Funds Balance Report: The current total unallocated fund balance is \$2,451,492.
- Average GYR: The average Green/Yellow/Red percentage as of 07/31/09 is 99.46% Green, .54% Yellow and 0% Red. Cumulative Green/Yellow/Red for the last 12 months of reporting is 99.86% / .09% / .05%.

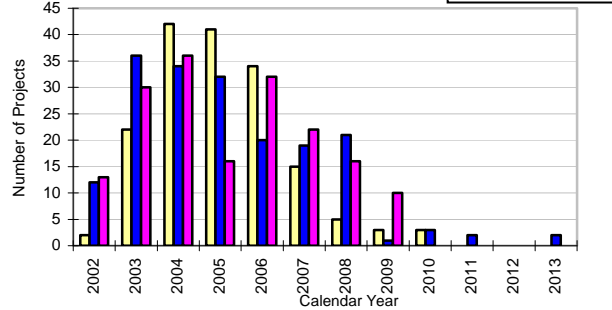
Item: OTIA Statewide Summaries as of 07/31/09
 Staff Contact: Darcy French, OTIA I/II Administrative Manager

When will OTIA I/II Projects be Open To Traffic?

Cumulative:

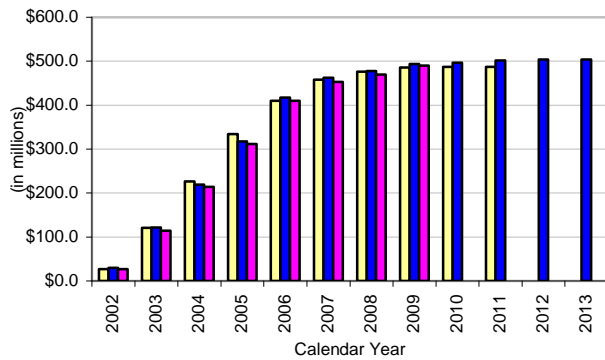


By Calendar Year Planned:

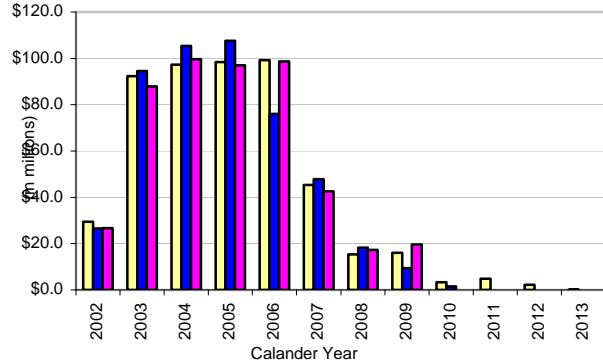


When will OTIA I/II Dollars be Spent?

Cumulative:

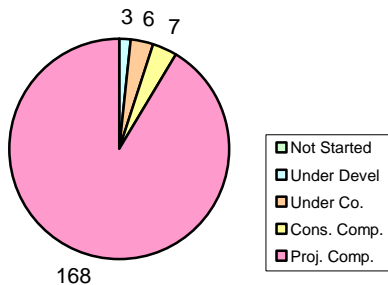


By Calendar Year Planned:

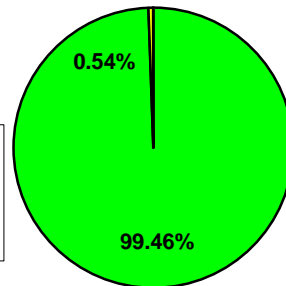


Status of all OTIA I/II Projects?

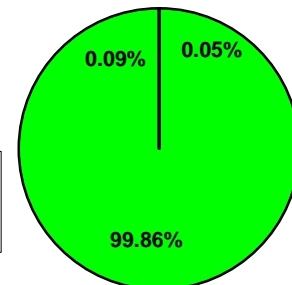
Status of all Projects Statewide



Green/Yellow/Red



12 month Cumulative Statewide GYR

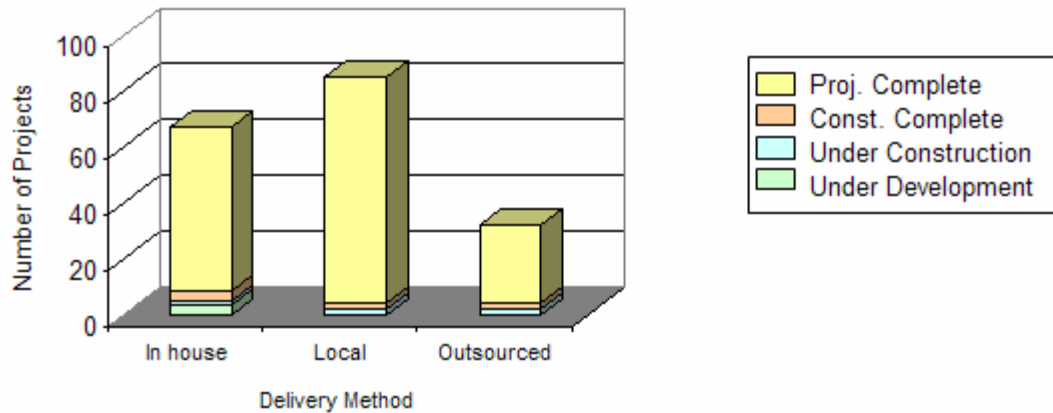


**OTIA III Steering Committee
Monthly Management Report**

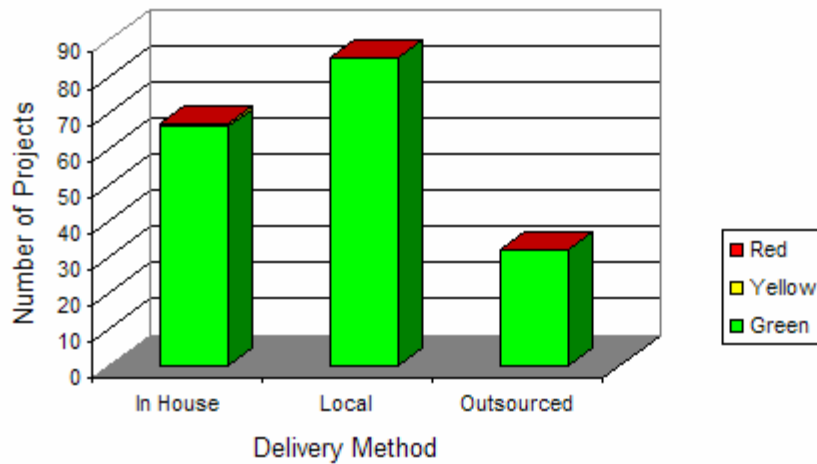
Item: **OTIA Statewide Summaries as of 07/31/09**

Staff Contact: Darcy French, OTIA III Administrative Manager

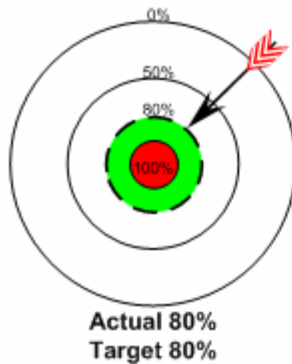
What is the Status of all OTIA I/II Projects by Delivery Method?



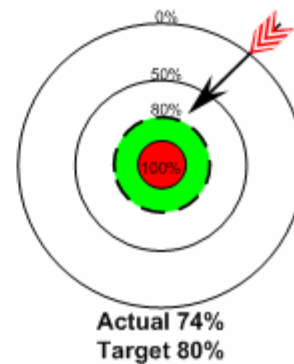
What is the Status of all OTIA I/II Projects by Delivery Method?



Are OTIA I/II Projects being Let w/in 90 days of the original plan?



Are OTIA I/II Projects being completed w/in 90 days of the original plan?



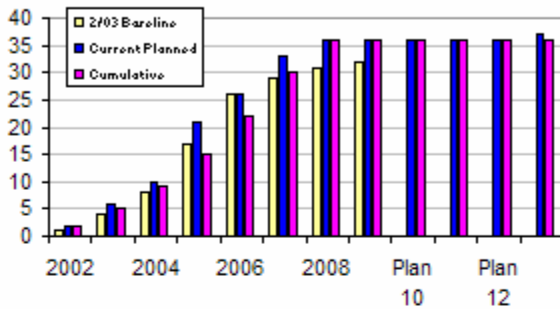
**OTIA III Steering Committee
Monthly Management Report**

Item: **OTIA III Regional Summaries as of 07/31/09**

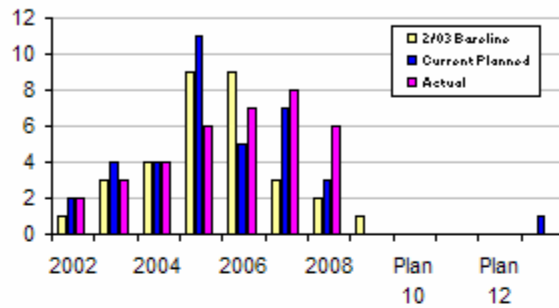
Staff Contact: Darcy French, OTIA III Administrative Manager

When will Region 1 OTIA III Projects be Open To Traffic?

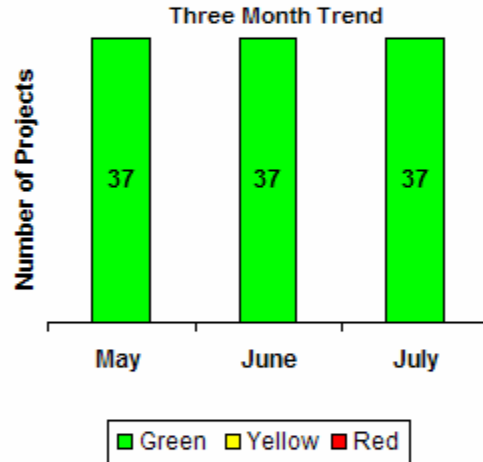
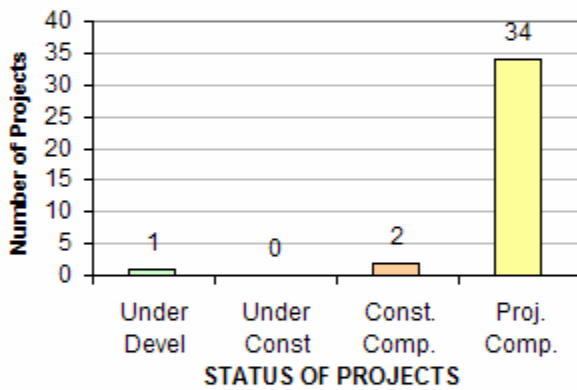
Cumulative:



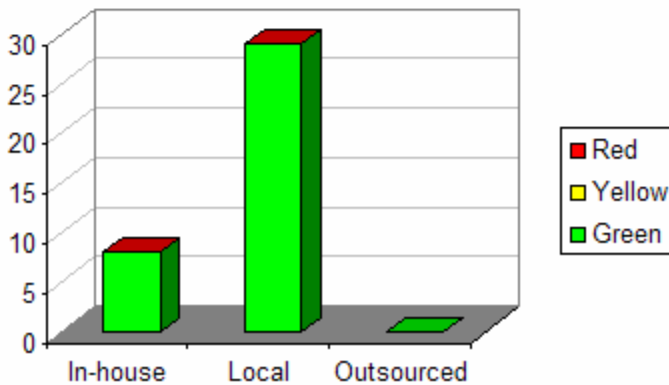
By Calendar Year Planned:



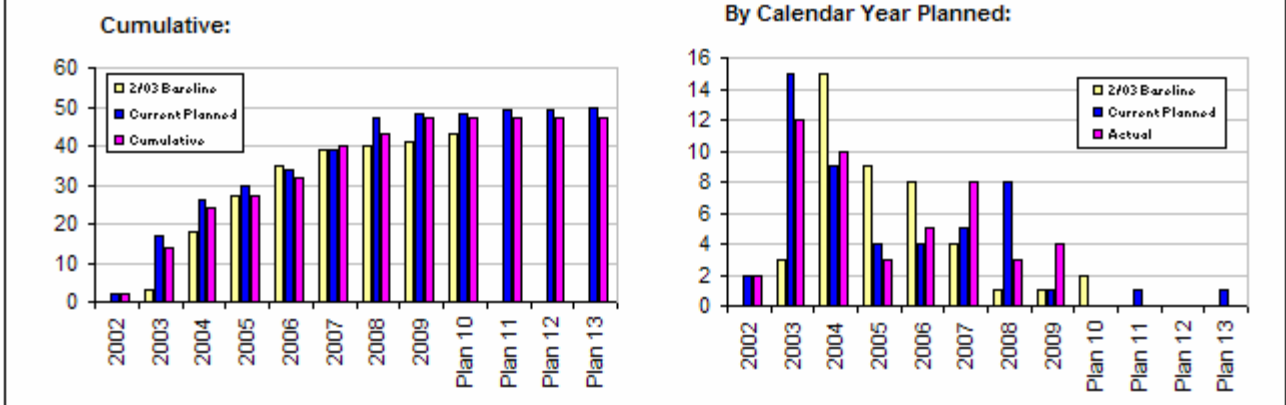
What is the Status of all Region 1 OTIA III Projects?



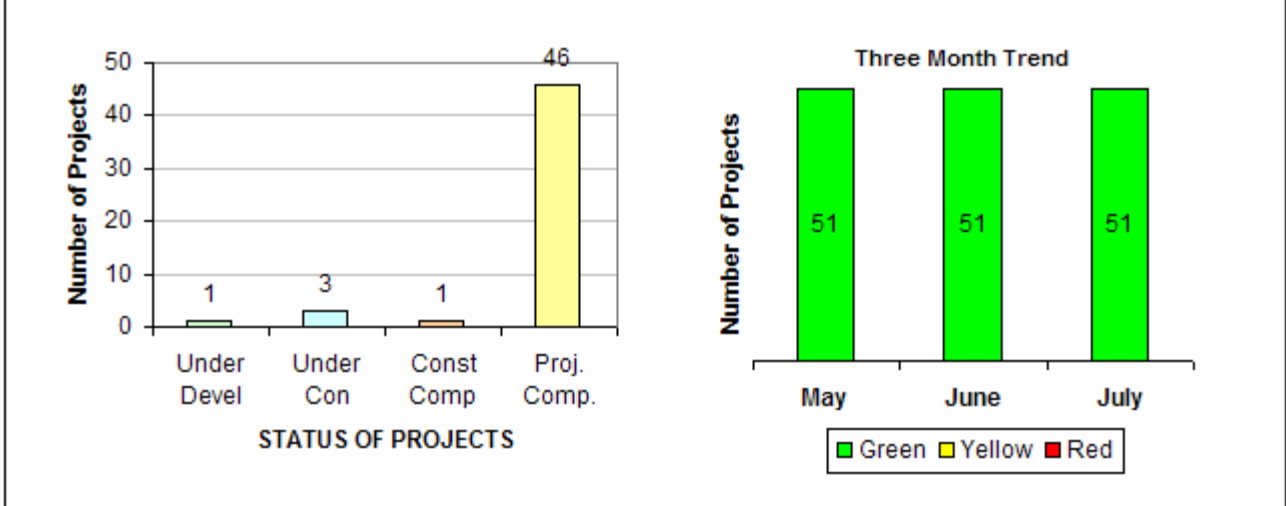
What is the Status of all Region 1 OTIA III Projects by Delivery Method?



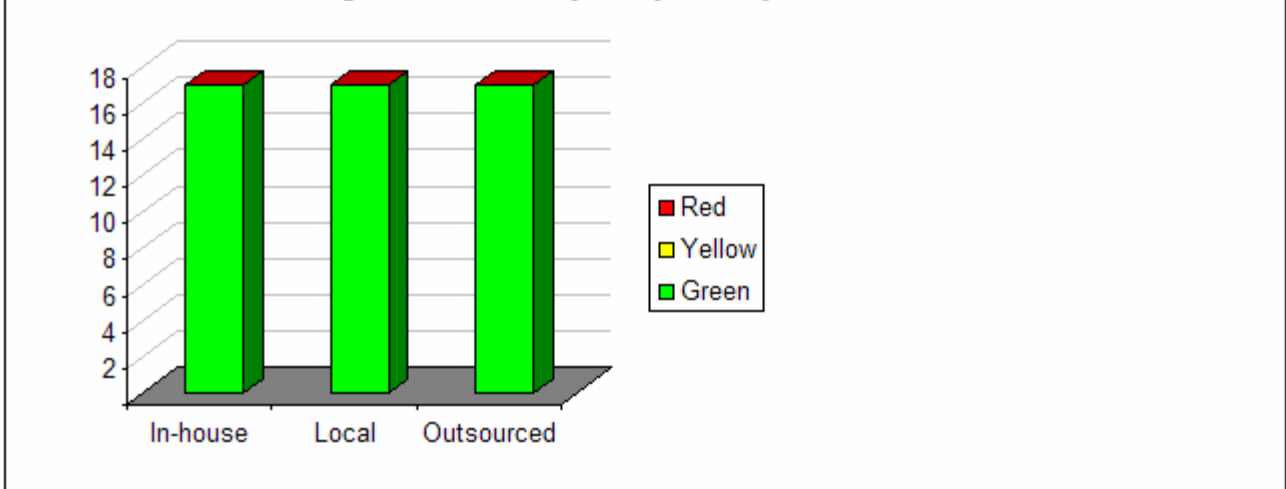
When will Region 2 OTIA I/II Projects be Open To Traffic?



What is the Status of all Region 2 OTIA I/II Projects?



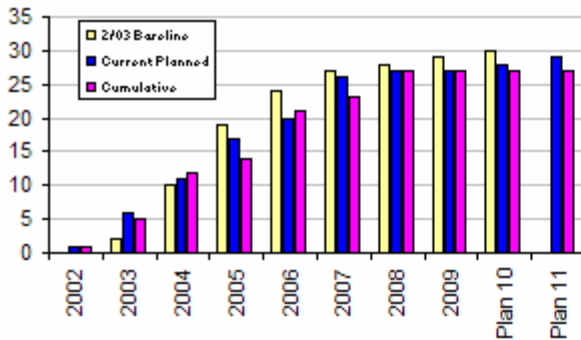
What is the Status of all Region 2 OTIA I/II Projects by Delivery Method?



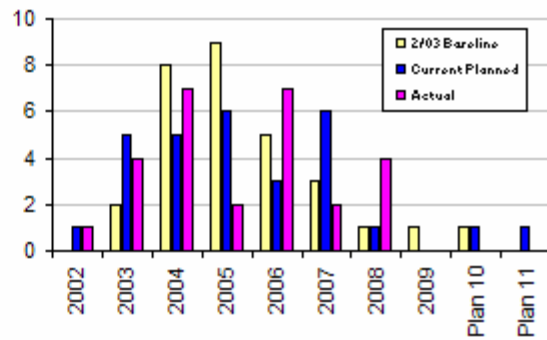
OTIA I/II Regional Summaries continued:

When will Region 3 OTIA I/II Projects be Open To Traffic?

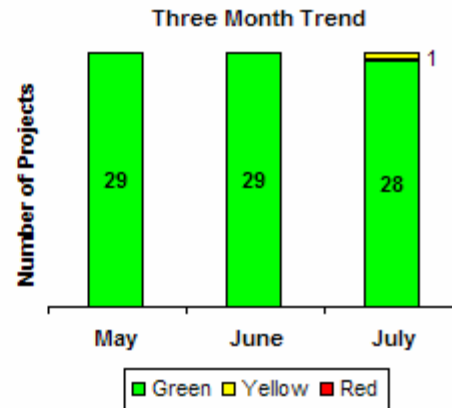
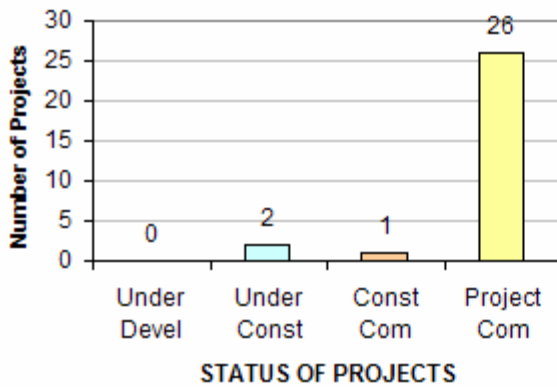
Cumulative:



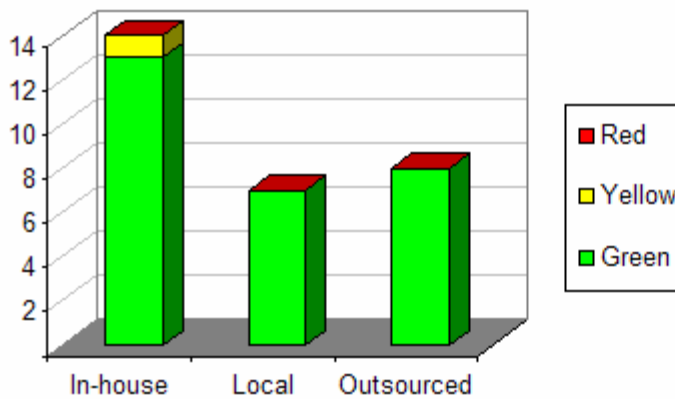
By Calendar Year Planned:



What is the Status of all Region 3 OTIA I/II Projects?

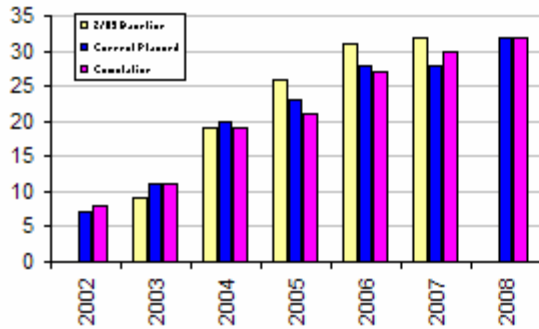


What is the Status of all Region 3 OTIA I/II Projects by Delivery Method?

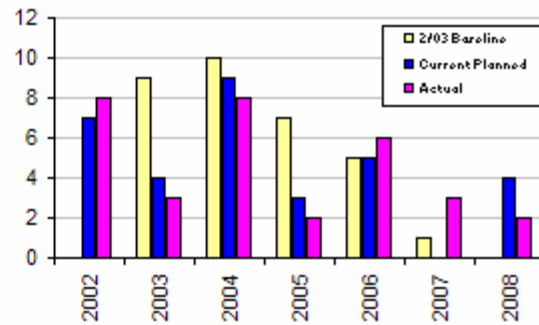


When will Region 4 OTIA I/II Projects be Open To Traffic?

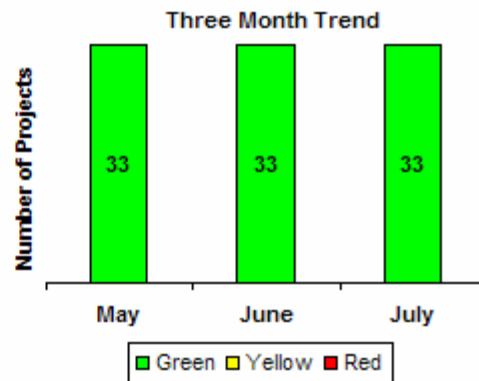
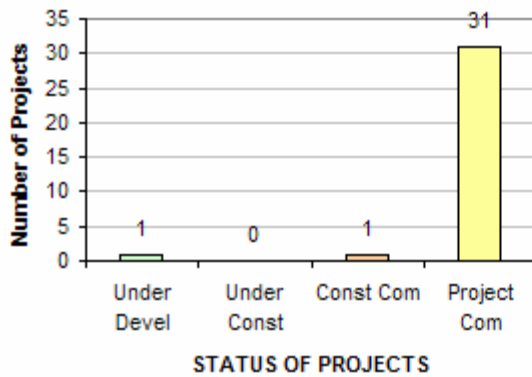
Cumulative:



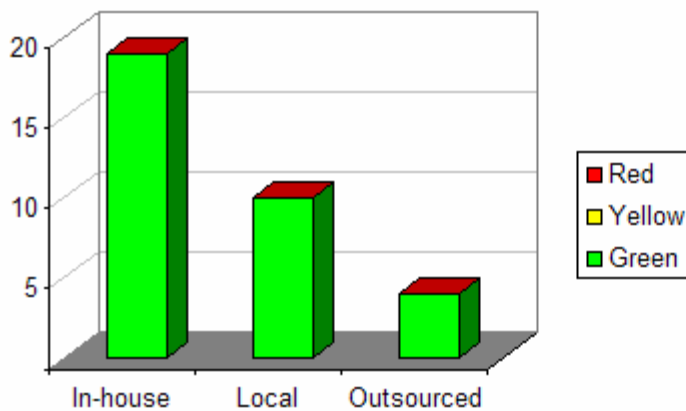
By Calendar Year Planned:



What is the Status of all Region 4 OTIA I/II Projects?



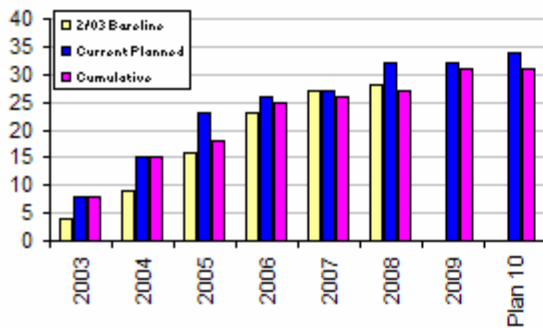
What is the Status of all Region 4 OTIA I/II Projects by Delivery Method?



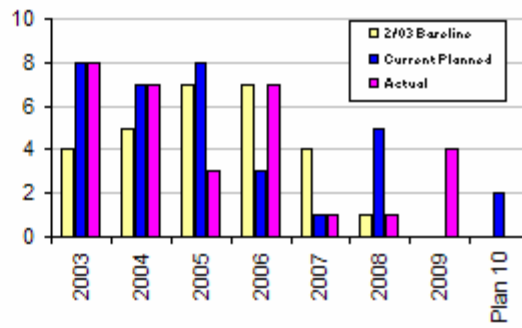
OTIA I/II Regional Summaries continued:

When will Region 5 OTIA I/II Projects be Open To Traffic?

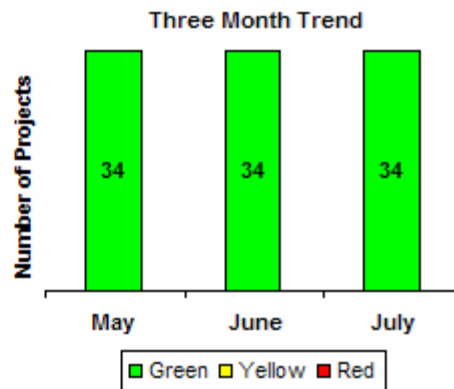
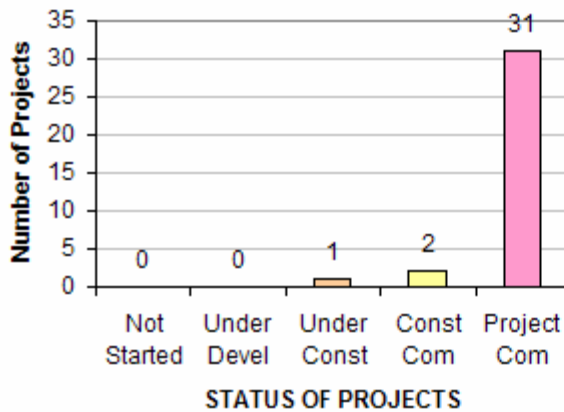
Cumulative:



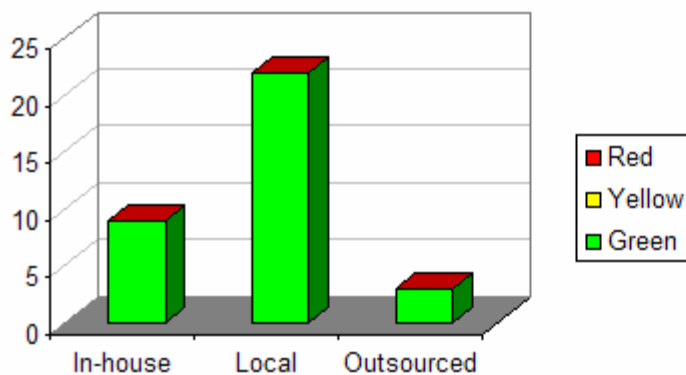
By Calendar Year Planned:



What is the Status of all Region 5 OTIA I/II Projects?



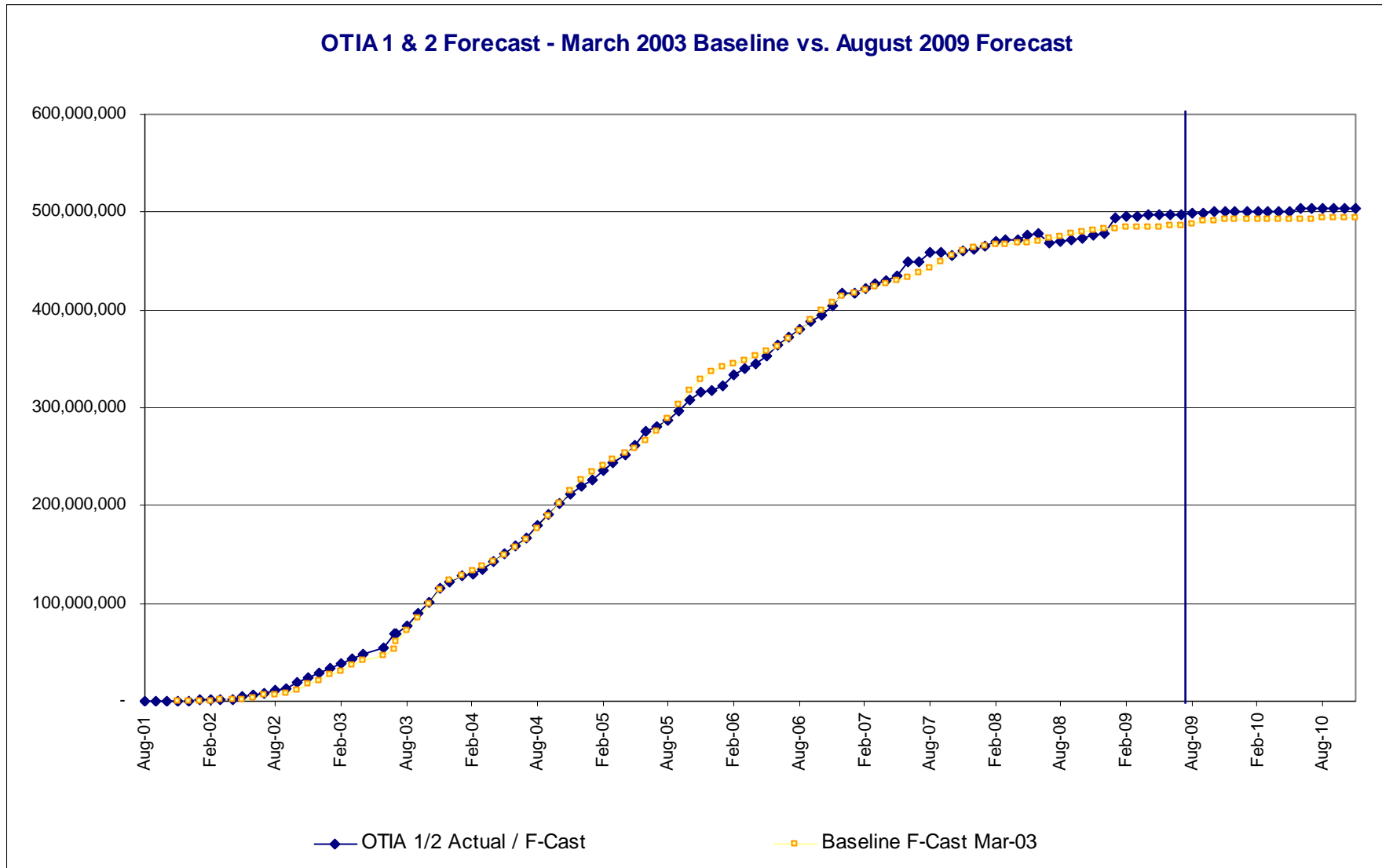
What is the Status of all Region 5 OTIA I/II Projects by Delivery Method?



Item: OTIA Monthly Financial Report
 Staff Contact: Bill Shirley, Highway Finance Office

As of 07/31/09	OTIA I & II	
Interest Earned & Administrative Costs		
Interest Earned		\$8,419,832.00
Scoping Costs	\$ 1,099,158	
Local Project Oversight	\$ 520,557	
Administrative Costs	\$ 3,659,494	
Total Interest Expenditures		\$5,279,209.00
Net Over/Under		\$3,140,623.00
Bond Revenues & Direct Project Costs		
Net Bond Proceeds excluding Interest Earned		\$502,876,056.00
Less: Bond Sale Expense		\$2,299,685.00
Net Revenues to the Fund excluding Interest Earned		\$500,576,371.00
<i>Other income (Reduction of Exp treated as Rev)</i>		\$267,013.00
PE	\$ 51,138,295	
R/W	\$ 41,984,398	
Construction Engineering	\$ 29,814,578	
Construction	\$ 366,956,268	
		\$489,893,539.00
Net Over/Under		\$10,949,845.00
Combined Net Over/Under		\$14,090,468.00
NOTE: Depreciation is excluded in the expenditures reported above.		
Prepared by William Shirley		
7/31/2009		

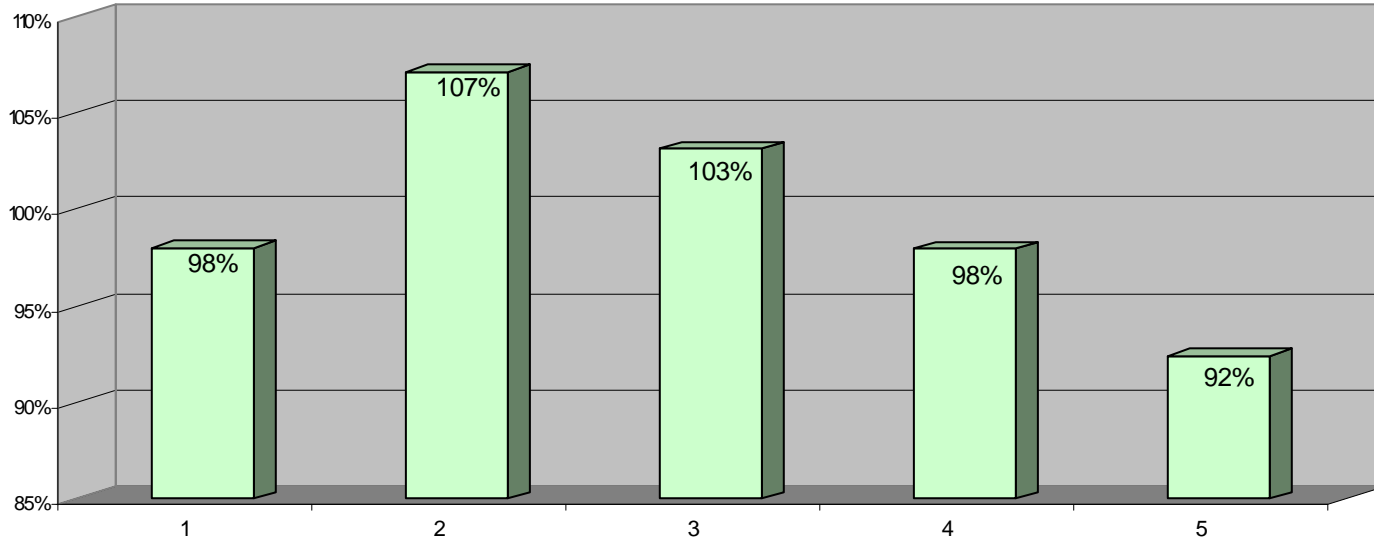
Item: OTIA I/II Projected Expenditures
 Update Date: 07/31/2009
 Staff Contact: Tessa Jantzi, Cash Flow Analyst



Item: OTIA I/II Regional Equity
Update Date: 07/31/09
Staff Contact: Darcy French, OTIA I/II Administrative Manager

Regional Equity

(Comparison of funds return and additional funds allocated)



* Chart reflects net change per region resulting from all project change requests involving fund movement (either increases or decreases to the original OTIA allocations.) Regions with percentages under 100% have returned more than they have taken out of the Central Fund Balance.

OTIA I/II Steering Committee
Monthly Management Report

Item: OTIA I/II Red Yellow Report
Update Date: 07/31/2009
Staff Contact: Darcy French, OTIA I/II Administrative Manager

August 2009 Red and Yellow OTIA I/II Projects

<i>Key Num</i>	<i>Area Manager</i>	<i>Delivery Method</i>	<i>Project Name</i>	<i>Comments:</i>	<i>Overall Status</i>	<i>Schedule Status</i>	<i>Budget Status</i>
Region 3							
10964	Anderson, Art	In House	I-5: SOUTH MEDFORD INTERCHANGE	08/2009 - Project over current authorization for R/W. More R/W expenditures expected. Right of Way Unit to provide new estimates.	Yellow	Green	Yellow
Count: 1							

OTIA I/II Steering Committee Monthly Program Report

Item: **Administrative Actions Summary**
Update Date: 07/31/09
Staff Contact: Darcy French, OTIA I/II Administrative Manager

AGENDA ITEM SUMMARY: There are often administrative actions taken by the Statewide Project Delivery Manager or the OTIA Administrative Manager on behalf of the OTIA Core Team (OCT) or OTIA Steering Group (OSG).

There were no administrative actions taken during the month of July 2009.