

OTIA III State Bridge Delivery Program Overview

March 2005

Summary of Stages 1-5 Progress

Stage	# of Bridges	Total Budget	Current Estimate	# Under Design	# Under Construction
1	22	\$60,729,600	\$59,800,430	0	21
2	102	\$500,207,600	\$462,979,933	29	6
3	103	\$481,884,800	\$480,752,345	23	20
4	77	\$193,948,400	\$230,675,000	3	0
5	42	\$106,800,600	\$141,674,000	5	0
Totals	346**	\$1,343,571,000	\$1,375,881,708	60	47

** There were originally 365 bridges, but 19 have been changed to no-work. These 15 projects are shown (but struck-out) on the following pages

Design Bundle Overview

Description	<u>No. Bundles</u>
Designs Underway or Complete	23
Design Bundles Assigned to Consultants	9
Remaining Bundles in 2005	10
Remaining Bundles in 2006	16
Remaining Bundles in 2007	9
	<hr/> 67

Construction Bundle Overview

Description	<u>No. Bundles</u>
Construction Complete or Let	15
Construction Lettings 2005	13
Construction Lettings 2006	14
Construction Lettings 2007	16
Construction Lettings 2008	13
Construction Lettings 2009	5
	<hr/>
	76

Additional Data Being Collected

- Baseline reports
- OSU study
- New inspection reports
- More experience



OSU Study: Objectives

- Provide better information to address public safety
- Determine latent capacity in beams
- Determine remaining lifespan
- Develop better management tools



Applying New Technology in Stages 2-5

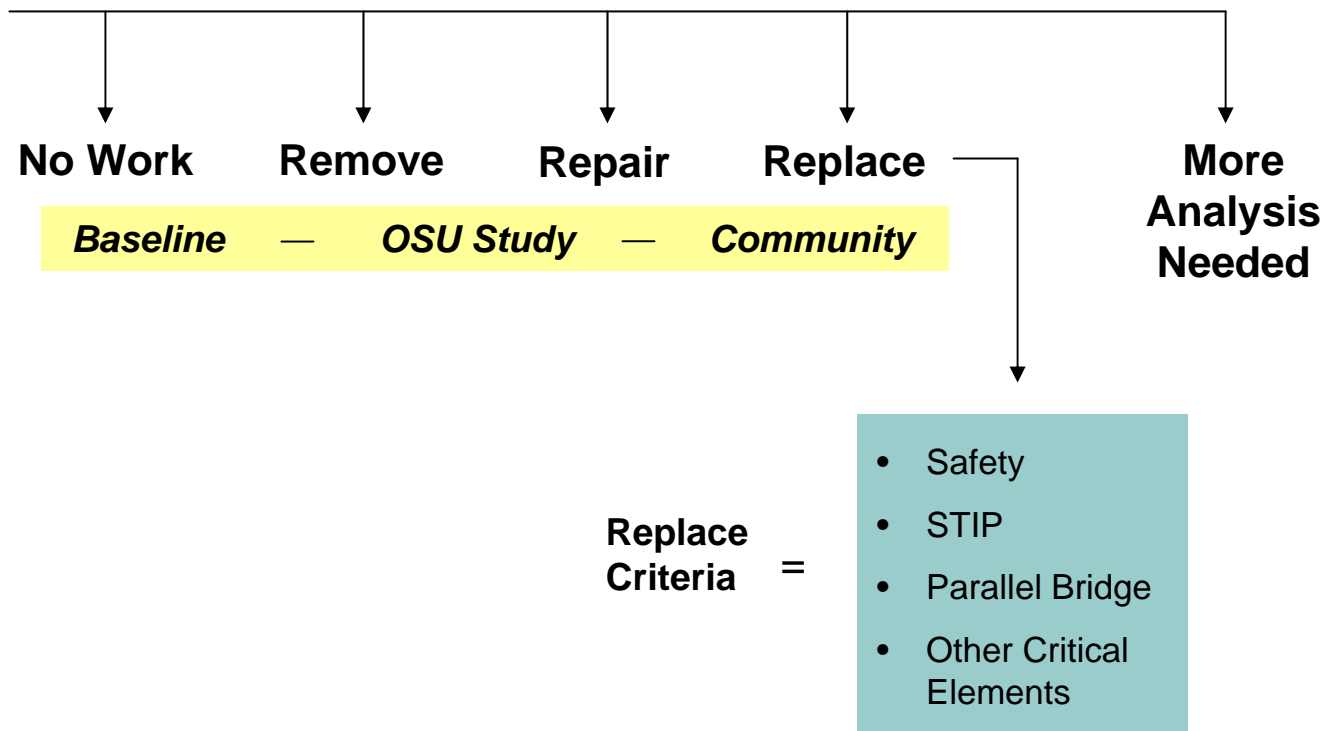
- Roughly half of the bridges in Stages 2-5 could change scope
- Updated data
 - Baseline reports
 - OSU study
 - Current inspection reports
- Additional considerations
 - Cost-effectiveness
 - Local expectations
 - Safety issues



Summary of Applying New Criteria

Design work can begin once documented finding approved by Bridge Oversight Committee

Stages 2-5



2005 Bridge Options Report Summary

- **Goals**
 - Keep momentum of the program moving while still utilizing the new technology
 - Securing routes for 20 years
 - Minimizing costs — open more routes
 - Satisfying the budget notes

- **Publish updated report in Spring 2005**

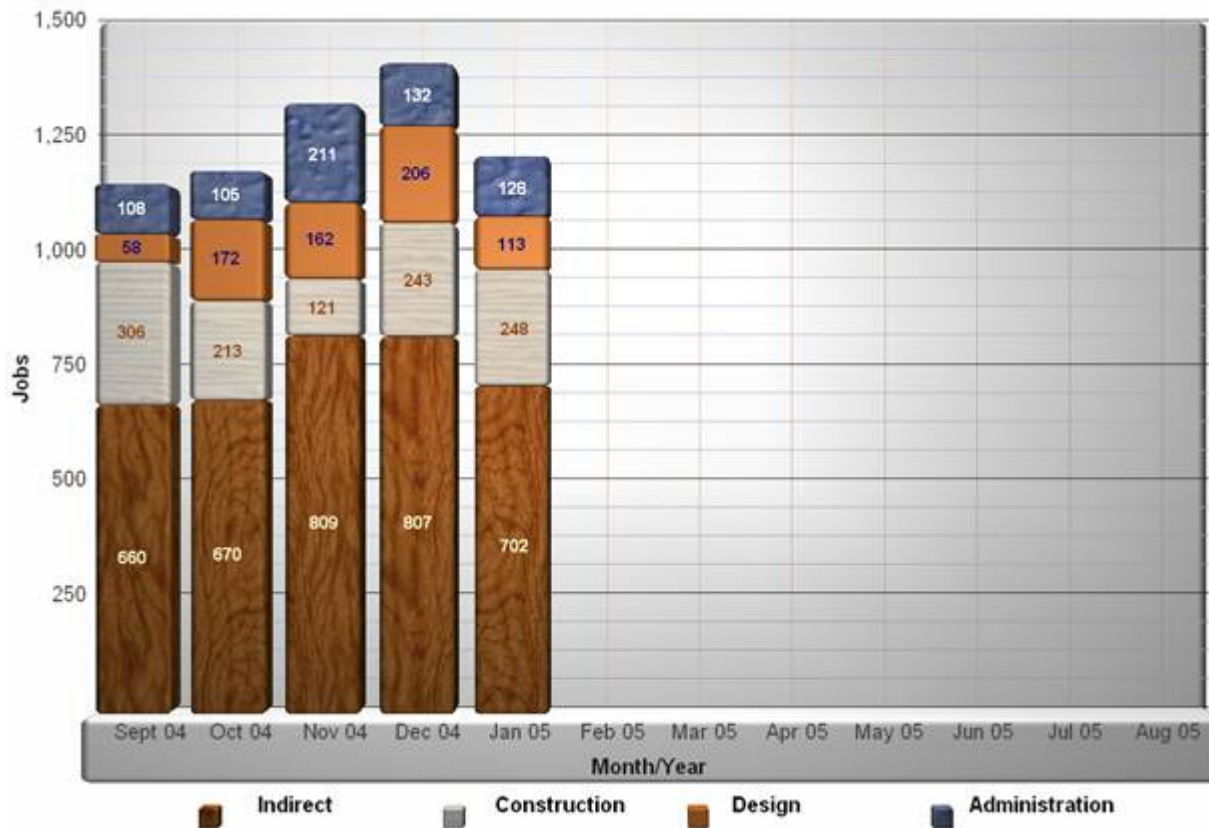
Meeting Program Goals and Expectations with: *Innovative Program Management and Context Sensitive and Sustainable Solutions*



- Stimulate Oregon's economy
- Employ efficient and cost effective delivery practices
- Maintain freight mobility/keep freight moving
- Build projects sensitive to their communities and landscape
- Capitalize on funding opportunities

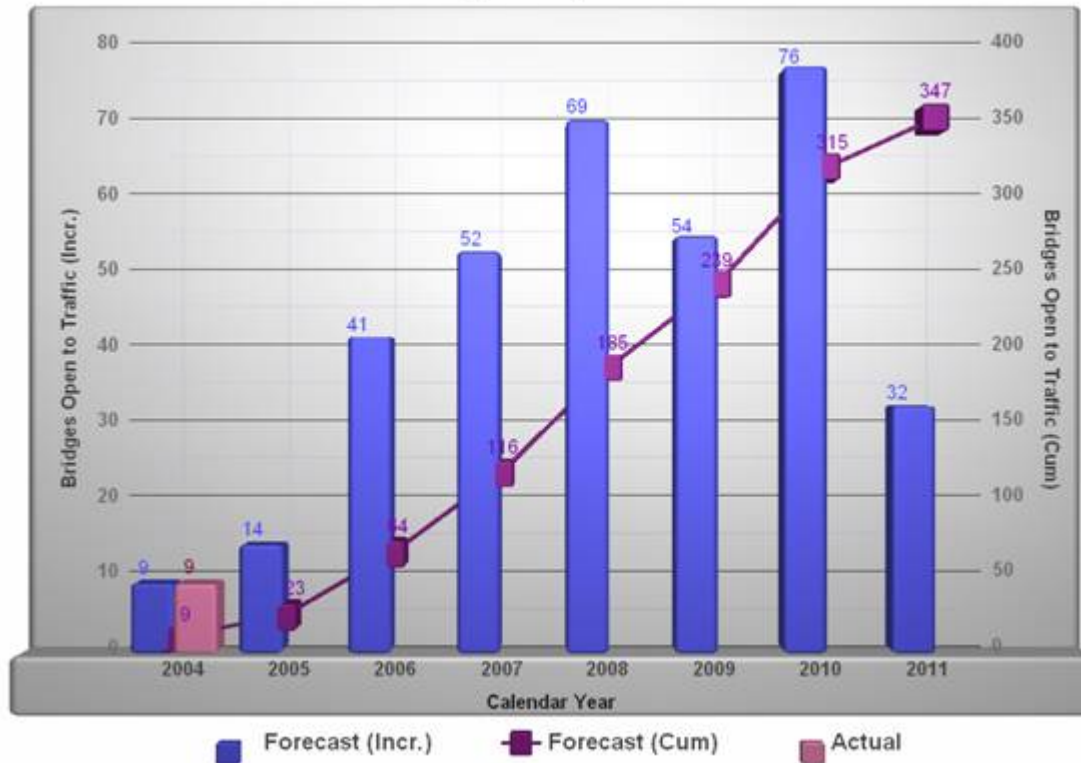
Stimulate Oregon's Economy

OTIA III Jobs by Category



Maintain Freight Mobility/Keep Traffic Moving

When will OTIA III Bridges be Open to Unrestricted Traffic?

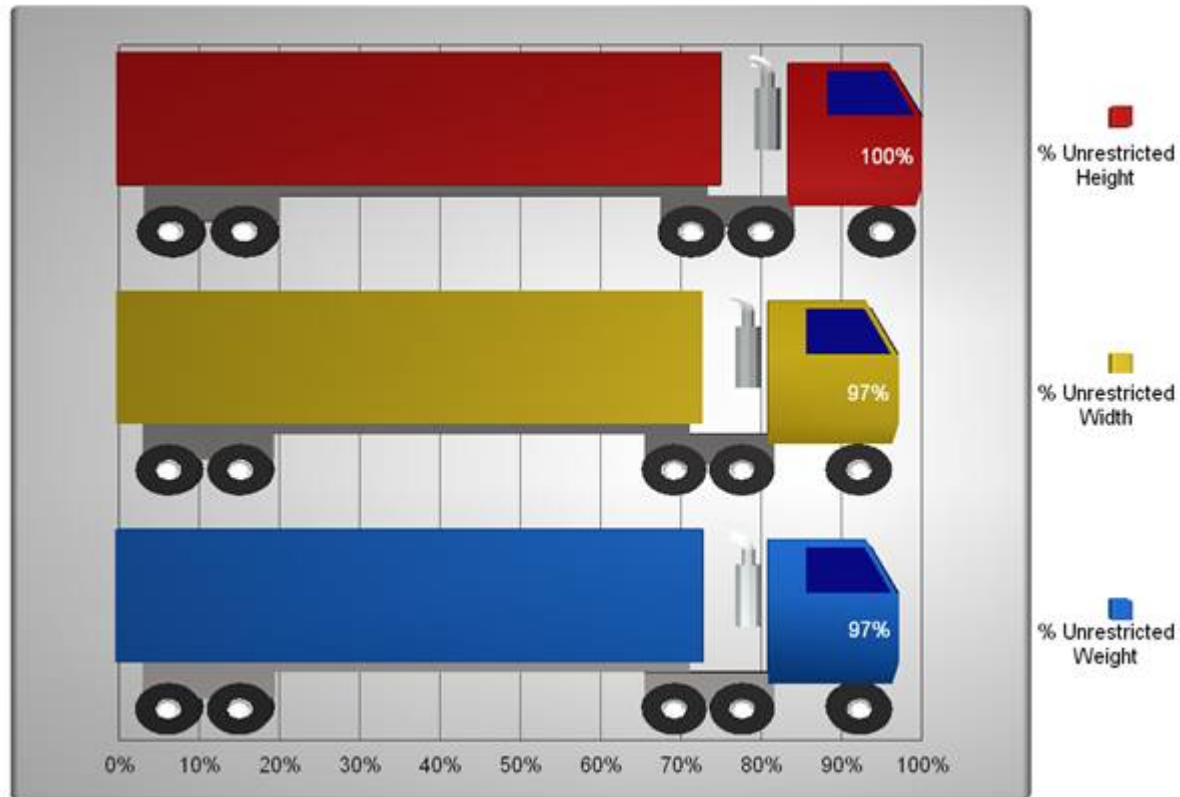


Notes:

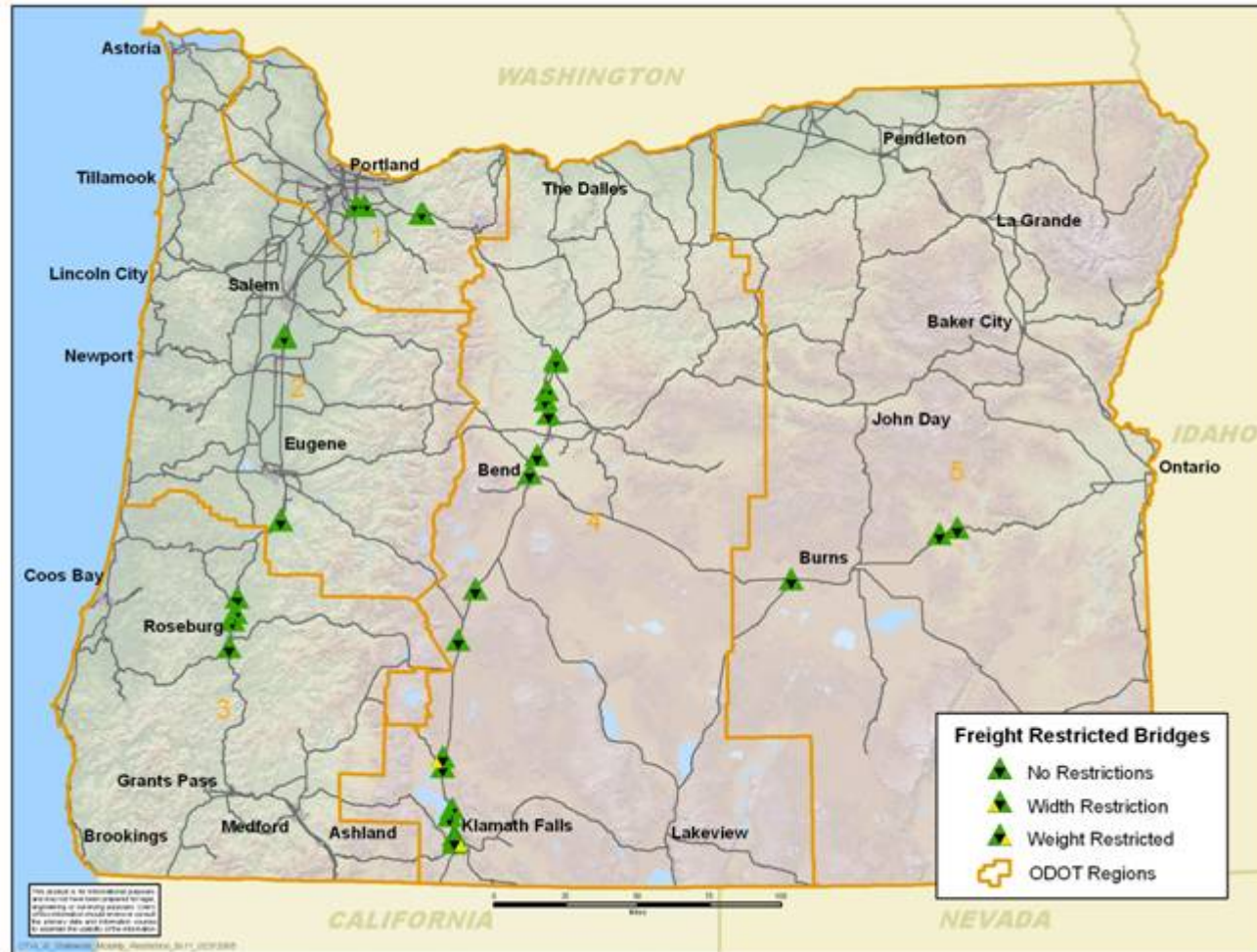
- 1) Includes Crossover Projects
- 2) Actuals per ODOT

Maintain Freight Mobility/Keep Traffic Moving

Unrestricted Mobility Measures



36 Bridge Sites



Build Projects Sensitive to their Communities and Landscape - Implementing CS³

Columbia River Gorge
National Scenic Area;
Developing Design
Guidelines

Involving People, Communities, and Stakeholders

January Public Outreach in the Gorge
General Public Meetings

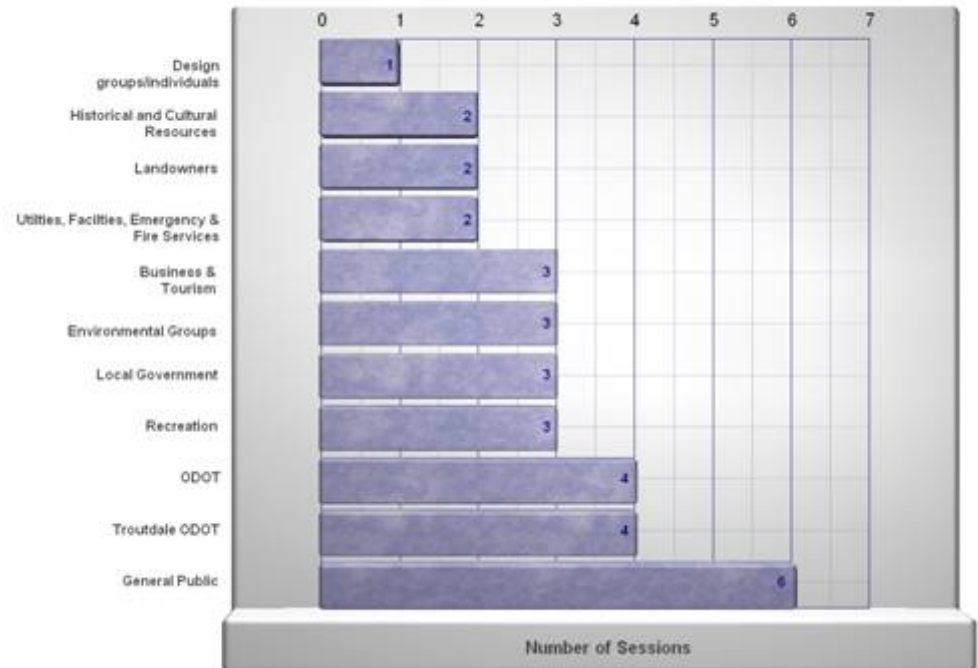
Number of Sessions 6
Total Attendance 150

Stakeholder Meetings

Number of Sessions 27
Total Attendance 250

General Public Session = 2 hours
Stakeholder Session = 1.5 hours

January 2005 Public Outreach Sessions by Stakeholder Type
(including General Public)



Capitalize on Funding Opportunities

Innovative Funding Opportunities
Cumulative Results

