
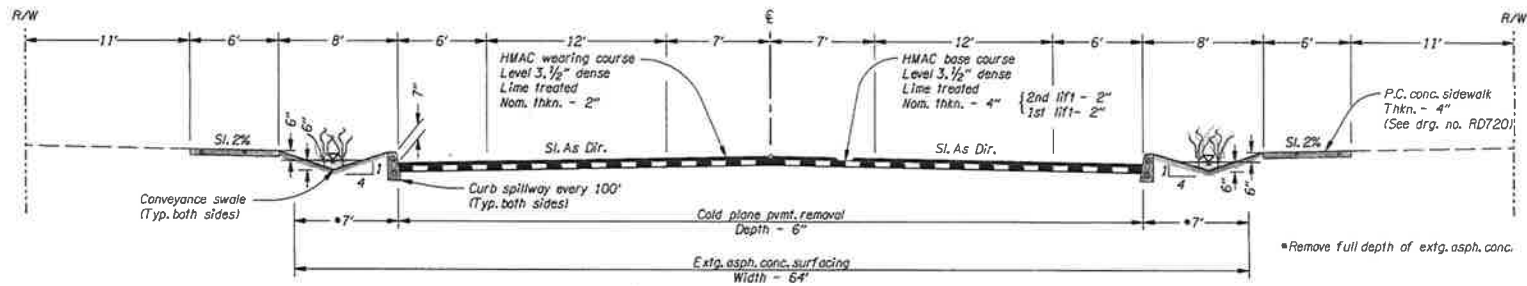


OPTION 1

STA. 11605+00 To STA. 11626+00




<b>kptf</b> Consulting Engineers <small>2000 NE Oregon Street, Suite 200          Corvallis, Oregon 97331          Phone: 541-325-1234 Fax: 541-325-1234</small>	
<b>US97: OR31 HWY JCT - SCL CRESCENT</b> THE DALLES-CALIFORNIA DESCHUTES & KLAMATH COUNTIES	
Design Team Leader - T. SHELL Designed By - F. MADDOX / M. BEYER Drafted By - B. CADOU	
<b>TYPICAL SECTIONS</b> <b>MP 185.10 TO 186.85</b>	SHEET NO. <b>1</b>

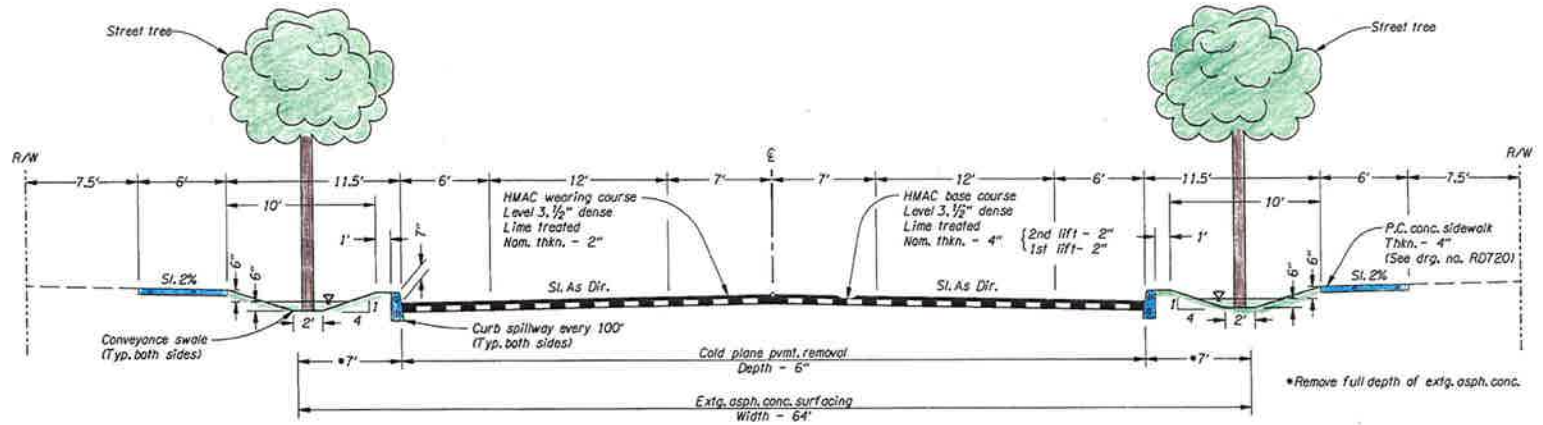


OPTION 2

STA. 11605+00 To STA. 11626+00

<b>OREGON DEPARTMENT OF TRANSPORTATION</b>	
<b>KPMI</b> Consulting Engineers <small>Professional Engineers and Surveyors          1000 NE Oregon Street, Suite 200          Portland, Oregon 97232-3100          Phone: 503.253.1100 Fax: 503.253.1101</small>	
<b>US97: OR31 HWY JCT - SCL CRESCENT</b> THE DALLES-CALIFORNIA DESCHUTES & KLAMATH COUNTIES	
Design Team Leader - T. SHELL Designed By - F. MADDOX / M. BEYER Drafted By - R. CADUA	
<b>TYPICAL SECTIONS</b> <b>MP 185.10 TO 185.66</b>	SHEET NO. <b>2</b>





OPTION 3


STA. 11605+00 To STA. 11626+00

**OREGON DEPARTMENT OF TRANSPORTATION**

**kdff** Consulting Engineers  
 1511 NE Oregon Street  
 Portland, Oregon 97232  
 Phone: 503.241.1111  
 Fax: 503.241.1112  
 www.kdff.com

**US97 OR31 HWY JCT - SCL CRESCENT**  
 THE DALLES-CALIFORNIA  
 DESCHUTES & KLAMATH COUNTIES

Design Team Leader - T. SHELL  
 Designed By - F. MADDOCK / W. BEYER  
 Drafted By - R. CADUA



**TYPICAL SECTIONS**  
**MP 185.10 TO 185.65**

SHEET NO.  
**3**