

Chapter 7 School Area Signs

7B.03 Position of Signs

School Boy Sammie (OW902) may be used in advance of a marked school crosswalk. It shall only be used in conjunction with a Student Patrol that has been established by the Pupil Transportation Services of the Department of Education and shall only be in place during the actual hours of school crossing.

The School Boy Sammie may only be used following a permanently mounted School Advance Crossing Assembly and shall not be placed within the roadway.

Minimum Size 18" x 46"

7B.07 Sign Color for School Warning Signs

Fluorescent yellow-green sign sheeting may be substituted for yellow sheeting on any school-related sign.

On the State Highway System, all new school-related warning signs shall be fluorescent yellow-green sheeting. The use of yellow and yellow-green sheeting shall not be mixed on any single approach when signing a school zone.

7B.08 School Advance Warning Assembly (S1-1 with Supplemental Plaque)

When the XXX FT riders are used under the School Advance Warning sign, the XXX feet should be the distance from the sign to the actual crossing. If there is no actual crossing, the distance should be from the sign to the nearest school property line.

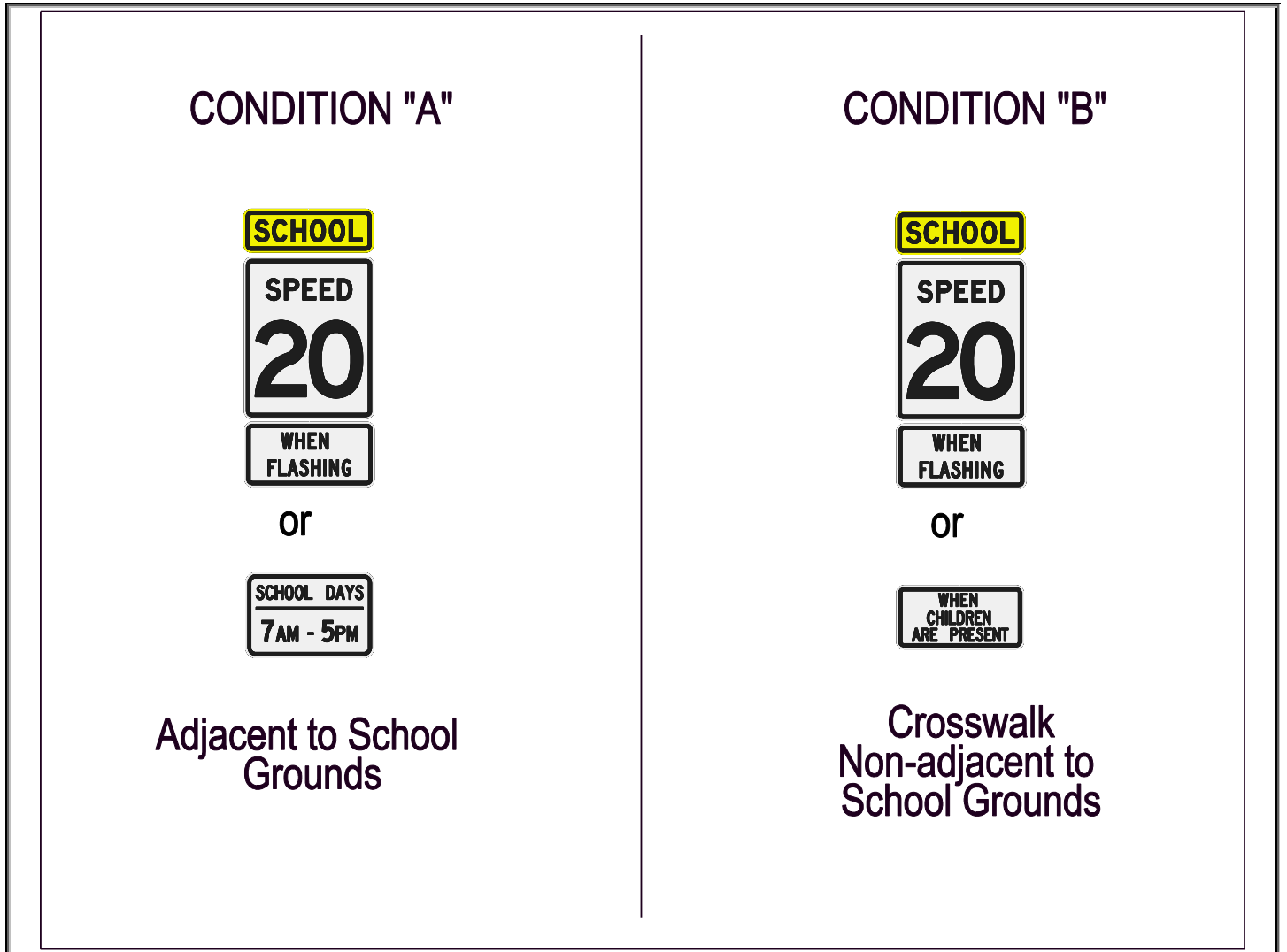
On the State Highway System, the AHEAD (W16-9p) rider should be used rather than the XXX FT sign.

7B.09 School Crosswalk Warning Assembly (S1-1 with Diagonal Arrow)

As a supplement to the ground-mounted School Crosswalk Warning Assembly (S1-1 with Diagonal Arrow), a School Advance Warning (S1-1) sign may be mounted overhead in combination with a flashing beacon (see illustration). The overhead sign should be located at the crosswalk facing both directions of traffic. When used overhead, the minimum size shall be 48" x 48" for speeds posted at 45 MPH or higher. When used overhead for speeds posted less than 45 MPH, the minimum size shall be 36" x 36". When used overhead in an interior illuminated cabinet the minimum size shall be 36" x 36" in rural areas and 30" x 30" in urban areas. Do not use continuously flashing (24 hrs/day) beacons in a school zone with other flashing beacons operated at periodic times of day (i.e. with SCHOOL/SPEED 20/WHEN FLASHING or SCHOOL/FINES HIGHER/WHEN FLASHING sign assemblies).

7B.11 School Speed Limit Assembly (S4-1,S4-2,S4-3,S4-4,S4-6,S5-1)

When a 20-mph school speed zone is established in accordance with ORS 811.111, the School Speed Assembly shall be used. **Oregon Revised Statutes specify two conditions under which different supplemental plaques may be used on the School Speed Assembly as shown below.**



A 36" School Speed Limit assembly shall be used on all 4-lane highways and rural highways. A 24" assembly may be used on urban 2-lane streets.

FINES HIGHER (R2-6) sign assemblies may be posted only as part of a sign assembly in school zones where WHEN FLASHING or WHEN CHILDREN ARE PRESENT supplemental plaques are also used. Refer to School Signing drawings on pages 7-9 through 7-11 for appropriate use and related requirements. Requests and funding for sign installations shall be through the school district.

7B.12 Reduced Speed School Zone Ahead Sign (S4-5,S4-5a)

In areas where the posted speed is 40 mph or higher, a REDUCED SPEED SCHOOL ZONE AHEAD (S4-5) sign may be used. If used, this sign should be placed 150 to 250 feet prior to the School Advance (S1-1) sign.

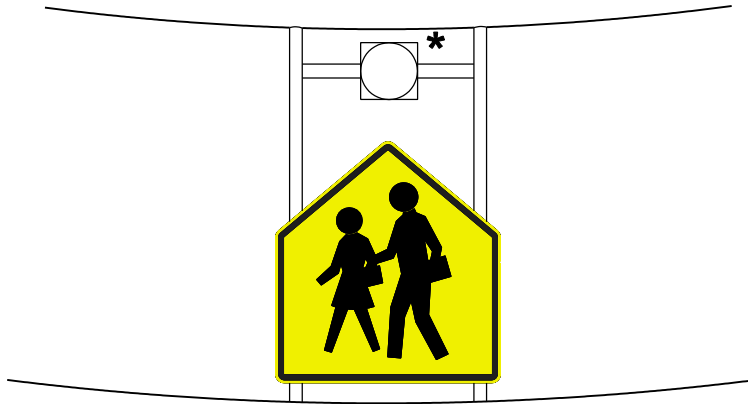
General Information

No signs, delineators, pop-up devices, or any other permanent or temporary device shall be placed in the roadway in or around a school zone.

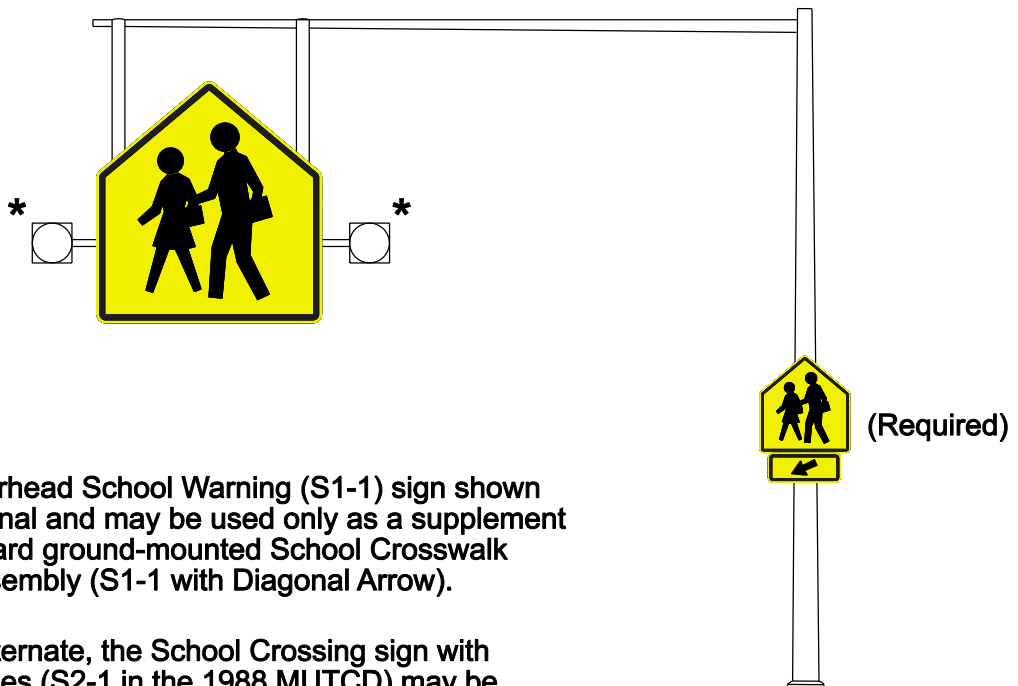
For recommendations and guidance on the appropriate use and locations of signs in school zones, use the ODOT Traffic Engineering and Operations Section publication "A Guide to School Area Safety" with the layouts provided on sheets 7-4 through 7-16.

SCHOOL SIGNING

OVERHEAD SCHOOL WARNING SIGN (Optional)



* Continuously flashing (24 hrs/day) overhead beacons, as shown here, shall not be used in school zones with WHEN FLASHING sign assemblies.



Note: The overhead School Warning (S1-1) sign shown here is optional and may be used only as a supplement to the standard ground-mounted School Crosswalk Warning Assembly (S1-1 with Diagonal Arrow).

Note: As an alternate, the School Crossing sign with crosswalk lines (S2-1 in the 1988 MUTCD) may be used overhead in lieu of the School Warning sign shown.

SIGNSTDP.F15

OREGON DEPARTMENT OF TRANSPORTATION

Approved By: S.T.E.

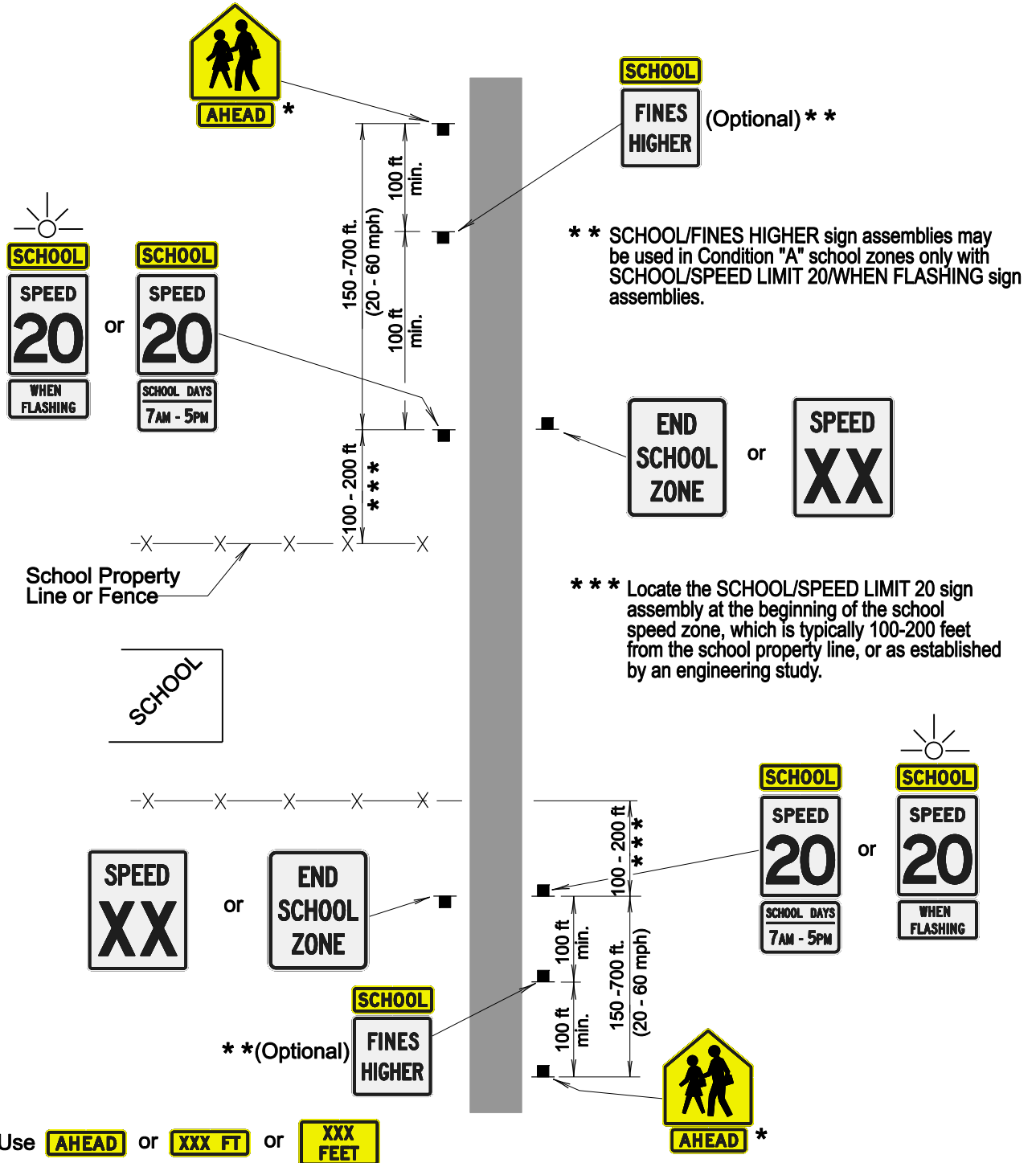
Date: 5/04

Publication Date: 6/04

SCHOOL SIGNING

Condition "A" without School Crosswalk

- Adjacent to School Grounds



SIGNSTDP.F15

OREGON DEPARTMENT OF TRANSPORTATION

Approved By: S.T.E.

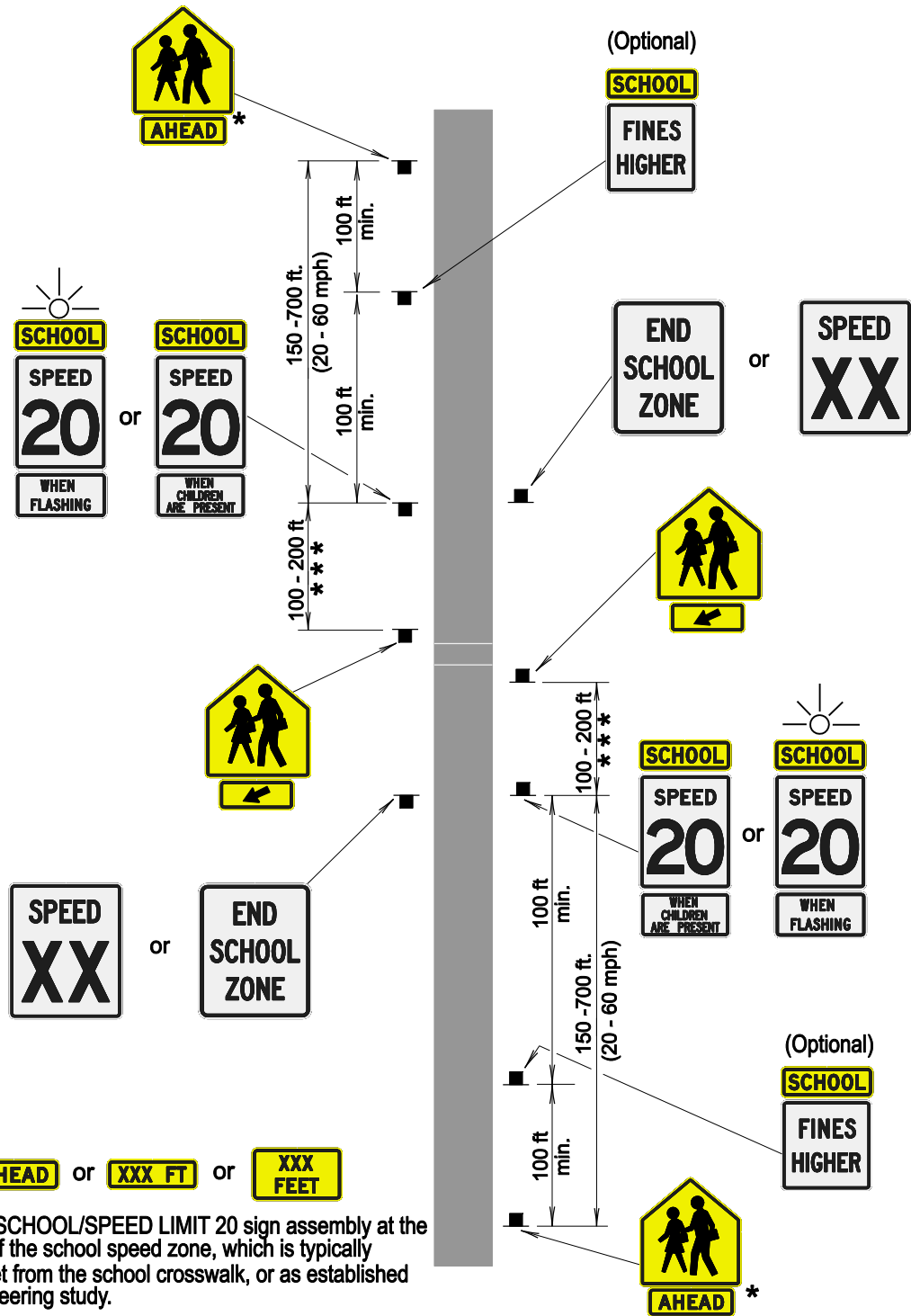
Date: 5/04

Publication Date: 4/06

SCHOOL SIGNING

Condition "B"

School Crosswalk Not Adjacent To School Grounds



* Use **AHEAD** or **XXX FT** or **XXX FEET**

*** Locate the SCHOOL/SPEED LIMIT 20 sign assembly at the beginning of the school speed zone, which is typically 100-200 feet from the school crosswalk, or as established by an engineering study.

SIGNSTDP.F15

OREGON DEPARTMENT OF TRANSPORTATION

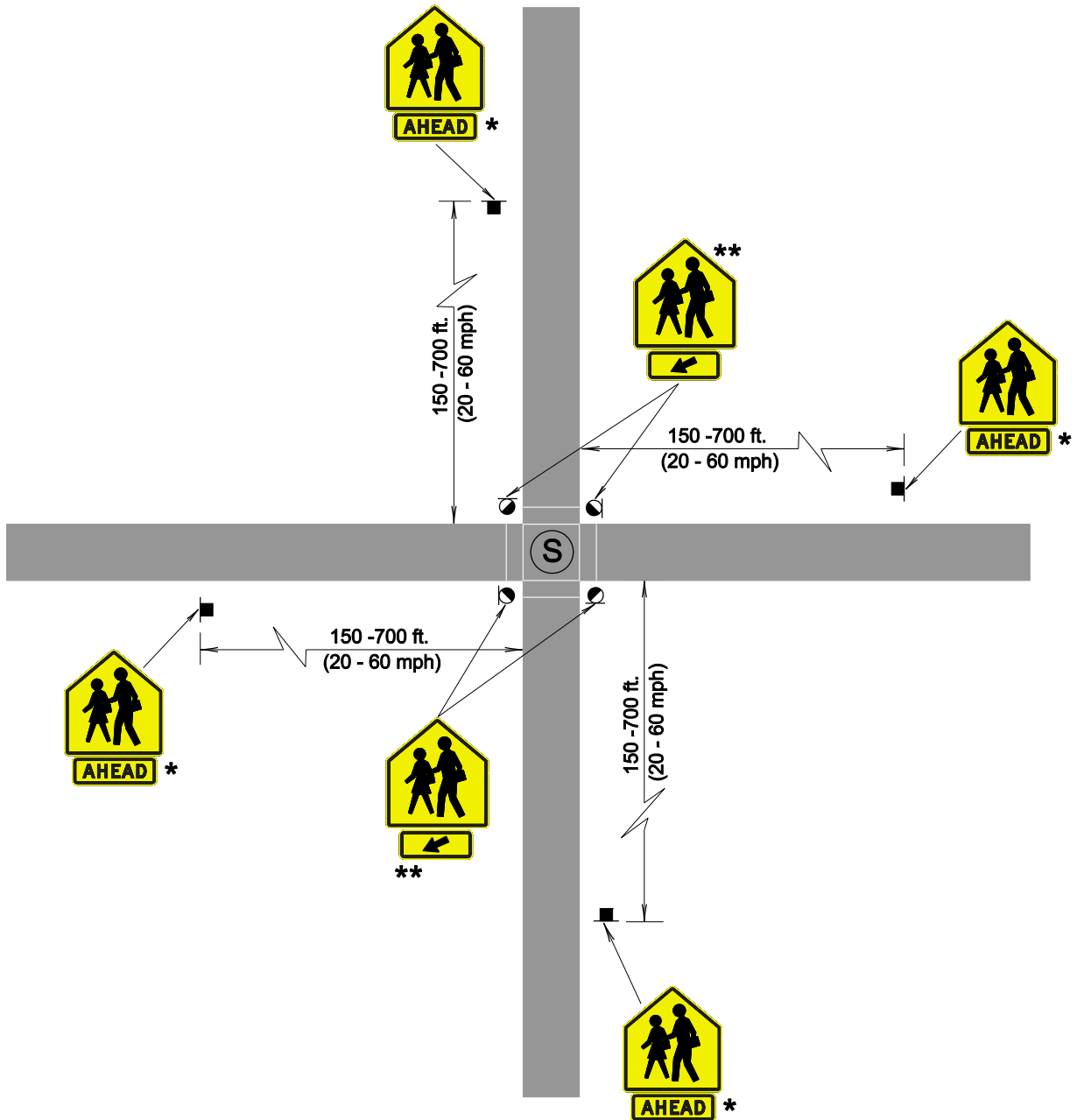
Approved By: S.T.E.

Date: 5/04

Publication Date: 4/06

SCHOOL SIGNING

SCHOOL CROSSWALK AWAY FROM SCHOOL AT SIGNALIZED INTERSECTION



SIGNSTDPG.F15

* Use **AHEAD** or **XXX FT** or **XXX FEET**

** Use only if Engineering Study determines need for signs

OREGON DEPARTMENT OF TRANSPORTATION

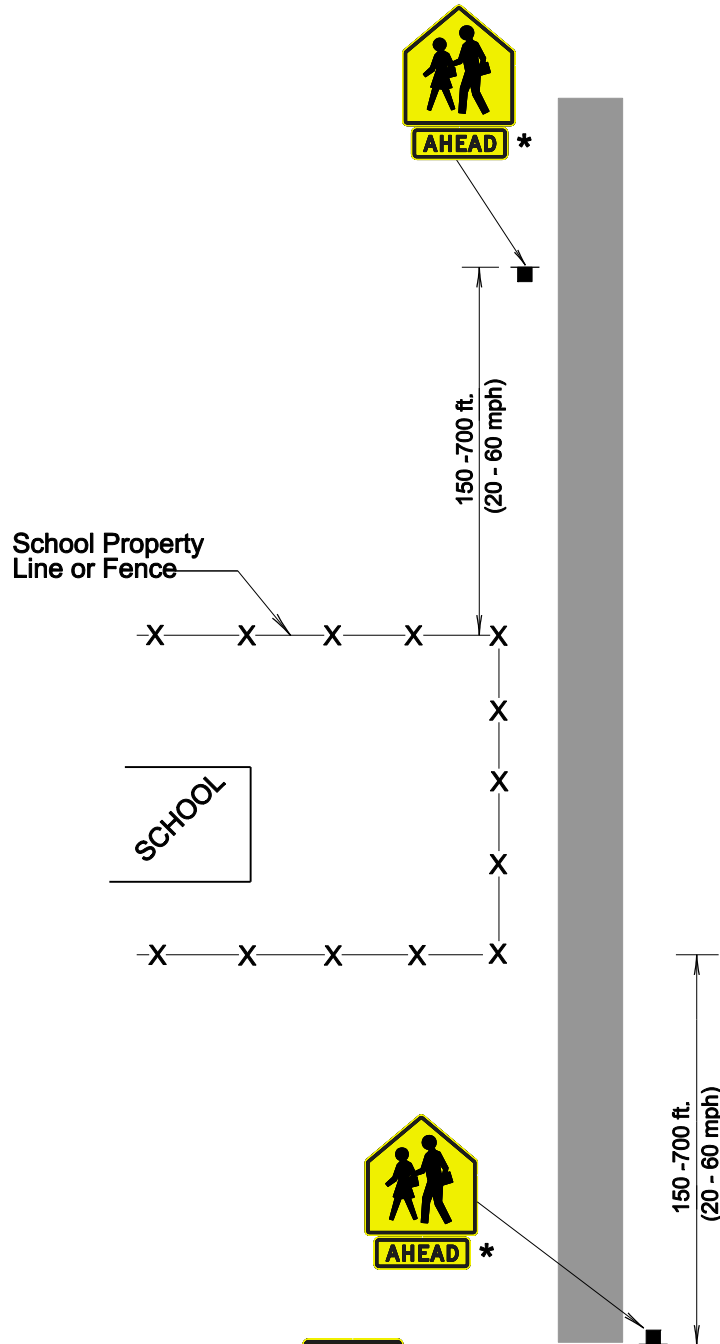
Approved By: S.T.E.

Date: 7/99

Publication Date: 1/03

SCHOOL SIGNING

SCHOOL BUILDING AWAY FROM HIGHWAY OR SCHOOL GROUNDS FENCED (Optional)



SIGNSTDP.F15

* Use **AHEAD** or **XXX FT** or **XXX FEET**

OREGON DEPARTMENT OF TRANSPORTATION

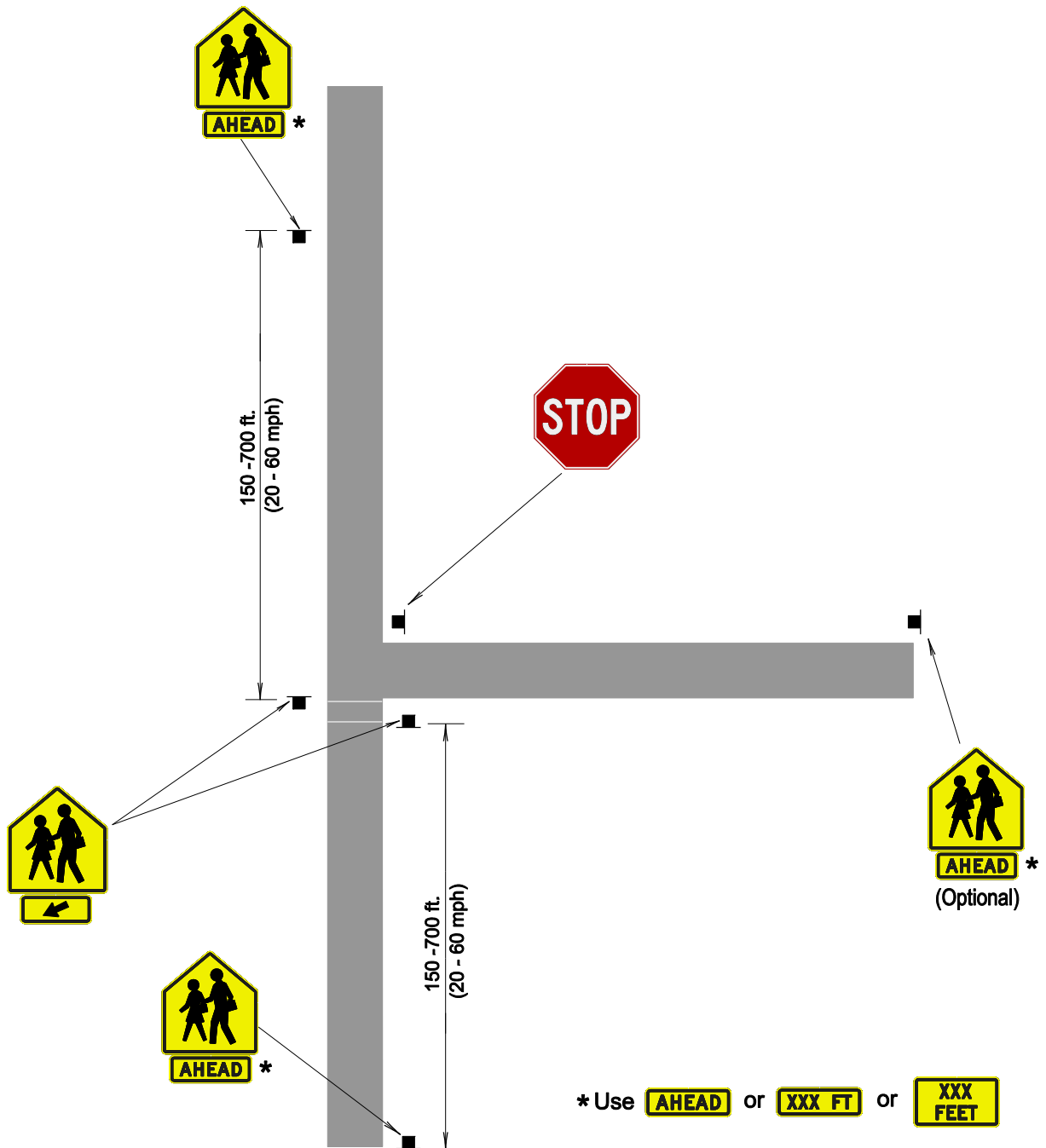
Approved By: S.T.E.

Date: 5/04

Publication Date: 6/04

SCHOOL SIGNING

SCHOOL CROSSWALK AWAY FROM SCHOOL (Optional)



** For further guidance and recommendations on the location and use of School Advance Warning Assemblies and School Speed Limit Assemblies, consult ODOT Traffic Engineering and Operations Section publication "A Guide to School Area Safety".

OREGON DEPARTMENT OF TRANSPORTATION


Approved By: S.T.E.

Date: 3/06

Publication Date: 4/06

**NOT FOR USE ON
STATE HIGHWAY**

Sign No. OS3-2



Sign Background: Yellow or Fluorescent Yellow-Green
Retroreflective sheeting

Sign Legend: Black, Non-reflective

SIGN	DIMENSIONS (INCHES)						
	A	B	C	D	E	F	G
MIN.	30	1/2	3/4	4C	4C	2 1/2	1 7/8
STD.	36	5/8	7/8	5C	5C	3	2 1/4
SPEC.	48	3/4	1 1/4	7C	7C	4	3

The SCHOOL BUS TURN AROUND sign may be used to warn motorists that school buses may be turning around and re-entering the roadway.

For state highways use MUTCD sign S3-2.

OREGON DEPARTMENT OF TRANSPORTATION

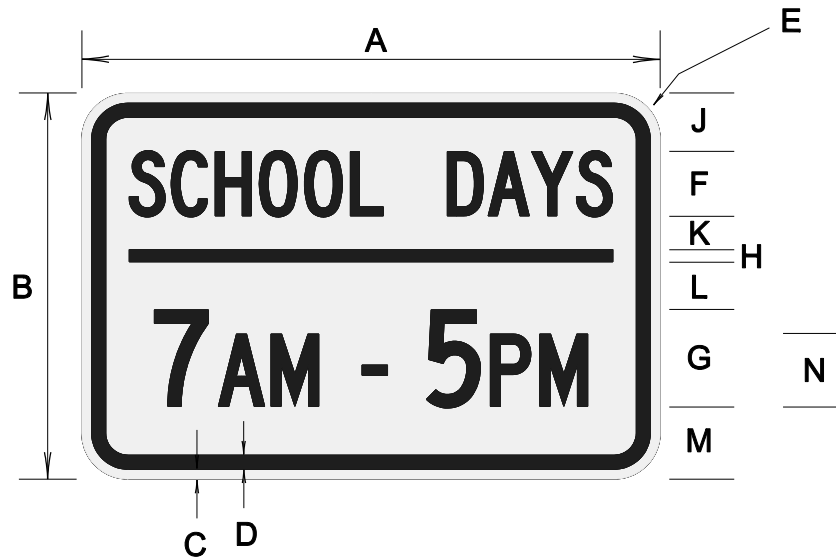
Approved By: S.T.E.

Date: 1/00

Publication Date: 12/11

SIGNSTDPG.F15

Sign No. OS4-8



Sign Background: White, Retroreflective sheeting

Sign Legend: Black, Non-reflective

SIGN	DIMENSIONS (INCHES)												
	A	B	C	D	E	F	G	H	J	K	L	M	N
MIN.	24	18	3/8	5/8	1 1/2	2 1/2C	4C	1/2	3	2	2 1/2	3 1/2	3C
STD.	36	24	5/8	7/8	2 1/4	4C	6C	3/4	3 5/8	2 1/8	3	4 1/2	4 1/2C
SPEC.	48	30	3/4	1 1/4	3	5C	8C	1	4 1/2	2 1/2	3 1/2	5 1/2	6C

SIGNSTDP.F15

The SCHOOL DAYS with Time of Day sign may be posted as part of a School Speed Assembly (with SCHOOL + SPEED [LIMIT] 20 signs) in specific school zones in accordance with ORS 811.111. The use of the SCHOOL DAYS with Time of Day sign is limited to school zones on highways adjacent to school grounds (see Condition "A" on page 7-2).

The School Speed Assembly shall be located at the beginning of the designated school speed zone, based on an engineering investigation and according to the layouts shown on pages 7-9 through 7-11.

The Special size sign shall be used only with Region Traffic Manager approval.

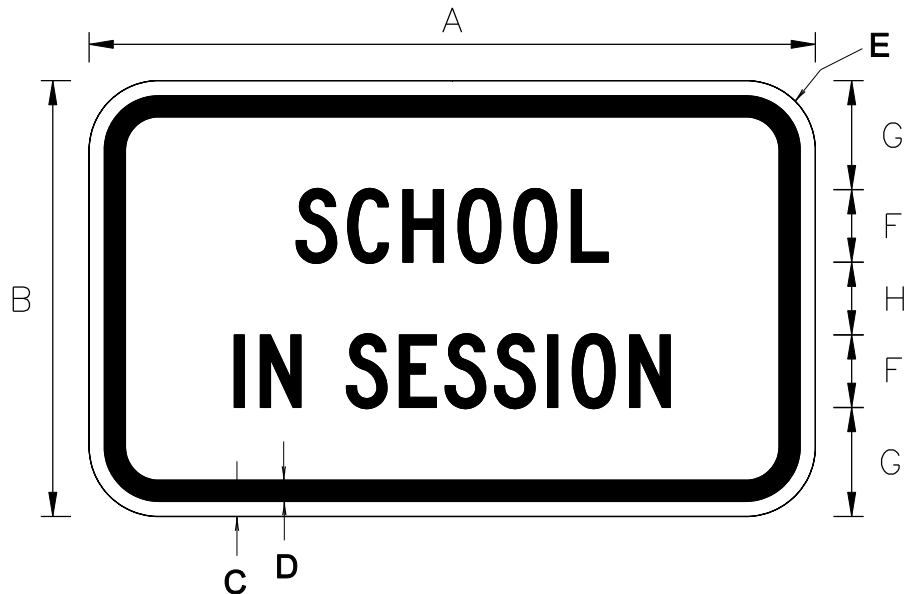
OREGON DEPARTMENT OF TRANSPORTATION

Approved By: S.T.E.

Date: 5/04

Publication Date: 4/06

Sign No. OS4-9



Sign Background: White, Retroreflective sheeting

Sign Legend: Black, Non-reflective

SIGNSTDP.F15

SIGN	DIMENSIONS (INCHES)								
	A	B	C	D	E	F	G	H	J
MIN.	30	18	5/8	7/8	2 1/4	3C	4 1/2	3	
STD.	36	24	3/4	1 1/4	3	4C	6	4	

The SCHOOL IN SESSION sign (OS4-9) shall only be used in a school zone not marked by flashing beacons according to ORS 810.438.

The SCHOOL IN SESSION sign (OS4-9) shall be installed as a supplemental sign below the TRAFFIC LAWS PHOTO ENFORCED sign (R10-18).

The SCHOOL IN SESSION supplemental sign (OS4-9) shall be a minimum of 2 feet above the ground.

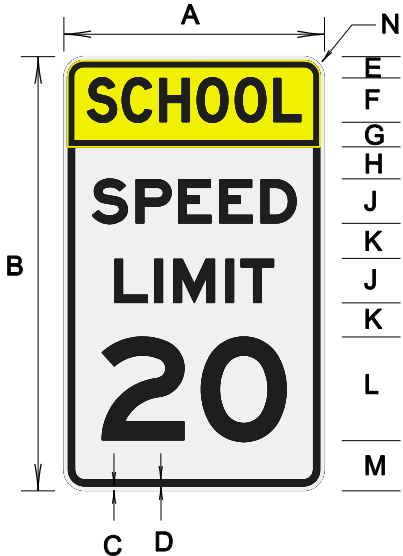
OREGON DEPARTMENT OF TRANSPORTATION

Approved By: S.T.E.

Date: 4/10

Publication Date: 4/10

Sign No. OS5-5



Note: This sign must be accompanied by one of the following riders as appropriate:
 WHEN FLASHING, WHEN CHILDREN ARE PRESENT, or SCHOOL DAYS/7 AM - 5PM.

Sign Background: White, Retroreflective sheeting
 Yellow or Fluorescent Yellow-Green
 Retroreflective sheeting (school panel)

Sign Legend: Black, Non-reflective

SIGN	DIMENSIONS (INCHES)												
	A	B	C	D	E	F	G	H	J	K	L	M	N
MIN.	24	36	3/8	5/8	2	4D	1	3	4E	2	10E	4	1 1/2
STD.	36	60	5/8	7/8	4	6D	2 1/2	5 1/2	6E	5	14E	6	2 1/4
SPEC.	48	72	3/4	1 1/4	4 1/2	8D	3	5 1/2	8E	6	16E	7	3

Note: In lieu of 3 separate signs or an all-in-one School Speed Assembly, this SCHOOL/SPEED 20 combination sign may be used with a supplemental plaque to inform motorists of the speed limit in a designated school speed zone. This sign MUST be accompanied by the appropriate plaque for the school speed zone in which it is placed, in accordance with ORS 811.111 (Refer to page 7-2).

The SCHOOL/SPEED LIMIT 20 sign with supplemental plaque shall be located at the beginning of the designated school speed zone, based on an engineering investigation and according to the layouts shown on pages 7-9 through 7-16.

The Special size sign shall be used only with Region Traffic Manager approval.

SIGNSTDP.F15

OREGON DEPARTMENT OF TRANSPORTATION

Approved By: S.T.E. Date: 5/04 Publication Date: 4/06