



Quarterly Business Review

July 1 – September 30, 2009



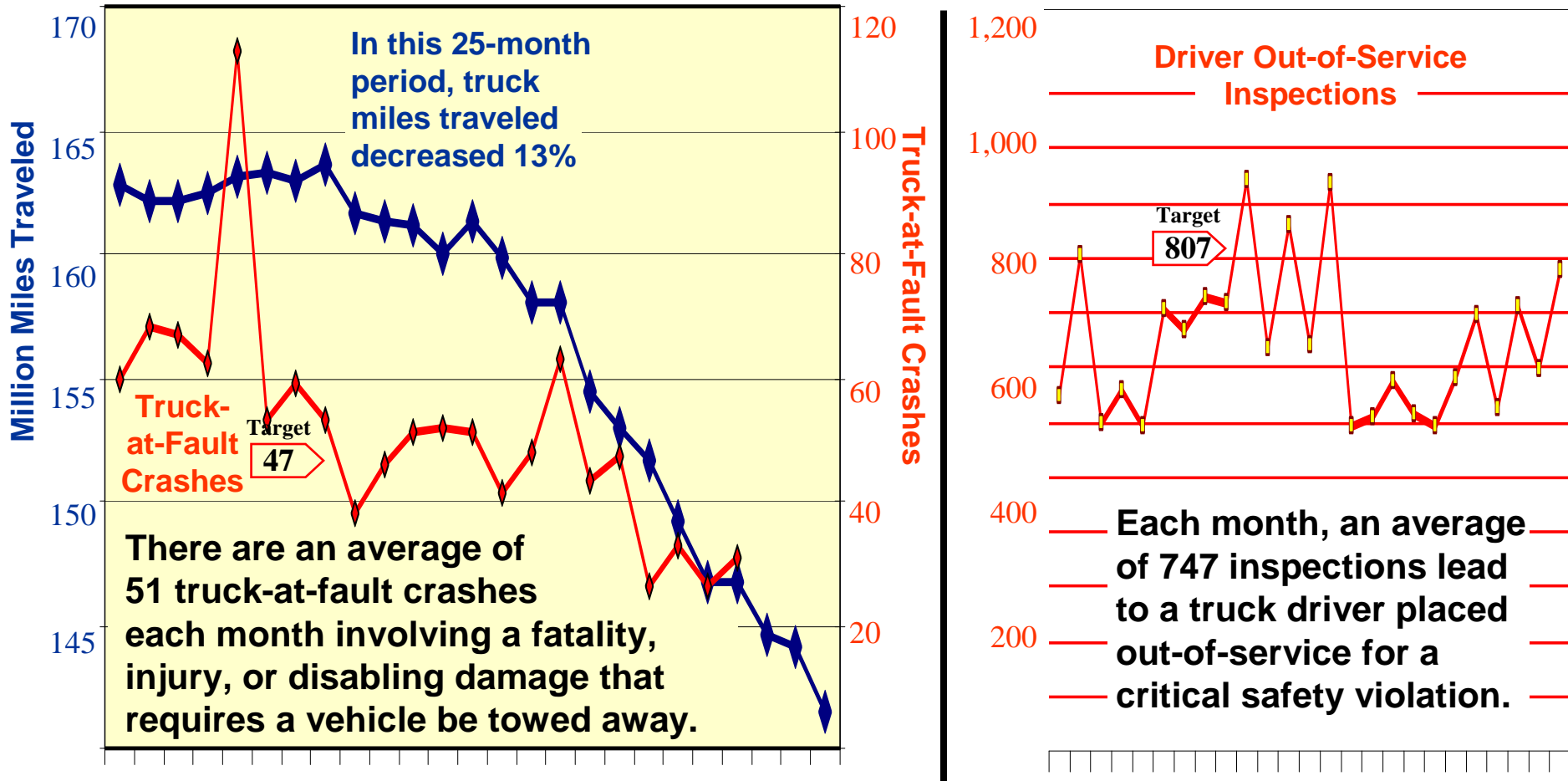
Motor Carrier Transportation Division

Gregg Dal Ponte, Administrator



Linked to ODOT Safety Goals – Reduce Large Truck Accidents

Truck driver actions cause most truck-at-fault crashes. Finding unsafe drivers and taking them off the road prevents crashes.



MCTD Performance • September 2007 through September 2009



Linked to ODOT Safety Goals – Reduce Large Truck Crashes

Trends in drivers placed out-of-service and truck-at-fault crashes

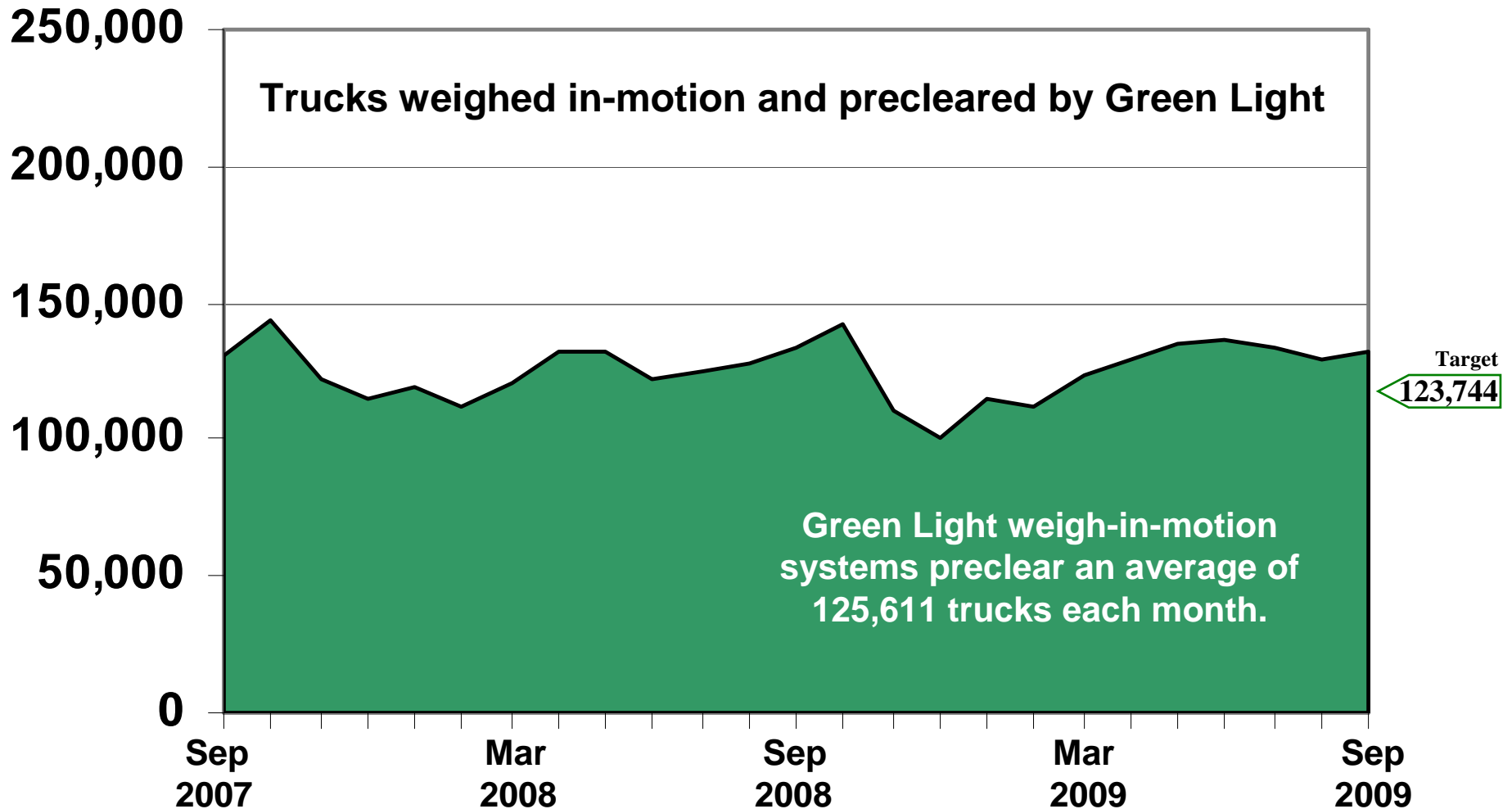
In the 3rd Quarter. . .	3 rd Quarter 2007	3 rd Quarter 2008	3 rd Quarter 2009
<p>Average drivers placed out-of-service</p> <p>Target 807</p> <p>Target is ½ standard deviation above monthly average from 10/06 thru 9/08.</p>	911 per month	811 per month	795 per month
<p>Average truck-at-fault crashes</p> <p>Target 47</p> <p>Target is ½ standard deviation below monthly average from 7/03 thru 6/05.</p>	60 per month	51 per month	* per month

* crash totals for 3rd Quarter 2009 are not yet complete



Linked to ODOT Mobility Goals – Helps Maintain Pavement and Bridge Conditions. Also, Green Light Reduces Travel Delay.

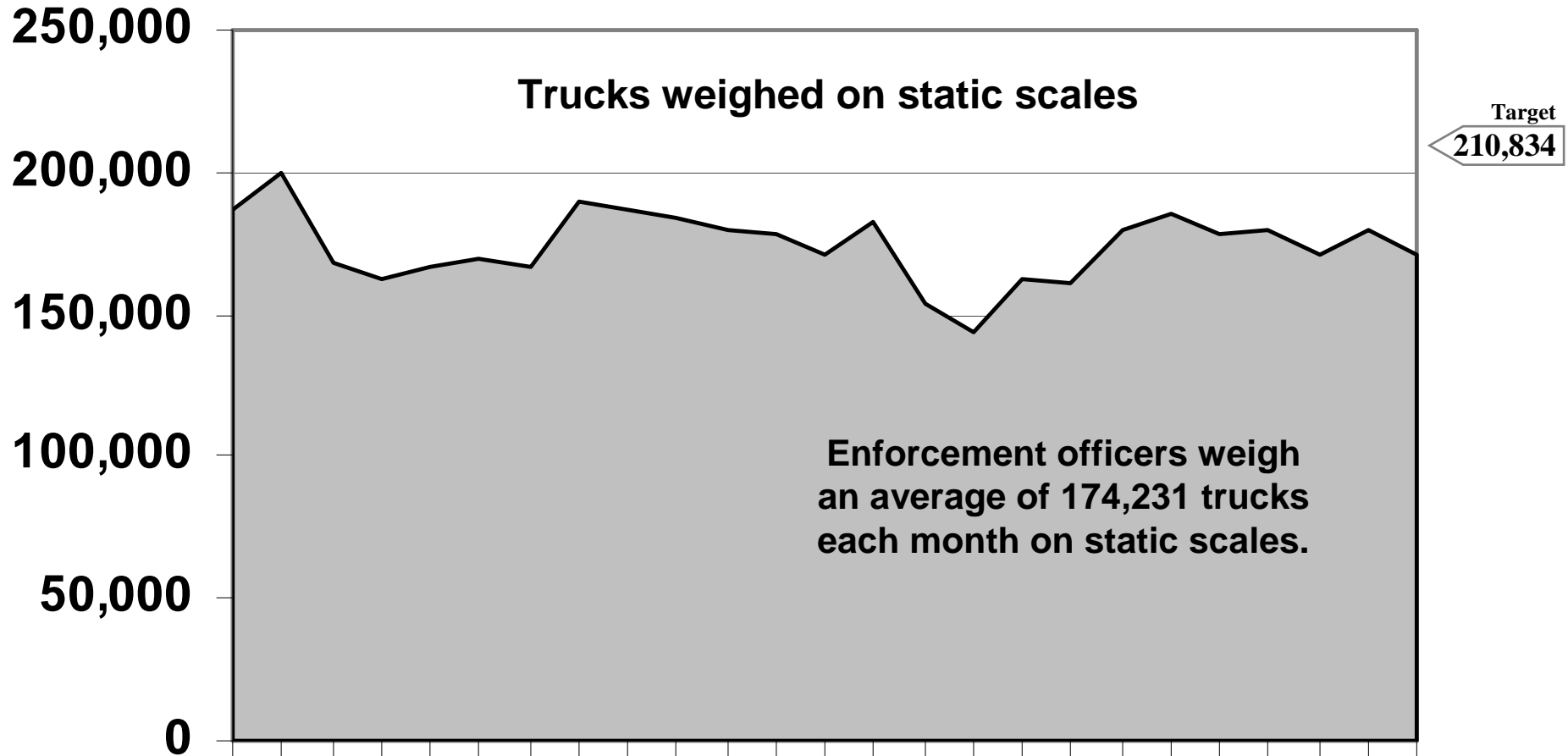
Green Light activity exceeded target 14 times in the past 25 months





Linked to ODOT Mobility Goals – Helps Maintain Pavement and Bridge Conditions. Also, Green Light Reduces Travel Delay.

Static scale weighings fell short of target in the past 25 months

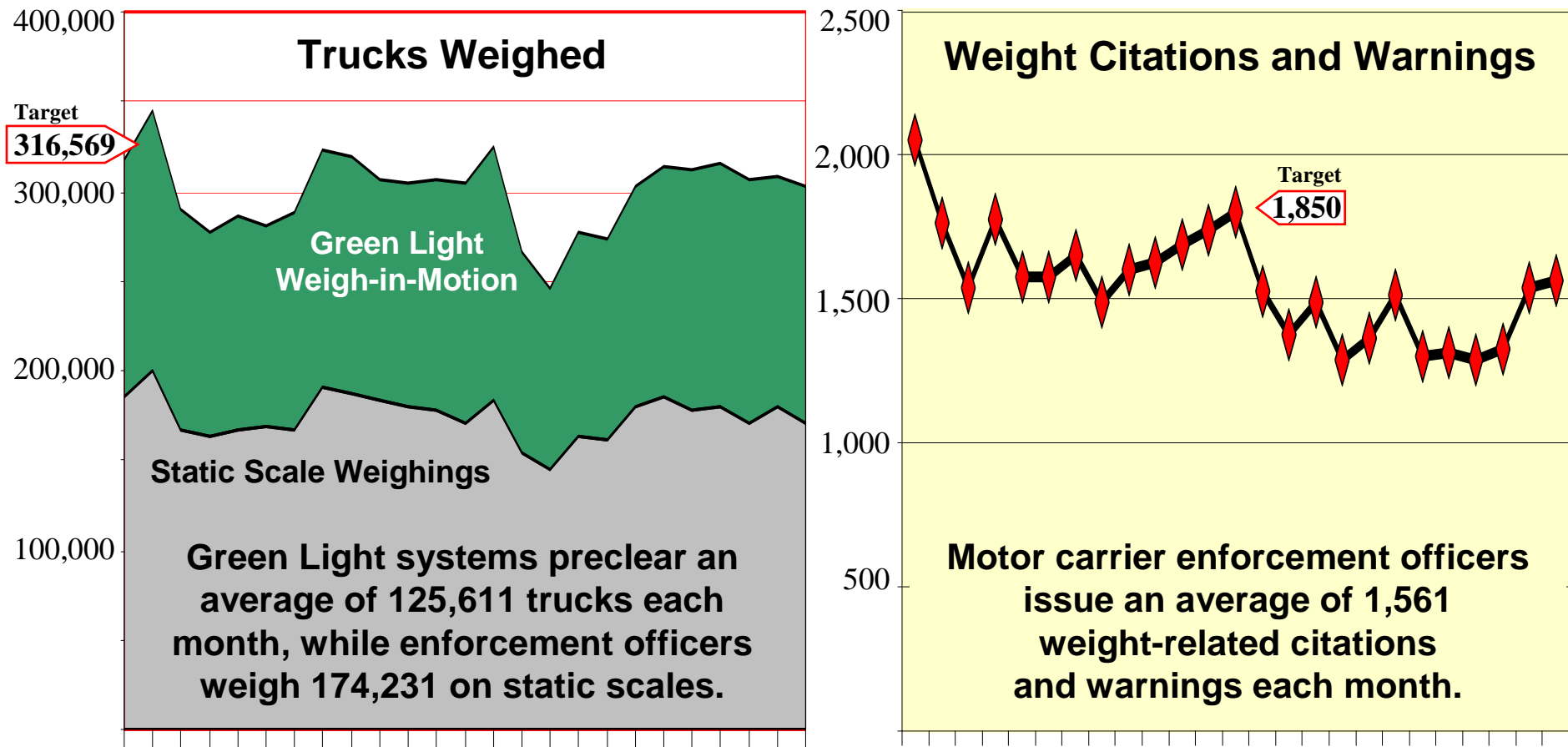


MCTD Performance • September 2007 through September 2009



Linked to ODOT Mobility Goals – Helps Maintain Pavement and Bridge Conditions. Also, Green Light Reduces Travel Delay.

Enforcement officers can check more trucks and find more weight violations because Green Light preclears many safe and legal ones.





MCTD Performance • September 2007 through September 2009



Linked to ODOT Mobility Goals – Helps Maintain Pavement and Bridge Conditions.
Also, Green Light Reduces Travel Delay.

Trends in trucks weighed

In the 3rd Quarter. . .	3 rd Quarter 2007	3 rd Quarter 2008	3 rd Quarter 2009
Average trucks weighed by Green Light Target 123,744  <small>Target is 1 standard deviation above monthly average from 9/04 thru 9/05.</small>	128,348 per month	129,183 per month	131,883 per month
Average trucks weighed on static scales Target 210,834  <small>Target is 1/2 standard deviation above monthly average from 7/03 thru 6/05.</small>	195,639 per month	175,998 per month	173,720 per month



Linked to ODOT Mobility Goals – Helps Maintain Pavement and Bridge Conditions.
Also, Green Light Reduces Travel Delay.

Trends in weight-related citations and warnings issued

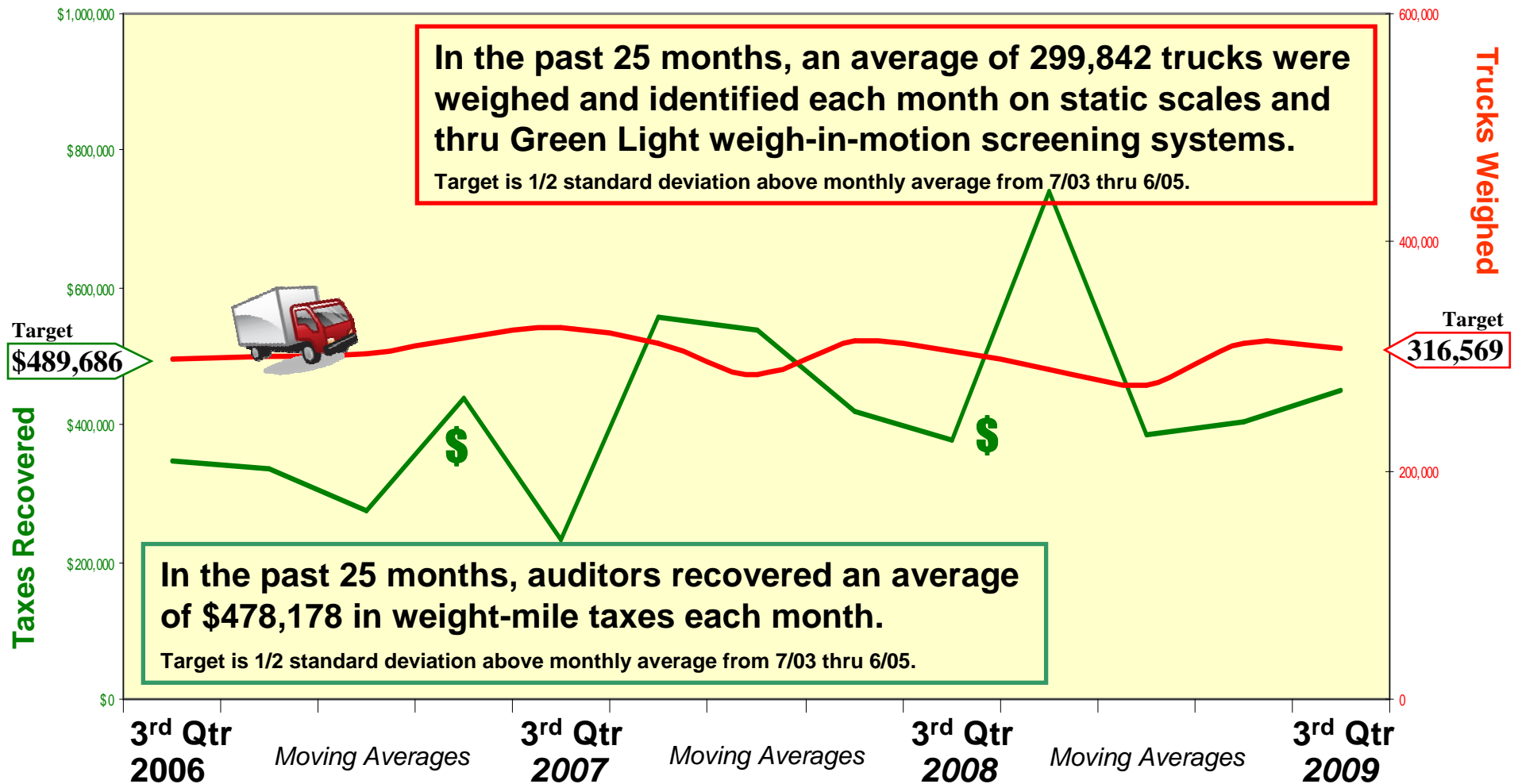
In the 3rd Quarter. . .	3 rd Quarter 2007	3 rd Quarter 2008	3 rd Quarter 2009
<p>Average weight-related citations and warnings issued</p> <p>Target is ½ standard deviation above monthly average from 3/06 thru 3/08.</p>	1,852 per month	1,680 per month	1,381 per month

Target
1,850



Linked to ODOT Mobility Goals – Helps Maintain Pavement and Bridge Conditions

Weigh station records are critical to weight-mile tax auditors who rely on three years of records to help recover unpaid taxes.





Visit the Oregon DOT Performance Measurement site for more information: www.oregon.gov/ODOT/CS/PERFORMANCE/

State of Oregon: Performance Measurement - Microsoft Internet Explorer provided by ODOT

Address: <http://www.oregon.gov/ODOT/CS/PERFORMANCE/index.shtml>

OREGON.gov

Enter search term(s) Find

Text Size: A+ A A Text Only Site Accessibility

Performance Measurement

Department

About Us
Contact Us
2007 Performance Report
2006 Performance Report
2005 Performance Report
2004 Performance Report
2003 Performance Report
2003 Legislative Session

Public Reports

Service Efforts and Accomplishments (SEA)

Use the links in the column to the left to pick Annual Performance Progress Reports for the last five years.

The purpose of the reports is to provide citizens with a quick, easy way to learn about how ODOT is doing. The reports attempt to answer questions about ODOT's performance in meeting four goals: Improve Travel Safety in Oregon, Move People and Goods Efficiently, Support Livability and Economic Prosperity, and Provide Excellent Customer Services.

[2007 Annual Performance Report](#)
[Services Efforts and Accomplishments Reports](#)

[Summary of 2006 SEA Report](#)
[Full 2006 SEA Report](#)

Business
Education
Human Services
Natural Resources
Public Safety
Recreation
Transportation

Popular Picks

[Archives \(State of Oregon\)](#)
[DMV](#)
[How Do I... \(employees\)](#)
[How Do I... \(public\)](#)