

**FIELD TRIAL OF SOLVENT-FREE
EMULSION IN OREGON**

Final Report

SPR 391

**FIELD TRIAL OF SOLVENT-FREE EMULSION
IN OREGON**

Final Report

STATE PLANNING AND RESEARCH 391

by

James R. Lundy, P.E.
Department of Civil, Construction and Environmental Engineering
Oregon State University
Corvallis, Oregon

and

Michael D. Remily, P.E.
Oregon Department of Transportation
Salem, Oregon

for

Oregon Department of Transportation, Research Group
200 Hawthorne SE, Suite B-240
Salem, Oregon 97301-5192

and

Federal Highway Administration
Washington, D.C.

March 2003

| | | | |
|---|--|--|-----------|
| 1. Report No. FHWA-OR-RD-03-12 | 2. Government Accession No. | 3. Recipient's Catalog No. | |
| 4. Title and Subtitle Field Trial of Solvent-Free Emulsion in Oregon | | 5. Report Date March 2003 | |
| | | 6. Performing Organization Code | |
| 7. Author(s) James R. Lundy, P.E. Oregon State University and Michael D. Remily, P.E. Oregon Department of Transportation | | 8. Performing Organization Report No. | |
| 9. Performing Organization Name and Address Oregon Department of Transportation Research Group 200 Hawthorne SE, Suite B-240 Salem, Oregon 97301-5192 | | 10. Work Unit No. (TRAIS) | |
| | | 11. Contract or Grant No. SPR 391 | |
| 12. Sponsoring Agency Name and Address Oregon Department of Transportation Research Group 200 Hawthorne SE, Suite B-240 Salem, Oregon 97301-5192 and Federal Highway Administration Washington, D.C. 20590 | | 13. Type of Report and Period Covered Final Report 1999-2002 | |
| | | 14. Sponsoring Agency Code | |
| 15. Supplementary Notes | | | |
| 16. Abstract <p>This final report summarizes construction, laboratory and performance information gathered by ODOT personnel from a single field trial of solvent-free emulsion mix constructed in June 2001. The solvent-free emulsion mix presented several placement problems as it built up on the laydown screed and gouged the mat. A second project trial section, scheduled for construction during 2001, was not completed due to construction scheduling problems.</p> <p>Following standard ODOT design policy, both the solvent-free and conventional emulsion mixes were overlaid with a chip seal shortly after placement. After fourteen months, the performance of both mixes appeared to be equal. The indirect tensile strengths of the two mixes were statistically similar at all ages up to one year.</p> | | | |
| 17. Key Words Emulsion, Field Trials, Solvent-Free | | 18. Distribution Statement Copies available from NTIS, and online at http://www.odot.state.or.us/tddresearch | |
| 19. Security Classification (of this report) Unclassified | 20. Security Classification (of this page) Unclassified | 21. No. of Pages 30 + Appendices | 22. Price |

SI* (MODERN METRIC) CONVERSION FACTORS

| APPROXIMATE CONVERSIONS TO SI UNITS | | | | APPROXIMATE CONVERSIONS FROM SI UNITS | | | |
|--|------------------------|-------------|---------------------|---------------------------------------|---------------------|-------------|------------------------|
| Symbol | When You Know | Multiply By | To Find | Symbol | When You Know | Multiply By | To Find |
| <u>LENGTH</u> | | | | | | | |
| in | inches | 25.4 | millimeters | mm | millimeters | 0.039 | inches |
| ft | feet | 0.305 | meters | m | meters | 3.28 | feet |
| yd | yards | 0.914 | meters | m | meters | 1.09 | yards |
| mi | miles | 1.61 | kilometers | km | kilometers | 0.621 | miles |
| <u>AREA</u> | | | | | | | |
| in ² | square inches | 645.2 | millimeters squared | mm ² | millimeters squared | 0.0016 | square inches |
| ft ² | square feet | 0.093 | meters squared | m ² | meters squared | 10.764 | square feet |
| yd ² | square yards | 0.836 | meters squared | m ² | meters squared | 1.196 | square yards |
| ac | acres | 0.405 | hectares | ha | hectares | 2.47 | acres |
| mi ² | square miles | 2.59 | kilometers squared | km ² | kilometers squared | 0.386 | square miles |
| <u>VOLUME</u> | | | | | | | |
| fl oz | fluid ounces | 29.57 | milliliters | ml | milliliters | 0.034 | fluid ounces |
| gal | gallons | 3.785 | liters | L | liters | 0.264 | gallons |
| ft ³ | cubic feet | 0.028 | meters cubed | m ³ | meters cubed | 35.315 | cubic feet |
| yd ³ | cubic yards | 0.765 | meters cubed | m ³ | meters cubed | 1.308 | cubic yards |
| NOTE: Volumes greater than 1000 L shall be shown in m ³ . | | | | | | | |
| <u>MASS</u> | | | | | | | |
| oz | ounces | 28.35 | grams | g | grams | 0.035 | ounces |
| lb | pounds | 0.454 | kilograms | kg | kilograms | 2.205 | pounds |
| T | short tons (2000 lb) | 0.907 | megagrams | Mg | megagrams | 1.102 | short tons (2000 lb) |
| <u>TEMPERATURE (exact)</u> | | | | | | | |
| °F | Fahrenheit | (F-32)/1.8 | Celsius | °C | Celsius | 1.8C+32 | Fahrenheit |
| <u>PRESSURE</u> | | | | | | | |
| psi | pounds per square inch | 6.895 | kilopascals | kPa | kilopascals | 0.1450 | pounds per square inch |
| <u>TEMPERATURE (exact)</u> | | | | | | | |
| <u>PRESSURE</u> | | | | | | | |
| *SI is the symbol for the International System of Measurement | | | | | | | |

ACKNOWLEDGMENTS

The authors would like to thank the Technical Advisory Committee and the following for their efforts, assistance, guidance and preparation of this report:

- Andrew Griffith, Oregon Department of Transportation, Research Group
- Bob Bellomy, Chevron
- Anthony Boesen, Federal Highway Administration, Oregon Division
- Andy Clayton, Albina Asphalt
- Dave Zillman, Albina Asphalt
- Brad Neitzke, Federal Highway Administration, Materials Engineer
- Bruce Patterson, Oregon Department of Transportation, Pavements Unit
- Jay Roundtree, Oregon Department of Transportation, Region 5
- Ken Stoneman, Oregon Department of Transportation, Operations Support Manager
- Brett Sposito, Oregon Department of Transportation, Research Group
- Ray Perry, Oregon Department of Transportation, Region 4 Quality Assurance
- McGregor Lynde, Oregon Department of Transportation, Research Group
- Oregon Department of Transportation Materials Laboratory Personnel
- Oregon Department of Transportation District 4 Personnel

DISCLAIMER

This document is disseminated under the sponsorship of the Oregon Department of Transportation and the United States Department of Transportation in the interest of information exchange. The State of Oregon and the United States Government assume no liability of its contents or use thereof.

The contents of this report reflect the views of the authors who are solely responsible for the facts and accuracy of the data presented herein. The contents do not necessarily reflect the official policies of the Oregon Department of Transportation or the United States Department of Transportation.

The State of Oregon and the United States Government do not endorse products of manufacturers. Trademarks or manufacturers' names appear herein only because they are considered essential to the object of this document.

This report does not constitute a standard, specification, or regulation.

FIELD TRIAL OF SOLVENT-FREE EMULSIONS IN OREGON

TABLE OF CONTENTS

| | |
|---|-----------|
| 1.0 INTRODUCTION..... | 1 |
| 1.1 BACKGROUND | 1 |
| 1.2 OBJECTIVES | 1 |
| 1.3 SCOPE | 1 |
| 2.0 FIELD TRIAL..... | 3 |
| 2.1 EXPERIMENT DESIGN..... | 3 |
| 2.2 MIX COMPOSITION AND MATERIALS | 4 |
| 2.2.1 Emulsion Design | 4 |
| 2.2.2 Aggregate Source and Gradation..... | 5 |
| 2.3 CONSTRUCTION..... | 6 |
| 2.3.1 Solvent-Free Mixture Production..... | 6 |
| 2.3.2 Laydown Operations | 8 |
| 2.3.3 Compaction/Choking Operations | 9 |
| 2.4 FIELD PERFORMANCE..... | 10 |
| 3.0 RESULTS AND RECOMMENDATIONS..... | 13 |
| 3.1 LABORATORY TEST RESULTS | 13 |
| 3.1.1 Field Laboratory Test Results | 13 |
| 3.1.2 Laboratory Compacted Test Results | 15 |
| 3.1.3 Emulsion Binder Test Results | 16 |
| 3.2 CONSTRUCTION RECOMMENDATIONS | 17 |
| 3.3 IMPLEMENTATION..... | 18 |
| 4.0 REFERENCES..... | 19 |

APPENDICES

| | |
|-------------|--|
| APPENDIX A: | SOLVENT-FREE EMULSION SPECIAL PROVISIONS |
| APPENDIX B: | SOLVENT-FREE MIX DESIGN |
| APPENDIX C: | SOLVENT-LOADED MIX DESIGN |
| APPENDIX D: | LABORATORY TEST RESULTS OF THE CORE SAMPLES |
| APPENDIX E: | LABORATORY TEST RESULTS OF THE LABORATORY COMPACTED SAMPLES |
| APPENDIX F: | SOLVENT-FREE EMULSION BINDER TEST RESULTS |
| APPENDIX G: | SOLVENT-LOADED EMULSION BINDER TEST RESULTS |

LIST OF TABLES

| | |
|---|-----------|
| Table 2.1: Mix specifications for solvent-free and solvent-loaded mixtures..... | 5 |
| Table 3.1: Indirect tensile strength results for the field cores - summary | 14 |
| Table 3.2: Estimated air voids for the field cores at the time of testing..... | 15 |
| Table 3.3: Indirect tensile strength results for the laboratory samples | 16 |
| Table 3.4: Solvent-free emulsion binder test results..... | 16 |
| Table 3.5: Solvent-loaded emulsion binder test results | 16 |

LIST OF FIGURES

| | |
|--|----|
| Figure 2.1: Typical coring plan for each time period (not to scale)..... | 4 |
| Figure 2.2: Aggregate gradations | 5 |
| Figure 2.3: Field trial location | 6 |
| Figure 2.4: Pug Mill..... | 7 |
| Figure 2.5: Paving operations | 8 |
| Figure 2.6: Behind the paver | 8 |
| Figure 2.7: Photo of solvent-free (right) and solvent-loaded (left) sections after approximately 14 months | 10 |
| Figure 2.8: Photo of the coring locations after 14 months – solvent-free in foreground | 11 |
| Figure 3.1: Indirect tensile strength results - Summary of the field cores | 13 |
| Figure 3.2: Indirect tensile strength results - Summary of the laboratory specimens | 15 |

1.0 INTRODUCTION

1.1 BACKGROUND

Asphalt emulsions have been used in highway construction and maintenance since the 1920s. Initially, emulsions were used as dust palliatives and in spray applications. Later, emulsions were used in the production of modified base and surface course mixes. In the recent past, the Oregon Department of Transportation (ODOT) has used as much as 500,000 T (450,000 Mg) of cold mix, i.e., emulsified asphalt concrete (EAC) for construction and maintenance activities each year, principally in ODOT Regions 4 and 5. Typical applications consist of the placement of an open-graded EAC followed by the placement of a chip seal.

Emulsions typically consist of asphalt cement, water and an emulsifying agent in the approximate proportions: 67, 30, and 3 percent, respectively. Most commonly used emulsions are mixed with a solvent to facilitate mixing and enhance aggregate coating (e.g., CMS-2S has as much as 12 percent solvent). Volatilization of the solvent represents a potential environmental issue and has led several manufacturers to develop emulsion formulations requiring little or no solvent (herein termed solvent-free).

Laboratory tests of mixes prepared with two solvent-free emulsion formulations were conducted at Oregon State University under the direction of Dr. Rita Leahy. Indirect tensile strength testing was used to monitor the strength of mixes over time. The solvent-free mixes gained strength more rapidly and attained a higher ultimate strength than comparable mixes prepared with conventional emulsions. Detailed results and analyses may be found in the project report (*Leahy, 2000*).

The laboratory results prompted ODOT to plan two field trials to be constructed during the summer of 2001 using Solvent-Free EAC.

1.2 OBJECTIVES

This research documents the construction of a field trial and compares laboratory test results from conventional and solvent-free emulsion mixes. The comparisons will assist ODOT in determining future use of solvent-free emulsion mixes.

1.3 SCOPE

Although two field trials were planned, only one trial was constructed and only one type of solvent-free emulsion was used.

2.0 FIELD TRIAL

2.1 EXPERIMENT DESIGN

As originally envisioned, two field trials were to be completed during the 2001 construction season. Each field trial would consist of a one-lane wide solvent-free emulsion mix section located along the project. Approximately 2,204 T (2,000 Mg) of solvent-free emulsion mix would be produced according to ODOT Special Provisions (Appendix A). The actual length of the section would be determined by the amount of solvent-free emulsion delivered in a single tank load, the percent emulsion in the mix and the thickness of the lift (nominally 2 in or 50 mm). As noted, only one of the two field trials was placed. Construction scheduling problems precluded the construction of the second field trial.

Conventional and solvent-free emulsion mixes were compared using indirect tensile strength results from cores taken during the first year following construction. The coring pattern is shown in Figure 2.1. Six cores were taken from each mix type at 14, 30, 60, 180 and 360 days following construction in both the wheel path and the center of the lane. Average strength results at each time interval and the overall rate of strength gain were compared for each coring location. In addition to testing field core samples, laboratory batched and mixed samples were prepared and tested. The laboratory test results are reported in Chapter 3.0.

Formal distress surveys were not performed, but some field notes are included in this report.




Figure 2.1: Typical coring plan for each time period (not to scale)

Notes:

1. Each core was 3.96 in (100.6 mm) in diameter.
2. Core spacing was approximately 2.3 ft (0.7 m) on center.
3. Six cores were extracted on a line 9 ft (2.75 m) from the centerline and six cores were extracted 6 ft (1.8 m) from the centerline.

2.2 MIX COMPOSITION AND MATERIALS

The mix designs for both mixtures were developed using ODOT Test Method 313-95 (1998). Mix design specifications are included in the appendices: Appendix B (Solvent-Free Mix Design) and Appendix C (Solvent-Loaded Mix Design). The emulsion designs and aggregate information are described below. Individual laboratory test results on the emulsion binders are reported in Chapter 3.0.

2.2.1 Emulsion Design

CMS-2S (Solvent Loaded) - The emulsion was manufactured using Canadian base asphalt 120-150 pen grade. The soap solution used was a standard blend of Redicote E-4819 acidified with about 8% by volume heavy naphtha (Initial Boiling Point 160°F (71 °C)) added to the finished emulsion.

CMS-2 (Solvent-Free) - The emulsion was manufactured using Canadian base asphalt 120-150 pen grade. The soap solution was a specially formulated tall oil, lignin amine hybrid cationic emulsifier (PC-1482) supplied by Mead-Westvaco. It was acidified in the standard format for cationic emulsion. Note that there was no solvent added to this finished emulsion.

2.2.2 Aggregate Source and Gradation

The aggregate used for the project was produced from Davis Pit (ODOT Source # 33-083-4). Davis Pit is a basalt quarry (shot rock, 100% crushed aggregate) with an average specific gravity of 2.717 and water absorption of 1.8%.

Aggregate gradations are plotted in Figure 2.2 for the solvent-free and solvent-loaded mixes, as well as the mix design. Table 2.1 presents the percentage breakdown of each gradation. These results were taken from one test in the case of the solvent-free emulsion and twenty tests of the solvent-loaded mix. The finer gradation and higher dust content of the material used for the solvent-free EAC relative to both the mix design and the solvent-loaded EAC mixture could explain some of the buildup of fine material during placement of the solvent-free mixture as described in Section 2.3.2. If the supplier had known about the higher than expected dust content they may have been able to account for it in their emulsion formulation.

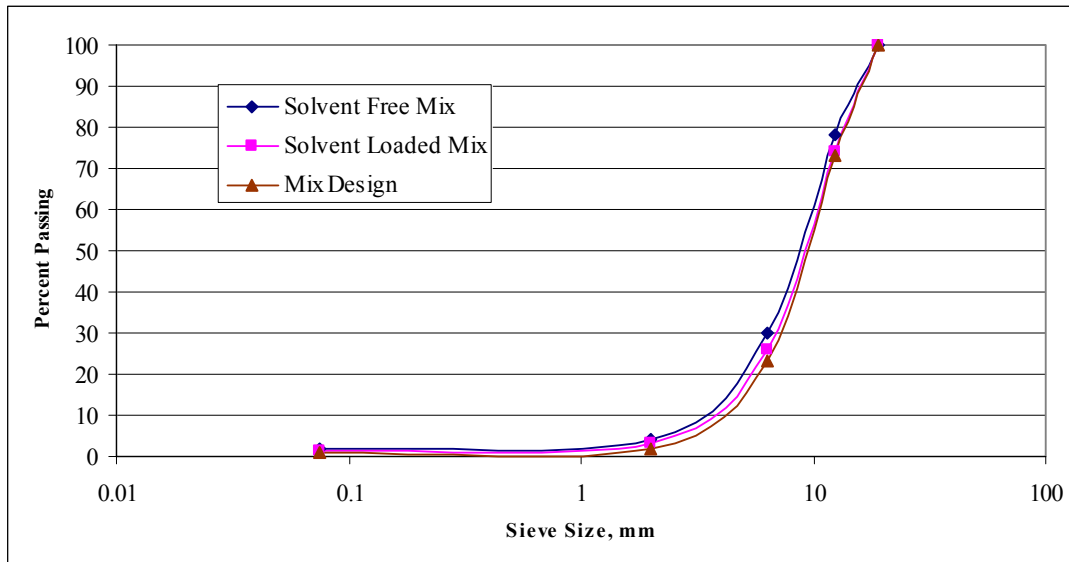


Figure 2.2: Aggregate gradations

Table 2.1: Mix specifications for solvent-free and solvent-loaded mixtures

| | | Mix Design | Solvent-Free EAC | Solvent-Loaded EAC |
|--------------------------------------|------------------|------------|------------------|--------------------|
| # of Tests | | | 1 | 20 |
| Percentage Passing Sieve | 19 mm (0.75 in) | 100 | 100 | 100 |
| | 12.5 mm (0.5 in) | 73 | 78 | 74 |
| | 6.3 mm (0.25 in) | 23 | 30 | 26 |
| | 2.00 mm (#10) | 2 | 4 | 3 |
| | 0.075 mm (#200) | 0.9 | 1.6 | 1.2 |
| % Moisture | | 1.0 | 1.5 | 1.6 |
| Binder Content (%) | | 5.0 | 5.6 | 5.2 |
| Gmm (Rice) at Field Binder Content** | | | 2.567 | 2.579 |

**Gmm for the field produced binder content was determined by back-calculation from data provided in the mix designs.

2.3 CONSTRUCTION

The field trial was placed just North of Tygh Valley, Oregon near the junction of Oregon Highway 216 and US Highway 197 (see Figure 2.3). The solvent-free emulsion test section was placed on June 1, 2001. Several ODOT personnel were present during the construction including representatives from the Research, Construction, and Materials Units. In addition, the asphalt chemist responsible for formulating the solvent-free emulsion for the emulsion producer was also present.



Figure 2.3: Field trial location

The conventional emulsion used on the project was a CMS-2S with approximately 8% solvent. The job mix formula emulsion content was 5.0 percent by weight of dry aggregate but was field adjusted to 5.2 percent. Ninety to 100 percent coating was achieved with the solvent loaded mix. Modifications to the solvent content and emulsifier content were made by the producer earlier in the project to improve the laydown characteristics of the solvent loaded mixture. All personnel present were satisfied with the initial behavior of the solvent loaded mixture.

2.3.1 Solvent-Free Mixture Production

The plant was modified slightly so the solvent free emulsion could be pumped directly from the delivery trucks. The solvent free emulsion was designed with a higher viscosity than the CMS-2S thus the rate at which the emulsion could be pumped to the pugmill was lower. The

conventional emulsion was pumped at approximately 110 gpm (416 l/min), whereas the solvent-free emulsion was pumped at a maximum rate of about 85 gpm (322 l/min). Other than the emulsion pump rate, there were no other significant problems with producing the solvent-free mixture relative to the solvent-loaded mixture.

The initial load of solvent-free mix looked “dry” and not completely mixed. It had an emulsion content of about 5.2 percent. The second load of mixture also looked dry, and had an emulsion content of about 5.3 percent. The third load of mixture looked a little better, with an emulsion content of about 5.4 percent. Production was stopped at this point to evaluate the behavior and coating of the mixture in place, before making decisions regarding additional adjustments to the emulsion content. It is not unusual to have a significant amount of uncoated aggregate at the pugmill discharge and have the same mixture be almost or fully coated behind the paver. This is due to the additional mixing during the laydown operation.

After evaluation on the grade (see discussion in Section 2.3.2), the emulsion content was raised to 5.6 percent for the remainder of the solvent-free mixture production. Prior to start up for the fourth load, an adjustment was made to the emulsion spray bar in the pugmill to increase the mixing time in the pugmill. The emulsion was sprayed on the aggregate slightly closer to the “intake” end of the pugmill. This adjustment seemed to slightly improve the coating of the mixture at the pugmill discharge. Since there was no silo at the plant the mixture was loaded directly into trucks via a conveyor from the pugmill discharge (see Figure 2.4). A total of approximately 30 truck loads of the solvent-free mix were delivered.



Figure 2.4: Pug Mill

2.3.2 Laydown Operations

The paver screed was set at a width of 16 ft (4.88 m) and coated lightly with diesel oil to facilitate flow of the mixture under the screed. This is common practice for cold mixes. A CSS-1 tack coat was shot in front of the paving operation.

The Contractor used belly-dump trucks to deliver the mixture and a pickup machine attached to a Blaw Knox paver to load the mixture into the paver hopper (see Figures 2.5 and 2.6). The haul time from the plant to the grade was less than 5 minutes.



Figure 2.5: Paving operations



Figure 2.6: Behind the paver

The initial load of solvent-free mix had a moderate amount of uncoated aggregate in the windrow and about 10 percent uncoated aggregate behind the screed. The second and third loads had about the same amount of uncoated aggregate. The mixture stayed brown (unbroken) in the windrow except for a small crust at the surface of the windrow. Initially the mixture seemed to flow through the augers and under the screed well. The mixture behind the screed appeared brown, or unbroken. A black crust of mix with broken emulsion developed about 33 ft (10 m) behind the paver.

The coating of asphalt on the aggregate seemed thin relative to the CMS-2S mixture before and after breaking. Given the amount of uncoated aggregate in the first three loads, the emulsion content was increased by 0.2 percent (to 5.6 percent). This change resulted in 90 – 100 percent coating behind the paver. However, the film thickness on the aggregate was still thin relative to the solvent-loaded mixture.

After approximately 6 truck loads, large gouges were noticed in the mat beneath the center auger gearbox of the paver. Gouging was also found on the left and right sides of the mat beneath the main screed and the extensions. The gouges were about 0.4 in (1 cm) deep and about one foot (~0.3 m) wide. It was suspected that buildup of fine material and asphalt on the screed was occurring at these locations. Repeated attempts were made by the screed operator to spray diesel oil down the front of the screed and to physically loosen the fine material. Neither of these proved successful and the paver was stopped approximately 3300 ft (1000 m) from the beginning.

The screed was lifted and long “stringers” of asphalt and fine material buildup were observed on the leading edge of the screed. These were worse at the aforementioned locations, but were also present more or less across the entire screed width. A propane torch was then used to heat the material so it would run off of the screed. Diesel oil was used in conjunction with a shovel to scrape away the remaining buildup of fine material and asphalt.

After the screed was reset, heat was applied to the screed to attempt to minimize the buildup of fine material and asphalt. After about 2 more truckloads, gouges began to reappear at the same locations, but ultimately spread to the entire left half of the main screed. The angle of attack of the screed was adjusted several times in an unsuccessful attempt to keep the final grade across the travel lane relatively uniform. It appeared that heating the screed with the propane heaters equipped on the screed made the buildup worse. The gouges ultimately became bad enough to stop the paver again. Neither heating nor adjusting the screed were successful.

Construction of the field trial was terminated at this point as there seemed to be no immediate solutions to address the fine material buildup on the screed. Approximately 770 T (700 Mg) of the planned 2204 T (2000 Mg) of solvent-free mixture was placed and served as the field trial section. The overall length of the solvent-free mixture section was approximately 3608 ft (1100 m).

2.3.3 Compaction/Choking Operations

The same compaction equipment and processes were used for the solvent-free mixture as for the solvent-loaded mixture. The solvent-free mixture did seem to be more tender for a longer period

of time compared to the solvent-loaded mixture. Initial breakdown rolling occurred 165 to 245 ft (50 to 75 m) farther behind the paver than for the solvent-loaded mixture. No problems with the choking operation were noted. The pneumatic intermediate roller operator noted that the solvent-free mixture was tearing under the roller in some locations. These tears appeared to be taken out by the steel wheel finish roller as there was no evidence of any tears after the finish roller.

2.4 FIELD PERFORMANCE

Approximately 14 months following construction the project site was re-visited. Photos of the solvent-free and solvent-loaded EAC areas are shown in Figures 2.7 and 2.8. There were no discernible differences between the two sections. It should be noted that the entire project received a chip seal following the placement of the emulsion mixes.



Figure 2.7: Photo of solvent-free (right) and solvent-loaded (left) sections after approximately 14 months



Figure 2.8: Photo of the coring locations after 14 months – solvent-free in foreground

3.0 RESULTS AND RECOMMENDATIONS

3.1 LABORATORY TEST RESULTS

Laboratory tests were conducted on the field cores extracted on site to determine indirect tensile strength (*AASHTO, 1993*). Prior to construction and placement, laboratory compacted samples were prepared and also tested for indirect tensile strength. The ODOT Materials Lab also performed tests on the two emulsion binders used for this project.

3.1.1 Field Laboratory Test Results

Six 3.96 in (100.6 mm) cores were extracted from the wheel path and the center of the lane for both the solvent-loaded and solvent-free emulsion mix sections. Sets of cores were extracted 14, 30, 60, 180 and 360 days following construction of the solvent-free section. The results of the extracted cores are summarized in Figure 3.1. Each data point represents the average indirect tensile strength for all six cores taken at the time indicated. Individual core strength results for each time and location are included in Appendix D.

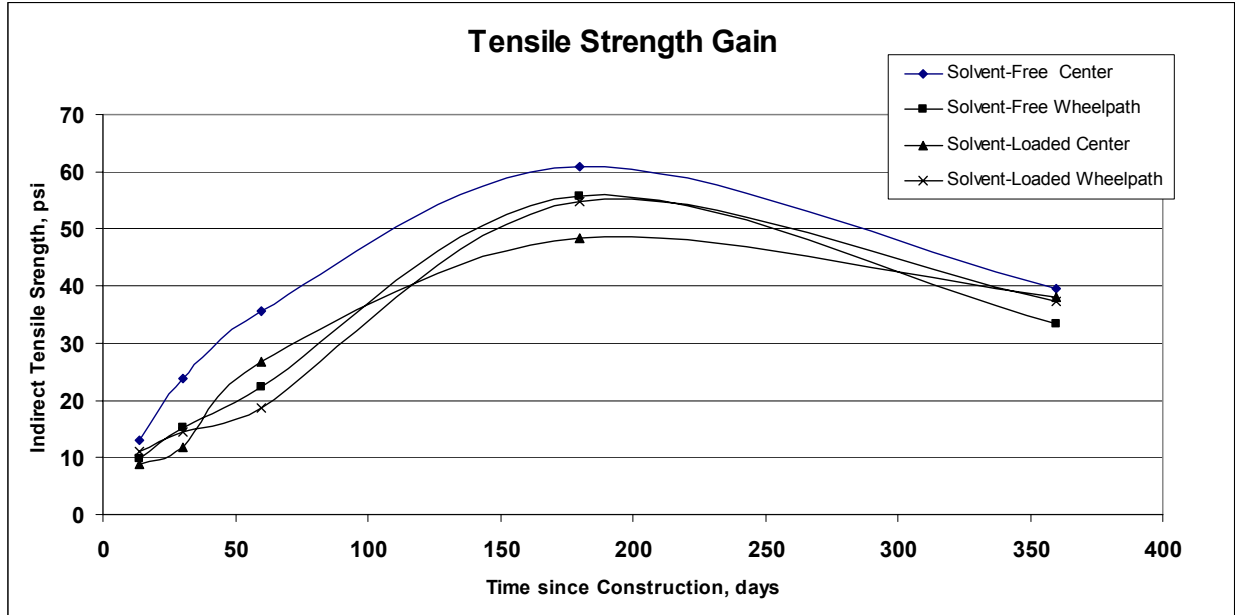


Figure 3.1: Indirect tensile strength results - Summary of the field cores

Although the solvent-free mixture had the highest average strength (center location), there is no statistical difference among any of the mix types or core locations at any of the times since

construction. Based solely on the indirect strength data, there are no differences between the solvent-free and solvent-loaded mixes.

The indirect tensile strengths for the 14, 30, 60, and 180 day cores are approximately 1 to 3 psi lower than actual. This discrepancy was discovered by re-establishing the calibration coefficient for the proving ring of the testing apparatus used for the first four sets of cores. The 360 day cores were not adjusted because the proving ring used for measuring the strength of the cores was properly calibrated.

The cause of the marked decline in average strength shown for all mix types and core locations for 360 days is not known nor commonly reported in the literature. The reduction in strength from 180 days to 360 days for all data sets could possibly be explained by the following:

The 180 day cores were obtained during the winter (December), when the ambient temperatures are typically very cold in Tygh Valley, Oregon. The mix was probably much stiffer than when the other cores were obtained therefore relating to a higher tensile strength rating. Perhaps the cores were weakened less from the coring operation in the cold weather conditions at 180 days relative to when all of the other core sets were taken, in warmer conditions.

The rates of strength gain shown in the field trials are comparable to those found in the prior laboratory phase of this project (see *Leahy, 2000*). The prior laboratory phase concluded testing at an age of 60 days and indirect strength results ranged from about 20 to 40 psi (137.9 to 275.8 kPa).

The summary of the indirect tensile strengths for the field cores are reported in Table 3.1.

Table 3.1: Indirect tensile strength results for the field cores - summary

| Time since Construction, days | Solvent-Free Center | | Solvent-Free Wheel path | | Solvent-Loaded Center | | Solvent-Loaded Wheel path | |
|-------------------------------|---------------------|---------|-------------------------|---------|-----------------------|---------|---------------------------|---------|
| | Mean psi (kPa) | St. Dev | Mean psi (kPa) | St. Dev | Mean psi (kPa) | St. Dev | Mean psi (kPa) | St. Dev |
| 14 | 13 (89.63) | 4 | 10 (68.94) | 3 | 9 (62.05) | 1 | 11 (75.84) | 2 |
| 30 | 24 (165.47) | 10 | 15 (103.42) | 5 | 12 (82.73) | 5 | 15 (103.42) | 6 |
| 60 | 36 (248.21) | 5 | 22 (151.68) | 3 | 27 (186.15) | 3 | 19 (131.00) | 3 |
| 180 | 61 (420.58) | 6 | 56 (386.10) | 4 | 48 (330.95) | 6 | 55 (379.21) | 4 |
| 360 | 40 (275.79) | 6 | 33 (227.52) | 4 | 38 (262.00) | 3 | 37 (255.10) | 6 |

Air voids were estimated for all field specimens using the computed geometric bulk specific gravity and the theoretical maximum specific gravity and are shown in Table 3.2. There are no statistically significant differences in the estimated air voids for any of the mixes.

Table 3.2: Estimated air voids for the field cores at the time of testing

| Air Voids Computed from Geometric Gmb, percent | | | | | | | | |
|--|---------------------|---------|-------------------------|---------|-----------------------|---------|---------------------------|---------|
| Time since Construction, days | Solvent-Free Center | | Solvent-Free Wheel path | | Solvent-Loaded Center | | Solvent-Loaded Wheel path | |
| | Mean | St. Dev | Mean | St. Dev | Mean | St. Dev | Mean | St. Dev |
| 14 | 29 | 2 | 33 | 3 | 32 | 2 | 31 | 1 |
| 30 | 26 | 4 | 27 | 1 | 27 | 1 | 26 | 1 |
| 60 | 27 | 3 | 27 | 1 | 29 | 3 | 28 | 1 |
| 180 | 22 | 1 | 26 | 1 | 26 | 2 | 25 | 1 |
| 360 | 23 | 1 | 27 | 1 | 26 | 2 | 27 | 4 |

3.1.2 Laboratory Compacted Test Results

In addition to testing the field-sampled materials, laboratory compacted specimens were also tested to determine their variation in splitting tensile strength as a function of time (Appendix E). Indirect tensile strength results for the laboratory compacted specimens are shown in Figure 3.2. Six specimens for each age and mix type were tested. Test results are summarized in Table 3.3. Paired t-tests were run to determine if the results from the solvent-free and solvent-loaded mixes were statistically similar. A paired t-test volume of 5% or less indicates a statistically significant difference. As can be seen, all of the results were statistically similar except for the seven-day samples.

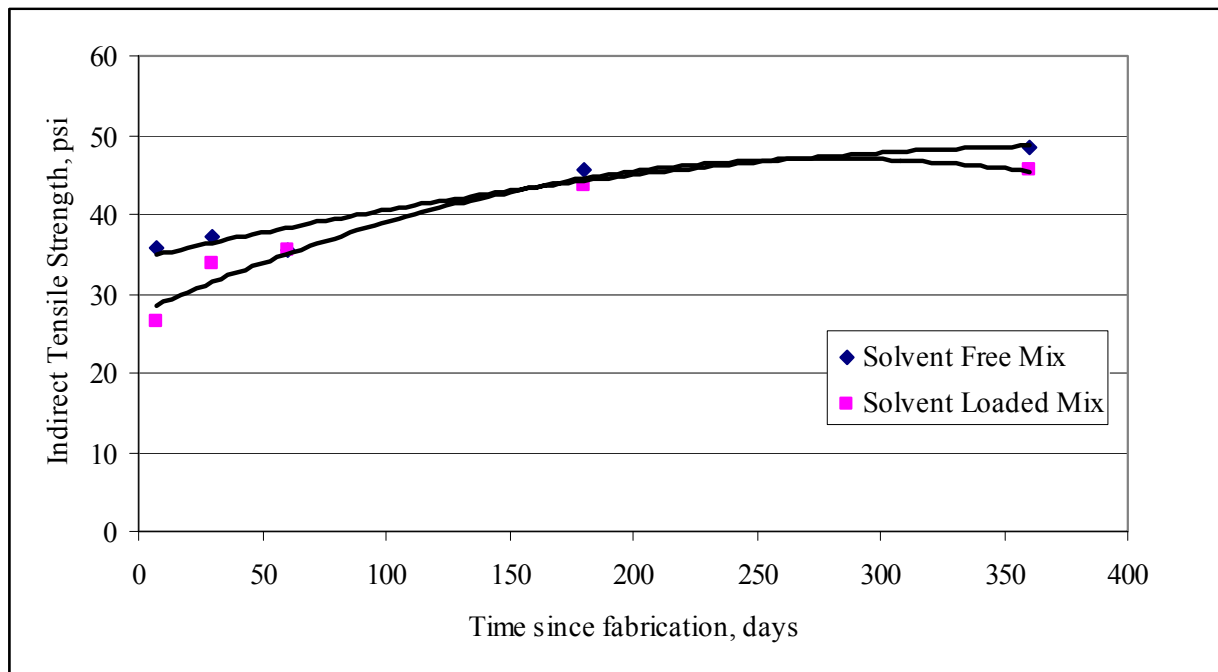


Figure 3.2: Indirect tensile strength results - Summary of the laboratory specimens

Table 3.3: Indirect tensile strength results for the laboratory samples

| Age, days | Solvent-free Emulsion Mix | | Solvent-loaded Emulsion Mix | | T-Test Probability, % |
|-----------|---------------------------|--------------------------------------|-----------------------------|--------------------------------------|-----------------------|
| | Air voids, % | Indirect Tensile Strength, psi (kPa) | Air voids, % | Indirect Tensile Strength, psi (kPa) | |
| 7 | 22 | 36 (248.21) | 23 | 27 (186.15) | 0 |
| 30 | 24 | 37 (255.10) | 24 | 34 (234.42) | 6 |
| 60 | 24 | 35 (241.31) | 24 | 35 (241.31) | 48 |
| 180 | 24 | 46 (317.16) | 24 | 44 (303.37) | 27 |
| 360 | 23 | 48 (330.95) | 23 | 46 (317.16) | 17 |

3.1.3 Emulsion Binder Test Results

The ODOT Materials Laboratory conducted tests on each of the two emulsion binders. These results are summarized for the solvent-free and solvent-loaded emulsions in Tables 3.4 and 3.5, respectively. The results are generally similar except that the Saybolt viscosities are significantly higher for the solvent-free emulsion. Lab reports corresponding with the sample numbers are included in Appendix F (solvent-free emulsion binder) and Appendix G (solvent-loaded emulsion binder).

Table 3.4: Solvent-free emulsion binder test results

| Test Method | Test | Sample 2001-1 | Sample 2 | Sample 6 |
|-------------|---------------------------------|---------------|-----------|----------|
| T 49 | Penetration @ 25°C, mm/10 | 140 mm/10 | 111 mm/10 | - |
| T 51 | Ductility @ 25°C | >149 cm | >50 cm | - |
| T 44 | Solubility | 99.8 | - | - |
| T 59 | Emulsion Distillation @ 260°C | 69.5 | 68.2 | - |
| T 59 | Emulsion Distillation, % Oil | 0.4 | 0.5 | - |
| T 59 | Emulsion Sieve Test, % Retained | Trace | Trace | - |
| T 59 | Saybolt Viscosity @ 50°C, SFS | 630 | 701 | 538 |

Table 3.5: Solvent-loaded emulsion binder test results

| Test Method | Test | Sample 2 | Sample EAC-1-1 | Sample EAC-1-5 | Sample EAC-1-10 | Sample EAC-1-15 |
|-------------|---------------------------------|----------|----------------|----------------|-----------------|-----------------|
| T 49 | Penetration @ 25°C, mm/10 | 139 | 116 | 120 | 149 | 130 |
| T 59 | Emulsion Distillation @ 260°C | 65.2 | 63.5 | 63.2 | 65.1 | 63.6 |
| T 59 | Emulsion Distillation, % Oil | 7.55 | 7.5 | 9.0 | 8.0 | 8.0 |
| T 59 | Emulsion Sieve Test, % Retained | No Trace | Trace | No Trace | No Trace | Trace |
| T 59 | Saybolt Viscosity @ 50°C, SFS | 203 | 137 | 107 | 233 | 166 |

3.2 CONSTRUCTION RECOMMENDATIONS

Plant production and fine tuning of the solvent-free mix was essentially equivalent to the process used for the solvent-loaded mix. The principal differences included the lower pump rates for the higher viscosity solvent-free emulsion and the need to adjust the emulsion input into the pugmill to improve aggregate coating. The buildup of fine material on the screed during placement of the solvent-free mix caused the paving to be halted. Although the exact cause is not known, one plausible explanation follows:

The solvent-free mix developed a thin crust of broken mix on the surface of the windrow. This broken material tended to stick to the front of the screed, particularly in locations where the augers do not do a good job of continuously moving the mixture, such as at the center auger gearbox. The mixture at these locations is static for a longer period of time, so the broken asphalt would have more of an opportunity to buildup on the screed surfaces. Once the buildup starts, the areas grow as more and more fines are caught by the initial buildup. This does not occur with solvent-loaded mixes because the solvent acts as a lubricant making the mixture less sticky and less apt to stick to the metal surfaces, even in a partially broken state.

Several possible solutions to the fine material buildup are listed below:

- Use of a more uniform, lower temperature, less intensely heated screed, such as those heated with hot transfer oil, would be less likely to affect the mix, relative to the propane (open flame) heated screed used on this project;
- Use of an alternate release agent;
- Use of end-dump trucks might be more effective in minimizing the amount of the thin crust of broken material;
- Placement of tarps on the belly dump loads to minimize exposure to the wind during delivery might minimize premature breaking;
- Minimization of the windrow amount deposited in front of the paver;
- Adjustment of the emulsion break mechanism to produce adequate mixes;
- Experimentation with different pre-strike off elevations on the screed to improve the flow of material under the screed;
- Experimentation with different auger elevations and auger positions relative to the screed.

The tenderness of the solvent-free mix evident during construction could be reduced by holding the choking and intermediate compaction operations back about one-half hour to allow a greater depth of the mat to break. This would extend the length of the paving train and the duration of paving.

This field trial demonstrated that a solvent-free emulsion mix could be successfully mixed using conventional equipment and that the strengths would be comparable to solvent-loaded or conventional EAC mixes. However, the solvent-free emulsion mix could not be successfully placed using the available equipment. If additional projects are considered, these paving problems must be addressed.

3.3 IMPLEMENTATION

ODOT has no immediate plans to construct additional test sections. The volume of EAC produced in Oregon has declined substantially since 1999 for a number of reasons; making expenditure of resources on continuation of this research less of a priority for ODOT. Should the outlook for EAC show a planned increase in annual volume, then additional work with solvent-free emulsions should be pursued.

Future contracts with solvent-free emulsions should include provisions for an adequate time period for the emulsion supplier to thoroughly analyze and develop emulsion formulations appropriate for the aggregate source, gradation, and anticipated construction conditions prior to producing a mixture in the field. Provisions should also be included for multiple test sections to allow the supplier and contractor opportunities to make field design and equipment adjustments when problems with initial production and placement are encountered.

4.0 REFERENCES

AASHTO T283. *Resistance of Compacted Bituminous Mixture to Moisture Induced Damage, Standard Specification for Transportation Materials and Methods of Sampling and Testing, Sixteenth Edition*. American Association of State Highway and Transportation Officials, 1993, pp. 905-907.

Leahy, R. B., S. Root, and D. D. James. *Laboratory Comparison of Solvent-Loaded and Solvent-Free Emulsions*. FHWA-OR-RD-01-05, Interim Report, 2000. <http://www.odot.state.or.us/tddresearch/>

ODOT Laboratory Manual of Test Procedures (ODOT TM313-95), 1998.

APPENDIX A

SOLVENT-FREE EMULSION SPECIAL PROVISIONS

12-22-00

**SOLVENT-FREE EMULSION RESEARCH TEST SECTIONS
SPECIAL PROVISIONS**

Instruction to spec writers - The following are additions to the 00735 boilerplate.

Some subsections, such as 00735.01, are already modified in the current boilerplate and therefore do not need a subsection heading added. A bold subsection heading is included here so you will know where the new text goes.

Others, such as 00735.02, are not modified by the current boilerplate, so you will have to include the subsection heading and the instruction to the reader.

In this document, bold text is instructions to *you* and should be deleted. If no bold instruction appears, just place the text in the appropriate subsection.

(00735.01 Abbreviations - Add the following.)

SFEAC - Solvent-Free Emulsified Asphalt Concrete

(Add the following.)

00735.02 Definitions - Add the following:

Solvent-Free Emulsified Asphalt Concrete (SFEAC) - A plant-mixed, uniformly coated mixture of solvent-free emulsified asphalt cement and graded aggregates.

Add the following subsection:

00735.04 SFEAC Test Section - ODOT is currently conducting a research project to evaluate the constructability and performance of EAC mixtures incorporating a solvent-free emulsified asphalt. This project includes a test section of approximately 2000 Mg of EAC mixture incorporating a solvent-free emulsified asphalt that will be compared with the standard EAC mixture placed on the remainder of the project. The SFEAC mixture will use the same aggregates and gradation as the standard EAC mixture. All other requirements for EAC apply to SFEAC except as noted in these special provisions.

Special handling, equipment modifications, and construction practices may be necessary during production and placement of the test section to provide a thorough evaluation of the SFEAC mixture. Lower than normal production rates should be anticipated for the SFEAC mixture. Have a representative of the emulsion supplier present during construction of the test section.

If directed, remove SFEAC mixture determined by the Engineer to be unsuitable for permanent pavement and replace with standard EAC.

Construct the test section in the wearing course at a time and location mutually agreed upon by the Engineer and Contractor.

(00735.11 Emulsified Asphalt) - Add the following:

00735.21 EAC Mixing Plant - Add the following paragraph to the end of this subsection:

The EAC mixing plant shall be capable of pumping emulsion directly from a delivery tanker, so as to allow the introduction of SFCMS-2 without the possibility of contamination from the standard emulsion in the Contractor's emulsion storage tank.

Add the following subsection:

00735.83 SFEAC Test Section - The quantities of SFEAC accepted will be measured on the mass basis according to 00190.10(b). No deduction will be made for the mass of SFCMS-2 used in the SFEAC.

There will be no separate measurement for removing unsuitable SFEAC when directed according to 00735.04.

EAC used to replace unsuitable SFEAC removed at the Engineer's direction, according to 00735.04, will be measured according to 00735.80.

(Add the following pay items under 00735.90. Re-letter if needed, depending on other added pay items.)

| <u>Pay Item</u> | <u>Unit of Measurement</u> |
|---|----------------------------|
| (g) Solvent-Free Emulsified Asphalt Concrete Mixture | Mg |
| (h) SFCMS-2 in Mixture | Mg |

Items (g) and (h) will include payment for all special handling, equipment modifications, or construction procedures required to construct SFEAC test sections, and for any lost production due to construction of the test section.

EAC used to replace unsuitable SFEAC removed at the Engineer's direction, according to 00735.04, will be paid for according to 00735.90.

There will be no separate payment for removing SFEAC determined by the Engineer to be unsuitable according to 00735.04, as this removal work will be considered incidental to the replacement material.

APPENDIX B

SOLVENT-FREE MIX DESIGN

| | | |
|--|------------------------------------|-------------------------------|
| Contract No.: C12514 | EA No.: CON01916 | Lab No.: 01-001779 |
| Project: TYGH VALLEY - JCT HWY 197 & OR-216 | | |
| Highway: THE DALLES - CALIFORNIA | County: WASCO | Data Sheet No.: NONE |
| Contractor: MC CAFFERTY-WHITTLE CONSTR. | | FA No.: X-STP-S004(48) |
| Project Manager: CARL MICKELSON | Org Unit: 4821 | Bid Item No.: NONE |
| Material Source: 33-083-4 DAVIS PIT | | Qty Represented: T |
| Sampled At: N/A | Sampled By: N/A | Witnessed By: N/A |
| DATE-Sampled: N/A | Received: | Tested: 01/ 5/31 |
| Type of Test: Contr. Cold Mix Design | Use: LEVEL 2 COARSE EAC MIX | Reported: |

CONTRACTOR BITUMINOUS MIX DESIGN REVIEW

| | |
|---|---|
| Mix Design Lab : Chris Hardwick & Assoc. | CMD Technician : Chris Hardwick |
| HMAC Supplier : McCafferty - Whittle | |
| Asphalt Brand : ALBINA | Asphalt Grade : SF-CMS-2Original Mix Design No. : 01-01779 |

This mix design is for use in a 2000 MG test section. This mix design incorporates solvent free CMS-2. It is identical in gradation and emulsion content to mix design 01-1683 with conventional CMS-2 emulsion. Chris Hardwick, the CMDT, commented that the mix took more effort to get coating with SF-CMS-2 and took about twice as long to cure. The IRS stripping tests were lower than with the conventional CMS-2 (64 vs. 75) but that is still well above the minimum acceptable test value of 40.

STOCKPILE PERCENTS

| |
|---------------------------|
| Aggregate Size : 12.5-2.0 |
| Percent Comb. : 100 |

JOB MIX FORMULA

| Sieve | % Pass | Paving Course | % Emulsion by Wt. of Dry Agg. (Pb) | Max. Specific Gravity (Gmm) |
|---------|--------|-----------------------|------------------------------------|-----------------------------|
| 31.5 mm | 100 | Wearing Course | 5.0 | 2.592 |
| 25.0 | 100 | | | |
| 19.0 | 100 | | | |
| 12.5 | 73 | | | |
| 6.3 | 23 | | | |
| 2.0 | 2 | | | |
| 425 μm | 1 | | | |
| 75 | 0.9 | % Mix Moisture : 1.00 | | |

Approved: Bruce M. Patterson 5-31-01

TM 301 = \$ 0.
\$

REMARKS:

Mix design DOES comply with mix design criteria.

TOTAL LAB CHARGES: \$ 0.00

REPORT SHALL NOT BE REPRODUCED, EXCEPT IN FULL, WITHOUT WRITTEN APPROVAL OF THIS LABORATORY.

01-1779

| | | | |
|---------------|--|----------|----------|
| Project: | Tygh Valley - Junction Hwy197 & OR 216 | Lab. No. | 01-0052 |
| Contract: | C 12,514 | Brand | Albina |
| Source: | Davis Pit - #33-083-4 | Grade | SF-CMS-2 |
| Mix Class | FAC - 19 mm to 0 | Percent | 5.0% |
| Sample # | 5 A | 5.5 A | |
| Agg. weight | 1720.0 | 1720.6 | |
| Water % | 1.0% | 1.0% | |
| Water weight | 17.2 | 17.2 | |
| Emulsion % | 5.0% | 5.5% | |
| Emulsion wt. | 86.0 | 94.6 | |
| Total weight | 1823.2 | 1832.4 | |
| Coating | 95% | 100% + | |
| Height | 101.4 | 100.8 | |
| Weight | 1752.8 | 1769.5 | |
| Bulk Sp Gr | 2.131 | 2.164 | |
| Strength/dry | 85 | 85 | |
| Sample # | 5 B | 5.5 B | |
| Agg. weight | 1719.7 | 1720.2 | |
| Water % | 1.0% | 1.0% | |
| Water weight | 17.2 | 17.2 | |
| Emulsion % | 5.0% | 5.5% | |
| Emulsion wt. | 86.0 | 94.6 | |
| Total weight | 1822.9 | 1832.0 | |
| Coating | 95% | 100% + | |
| Height | 101.5 | 100.3 | |
| Weight | 1759.7 | 1767.9 | |
| Bulk Sp Gr | 2.138 | 2.173 | |
| Strength/wet | 54 | 48 | |
| IRS = | 64% | 56% | |
| Date: 5/26/01 | Rice & voids | 2.592 | 18% |

Tested by: Chris Hardwick

APPENDIX C

SOLVENT-LOADED MIX DESIGN

| | | |
|---|------------------|--|
| Contract No.: C12514 | EA No.: CON01916 | Lab No.: 01-001683 |
| Project: TYGH VALLEY - JCT HWY 197 & OR-216 | | |
| Highway: THE DALLES - CALIFORNIA | County: WASCO | Data Sheet No.: NONE |
| Contractor: MC CAFFERTY-WHITTLE CONSTR. | | FA No.: X-STP-S004(48) |
| Project Manager: CARL MICKELSON | Org Unit: 4821 | Bid Item No.: NONE |
| Material Source: 33-083-4 DAVIS PIT | | Qty Represented: T |
| Sampled At: N/A | Sampled By: N/A | Witnessed By: N/A |
| DATE-Sampled: N/A | Received: | Tested: 01/ 5/23 |
| Type of Test: Contr. Cold Mix Design | | Reported: |
| | | Use: LEVEL 2 COARSE EAC MIX |

CONTRACTOR BITUMINOUS MIX DESIGN REVIEW

| | |
|--|---|
| Mix Design Lab : Chris Hardwick & Assoc. | CMD Technician : Chris Hardwick |
| HMAC Supplier : McCafferty-Whittle | |
| Asphalt Brand : ALBINA | Asphalt Grade : CMS-2S Original Mix Design No. : 01-01683 |

No apparent risk with the use of this mix design if the mix is produced and placed according to specifications. There is a 2000 MG test section on this project using mix from the same aggregate source and a solvent free emulsion.

STOCKPILE PERCENTS

| |
|---------------------------|
| Aggregate Size : 12.5-2.0 |
| Percent Comb. : 100 |

JOB MIX FORMULA

| Sieve | % Pass | Paving Course | % Emulsion by Wt. of Dry Agg. (Pb) | Max. Specific Gravity (Gmm) |
|---------|--------|-----------------------|------------------------------------|-----------------------------|
| 31.5 mm | 100 | Wearing Course | 5.0 | 2.588 |
| 25.0 | 100 | | | |
| 19.0 | 100 | | | |
| 12.5 | 73 | | | |
| 6.3 | 23 | | | |
| 2.0 | 2 | | | |
| 425 µm | 1 | % Mix Moisture : 1.00 | | |
| 75 | 0.9 | | | |

Approved: Duane M. Patterson 5-24-01

TM 301 =\$ 0.
\$

REMARKS:

Mix design DOES comply with mix design criteria.

TOTAL LAB CHARGES: \$ 0.00

REPORT SHALL NOT BE REPRODUCED, EXCEPT IN FULL, WITHOUT WRITTEN APPROVAL OF THIS LABORATORY.

01-1683

McCafferty Whittle Construction Company

EAC

JOB MIX FORMULA FOR AN OREGON DEPARTMENT OF TRANSPORTATION EMULSIFIED ASPHALT CONCRETE

| JOB MIX CONSTITUENT | METRIC SIZES | JOB MIX FORMULA TARGET VALUES | CRUSHING BAND LIMITS |
|----------------------------|--------------|-------------------------------|----------------------|
| One inch sieve | 25.0 mm | 100% | 100% to 100% |
| 3/4 inch sieve | 19.0 mm | 100% | 95% to 100% |
| 1/2 inch sieve | 12.5 mm | 73% | 70% to 90% |
| 1/4 inch sieve | 6.3 mm | 23% | 15% to 30% |
| Number 10 sieve | 2.0 mm | 2% | 0% to 7% |
| Number 200 sieve | 0.075 | 0.9% | 0% to 2% |
| DESIGN CRITERIA | | | |
| CMS-2S Asphalt Content | | 5.0% | |
| AIR VOIDS | | 16% | 15% to 30% |
| PERCENT COATING | | 95% | 90% Minimum |
| INDEX OF RETAINED STRENGTH | | 75 % | 40% Recommended |

SECTION: Tygh Valley - Jct Hwy 197 & OR 216

CONTRACT NO. C 12,514

PROJECT MANAGER: Carl Mickelson

SPEC NO.

| | | |
|--------------|---------------------|--|
| Date: | Job Mix Formula No. | Name & Card # of Certified Mix Design Technician |
| May 21, 2001 | 01-0051 | Chris Hardwick Card Number 397 |

| | | | | | | |
|---------------|--|--------|--------|---------------------------|----------|---------|
| Project: | Tygh Valley - Junction Hwy197 & OR 216 | | | | Lab. No. | 01-0051 |
| Contract: | C 12,514 | | | | Brand | Albina |
| Source: | Davis Pit - #33-083-4 | | | | Grade | CMS-2s |
| Mix Class | EAC - 19 mm to 0 | | | | Percent | 5.0% |
| Sample # | 4 A | 4.5 A | 5 A | 5.5 A | 5.0 Aw | |
| Agg. weight | 1750.0 | 1750.2 | 1750.1 | 1750.2 | 1750.0 | |
| Water % | 1.0% | 1.0% | 1.0% | 1.0% | 1.5% | |
| Water weight | 17.5 | 17.5 | 17.5 | 17.5 | 26.3 | |
| Emulsion % | 4.0% | 4.5% | 5.0% | 5.5% | 5.0% | |
| Emulsion wt. | 70.0 | 78.8 | 87.5 | 96.3 | 87.5 | |
| Total weight | 1837.5 | 1846.5 | 1855.1 | 1864.0 | 1863.8 | |
| Coating | 80% | 90% | 95% | 100% + | 955% | |
| Height | 100.2 | 99.4 | 101.9 | 101.8 | 100.7 | |
| Weight | 1718.4 | 1738.2 | 1773.2 | 1820.1 | 1767.5 | |
| Bulk Sp Gr | 2.115 | 2.156 | 2.146 | 2.205 | 2.164 | |
| Strength/dry | 90 | 92 | 122 | 108 | 98 | |
| Sample # | 4 B | 4.5 B | 5 B | 5.5 B | 5 Bw | |
| Agg. weight | 1752.2 | 1750.7 | 1750.0 | 1751.4 | 1750.5 | |
| Water % | 1.0% | 1.0% | 1.0% | 1.0% | 1.5% | |
| Water weight | 17.5 | 17.5 | 17.5 | 17.5 | 26.3 | |
| Emulsion % | 4.0% | 4.5% | 5.0% | 5.5% | 5.0% | |
| Emulsion wt. | 70.1 | 78.8 | 87.5 | 96.3 | 87.5 | |
| Total weight | 1839.8 | 1847.0 | 1855.0 | 1865.2 | 1864.3 | |
| Coating | 80% | 85% | 90% | 100% + | 95% | |
| Height | 102.7 | 101.1 | 102.5 | 102.1 | 98.7 | |
| Weight | 1788.3 | 1794.8 | 1816.8 | 1851.2 | 1784.4 | |
| Bulk Sp Gr | 2.147 | 2.189 | 2.185 | 2.236 | 2.229 | |
| Strength/wet | 38 | 76 | 92 | 104 | 88 | |
| IRS = | 42% | 83% | 75% | 96% | 90% | |
| Date: 5/20/01 | Rice & voids | 2.588 | 16% | Tested by: Chris Hardwick | | |

APPENDIX D

LABORATORY TEST RESULTS OF THE CORE SAMPLES

Solvent Loaded Emulsion Core Sampling - Wheel Path

| Sample | Mass in Air (g) | Weight (lbs) | Thickness (in) | Average Thickness (in) | Average Thickness (ft) | Diameter (in) | Diameter (ft) | Diameter ² /4 (sq ft) | Geometric Gmb | Load (lbs) | Indirect Tensile Strength (psi) | Core Appearance |
|----------------|-----------------|--------------|----------------|------------------------|------------------------|---------------|---------------|----------------------------------|---------------|------------|---------------------------------|-------------------------------------|
| 14 Day | | | | | | | | | | | | |
| 1 | 1109.80 | 2.45 | 3.10 | 3.05 | 3.06 | 3.96 | 0.33 | 0.03 | 1.80 | 159.00 | 8.35 | Good |
| 2 | 1106.70 | 2.44 | 3.10 | 3.10 | 3.10 | 3.96 | 0.33 | 0.03 | 1.77 | 197.00 | 10.21 | Good |
| 3 | 1130.40 | 2.49 | 3.10 | 3.10 | 3.11 | 3.96 | 0.33 | 0.03 | 1.80 | 220.00 | 11.36 | Good |
| 4 | 1089.60 | 2.40 | 3.10 | 3.10 | 3.10 | 3.96 | 0.33 | 0.03 | 1.74 | 265.00 | 13.74 | Good |
| 5 | 1146.00 | 2.53 | 3.15 | 3.20 | 3.18 | 3.96 | 0.33 | 0.03 | 1.79 | 189.00 | 9.57 | Good |
| 6 | 852.50 | 1.88 | 3.00 | 2.75 | 2.38 | 3.96 | 0.33 | 0.03 | 1.78 | 197.00 | 13.33 | Broken horizontal |
| 30 Day | | | | | | | | | | | | |
| 1 | 1579.80 | 3.48 | 4.10 | 4.24 | 4.08 | 3.96 | 0.33 | 0.03 | 1.88 | 537.00 | 20.72 | Some Voids |
| 2 | 1232.90 | 2.72 | 3.24 | 3.32 | 3.33 | 3.96 | 0.33 | 0.03 | 1.85 | 265.00 | 12.86 | Good |
| 3 | 1613.60 | 3.56 | 4.05 | 4.28 | 4.12 | 3.96 | 0.33 | 0.03 | 1.92 | 611.00 | 23.59 | Good |
| 4 | 1528.70 | 3.37 | 3.88 | 3.90 | 3.93 | 3.96 | 0.33 | 0.03 | 1.93 | 257.00 | 10.51 | Some Voids, pop-out on top |
| 5 | 1242.80 | 2.74 | 3.22 | 3.19 | 3.24 | 3.96 | 0.33 | 0.03 | 1.90 | 167.00 | 8.28 | Horizontal crack near bottom |
| 6 | 1588.80 | 3.46 | 4.08 | 4.02 | 3.98 | 3.96 | 0.33 | 0.03 | 1.94 | 280.00 | 11.21 | Voids on one side at mid-depth |
| 60 Day | | | | | | | | | | | | |
| 1 | 1219.40 | 2.69 | 3.23 | 3.35 | 3.21 | 3.96 | 0.33 | 0.03 | 1.85 | 379.00 | 18.64 | Some small voids |
| 2 | 1249.70 | 2.76 | 3.19 | 3.31 | 3.35 | 3.96 | 0.33 | 0.03 | 1.88 | 447.00 | 21.86 | Good |
| 3 | 1242.90 | 2.74 | 3.27 | 3.3 | 3.29 | 3.96 | 0.33 | 0.03 | 1.87 | 394.00 | 19.22 | Small piece missing from the bottom |
| 4 | 1245.90 | 2.75 | 3.31 | 3.23 | 3.31 | 3.96 | 0.33 | 0.03 | 1.89 | 409.00 | 20.09 | Oil on bottom |
| 5 | 1225.00 | 2.70 | 3.33 | 3.31 | 3.32 | 3.96 | 0.33 | 0.03 | 1.83 | 295.00 | 14.27 | Lower half, vertical separation |
| 6 | 1236.70 | 2.73 | 3.22 | 3.27 | 3.24 | 3.96 | 0.33 | 0.03 | 1.90 | 371.00 | 18.43 | Good |
| 180 Day | | | | | | | | | | | | |
| 1 | 1116.60 | 2.46 | 2.83 | 2.89 | 3.00 | 3.96 | 0.33 | 0.03 | 1.90 | 989 | 54.68 | Fair |
| 2 | 721.40 | 1.59 | 1.87 | 1.84 | 1.79 | 3.96 | 0.33 | 0.03 | 1.95 | 604 | 52.84 | Broke (uniform) |
| 3 | 1101.50 | 2.43 | 2.75 | 2.85 | 2.90 | 3.96 | 0.33 | 0.03 | 1.94 | 1033 | 59.04 | Good |
| 4 | 1227.30 | 2.71 | 3.20 | 3.16 | 3.19 | 3.96 | 0.33 | 0.03 | 1.91 | 1159 | 58.58 | Fair |
| 5 | 1140.10 | 2.51 | 3.08 | 3.09 | 2.98 | 3.96 | 0.33 | 0.03 | 1.90 | 1026 | 55.34 | Chipped on bottom |
| 6 | 1253.00 | 2.76 | 3.24 | 3.29 | 2.96 | 3.96 | 0.33 | 0.03 | 1.95 | 959 | 48.48 | Chipped on bottom |
| 360 Day | | | | | | | | | | | | |
| 1 | 1280.6 | 2.82 | 3.36 | 3.27 | 3.33 | 3.96 | 0.33 | 0.03 | 1.92 | 792.3 | 38.46 | Good |
| 2 | 1212.6 | 2.67 | 3.29 | 3.14 | 3.29 | 3.96 | 0.33 | 0.03 | 1.86 | 792.3 | 39.39 | Bottom was falling apart |
| 3 | 1154.5 | 2.55 | 3.29 | 3.50 | 3.33 | 3.96 | 0.33 | 0.03 | 1.70 | 750.6 | 35.85 | Bottom was missing some aggregate |
| 4 | 1294.8 | 2.86 | 3.30 | 3.25 | 3.23 | 3.96 | 0.33 | 0.03 | 1.97 | 959.1 | 47.37 | Good |
| 5 | 1353.8 | 2.99 | 3.47 | 3.46 | 3.45 | 3.96 | 0.33 | 0.03 | 1.94 | 695.0 | 32.34 | Good |
| 6 | 1248.7 | 2.75 | 3.17 | 3.24 | 3.21 | 3.96 | 0.33 | 0.03 | 1.93 | 597.7 | 29.95 | Good |

Solvent Loaded Emulsion Core Sampling - Center of Travel Lane

| Sample | Mass in Air (g) | Weight (lbs) | Thickness (in) | Average Thickness (in) | Average Thickness (ft) | Diameter (in) | Diameter (ft) | Diameter ² /4 (sq ft) | Geometric Gmb | Load (lbs) | Indirect Tensile Strength (psi) | Core Appearance |
|----------------|-----------------|--------------|----------------|------------------------|------------------------|---------------|---------------|----------------------------------|---------------|------------|---------------------------------|--|
| 14 Day | | | | | | | | | | | | |
| 1 | 1005.00 | 2.22 | 2.85 | 2.90 | 0.24 | 3.96 | 0.33 | 0.03 | 1.74 | 159.00 | 8.93 | Good |
| 2 | 954.90 | 2.11 | 2.85 | 2.50 | 0.23 | 3.96 | 0.33 | 0.03 | 1.70 | 144.00 | 8.30 | Horizontal crack - irregular core bottom |
| 3 | 825.60 | 1.82 | 2.60 | 2.30 | 0.20 | 3.96 | 0.33 | 0.03 | 1.71 | 129.00 | 8.64 | Horizontal crack - irregular core bottom |
| 4 | 1058.50 | 2.33 | 2.90 | 2.90 | 0.24 | 3.96 | 0.33 | 0.03 | 1.79 | 121.00 | 6.65 | Horizontal crack - irregular core bottom |
| 5 | 1116.40 | 2.46 | 3.00 | 3.10 | 0.25 | 3.96 | 0.33 | 0.03 | 1.81 | 204.00 | 10.75 | Fair - Small horizontal crack |
| 6 | 1112.70 | 2.45 | 3.00 | 3.00 | 0.25 | 3.96 | 0.33 | 0.03 | 1.83 | 174.00 | 9.28 | Fair - Small horizontal crack |
| 30 Day | | | | | | | | | | | | |
| 1 | 1432.80 | 3.16 | 3.66 | 3.79 | 0.31 | 3.96 | 0.33 | 0.03 | 1.89 | 492.00 | 21.01 | Visible Voids |
| 2 | 1216.20 | 2.68 | 3.19 | 3.29 | 0.27 | 3.96 | 0.33 | 0.03 | 1.84 | 250.00 | 12.27 | Good |
| 3 | 1227.20 | 2.71 | 3.13 | 3.28 | 0.27 | 3.96 | 0.33 | 0.03 | 1.89 | 250.00 | 12.48 | Good |
| 4 | 1151.30 | 2.54 | 3.37 | 3.25 | 0.26 | 3.96 | 0.33 | 0.03 | 1.82 | 114.00 | 5.85 | Chunk out of the lower half |
| 5 | 1249.90 | 2.76 | 3.30 | 3.35 | 0.27 | 3.96 | 0.33 | 0.03 | 1.89 | 174.00 | 8.51 | Voids at mid-depth |
| 6 | 1264.10 | 2.79 | 3.28 | 3.33 | 0.28 | 3.96 | 0.33 | 0.03 | 1.89 | 204.00 | 9.91 | Voids along top half |
| 60 Day | | | | | | | | | | | | |
| 1 | 656.90 | 1.45 | 2.08 | 2.03 | 0.16 | 3.96 | 0.33 | 0.03 | 1.73 | 326.00 | 27.84 | Very Short |
| 2 | 1228.90 | 2.71 | 3.45 | 3.28 | 0.28 | 3.96 | 0.33 | 0.03 | 1.78 | 507.00 | 23.85 | Bottom 1/2", very oily |
| 3 | 1217.00 | 2.68 | 3.35 | 3.26 | 0.27 | 3.96 | 0.33 | 0.03 | 1.86 | 591.00 | 29.25 | Good |
| 4 | 1711.70 | 3.77 | 4.39 | 4.35 | 0.36 | 3.96 | 0.33 | 0.03 | 1.96 | 803.00 | 29.74 | Tail Sample |
| 5 | 1256.00 | 2.77 | 3.32 | 3.48 | 0.29 | 3.96 | 0.33 | 0.03 | 1.82 | 507.00 | 23.81 | Good |
| 6 | 1163.90 | 2.57 | 2.99 | 3.22 | 0.25 | 3.96 | 0.33 | 0.03 | 1.89 | 500.00 | 26.29 | Good |
| 180 Day | | | | | | | | | | | | |
| 1 | 1198.20 | 2.64 | 3.11 | 3.27 | 0.27 | 3.96 | 0.33 | 0.03 | 1.84 | 759.00 | 37.71 | Fair |
| 2 | 1138.30 | 2.51 | 3.03 | 2.93 | 0.24 | 3.96 | 0.33 | 0.03 | 1.94 | 870.00 | 48.14 | Chipped at bottom |
| 3 | 1163.70 | 2.57 | 3.08 | 2.81 | 0.24 | 3.96 | 0.33 | 0.03 | 1.99 | 1003.00 | 55.55 | Chipped at bottom |
| 4 | 1162.50 | 2.56 | 3.27 | 2.98 | 0.26 | 3.96 | 0.33 | 0.03 | 1.88 | 900.00 | 47.08 | Chipped at bottom |
| 5 | 1064.70 | 2.35 | 2.89 | 2.78 | 0.24 | 3.96 | 0.33 | 0.03 | 1.86 | 907.00 | 51.47 | Chipped at bottom |
| 6 | 1209.80 | 2.67 | 2.89 | 3.12 | 0.26 | 3.96 | 0.33 | 0.03 | 1.93 | 974.00 | 50.42 | Fair |
| 360 Day | | | | | | | | | | | | |
| 1 | 1276.50 | 2.81 | 3.25 | 3.24 | 0.27 | 3.96 | 0.33 | 0.03 | 1.93 | 834.00 | 40.81 | Good |
| 2 | 1273.30 | 2.81 | 3.36 | 3.35 | 0.28 | 3.96 | 0.33 | 0.03 | 1.90 | 736.70 | 35.60 | Good |
| 3 | 1293.50 | 2.85 | 3.30 | 3.33 | 0.28 | 3.96 | 0.33 | 0.03 | 1.93 | 820.10 | 39.65 | Good |
| 4 | 1324.00 | 2.92 | 3.41 | 3.40 | 0.28 | 3.96 | 0.33 | 0.03 | 1.93 | 861.80 | 40.70 | Good |
| 5 | 1311.70 | 2.89 | 3.32 | 3.45 | 0.28 | 3.96 | 0.33 | 0.03 | 1.93 | 820.10 | 39.04 | Good |
| 6 | 1202.30 | 2.65 | 3.26 | 3.34 | 0.27 | 3.96 | 0.33 | 0.03 | 1.82 | 667.20 | 32.72 | Bottom of Core was falling apart. |

Solvent Free Emulsion Core Sampling - Wheel Path

| Sample | Mass in Air (g) | Weight (lbs) | Thickness (in) | Average Thickness (in) | Diameter (in) | Diameter (ft) | Diameter ² /4 (sq ft) | Geometric Grmb | Load (lbs) | Indirect Tensile Strength (psi) | Core Appearance |
|----------------|-----------------|--------------|----------------|------------------------|---------------|---------------|----------------------------------|----------------|------------|---------------------------------|------------------------------------|
| 14 Day | 1 | 806.50 | 1.78 | 2.20 | 2.28 | 0.19 | 0.03 | 1.76 | 121 | 8.55 | Horizontal cracking |
| | 2 | 662.70 | 1.46 | 2.20 | 2.03 | 0.17 | 0.03 | 1.62 | 53 | 4.21 | Vertical crack: core broke in mold |
| | 3 | 822.20 | 1.81 | 2.45 | 2.43 | 0.20 | 0.03 | 1.68 | 148 | 9.81 | Good |
| | 4 | 797.50 | 1.76 | 2.00 | 2.30 | 0.18 | 0.03 | 1.80 | 167 | 12.20 | Horizontal cracking |
| | 5 | 812.20 | 1.79 | 2.25 | 2.30 | 0.19 | 0.03 | 1.76 | 144 | 10.12 | Good |
| | 6 | 808.00 | 1.78 | 2.30 | 2.25 | 0.19 | 0.03 | 1.77 | 197 | 14.00 | Good |
| 30 Day | 1 | 946.60 | 2.09 | 2.44 | 2.50 | 0.21 | 0.03 | 1.88 | 325.7 | 20.96 | Good |
| | 2 | 952.10 | 2.10 | 2.50 | 2.51 | 0.21 | 0.03 | 1.86 | 355.8 | 22.54 | Good |
| | 3 | 955.60 | 2.11 | 2.61 | 2.58 | 0.21 | 0.03 | 1.84 | 235 | 14.67 | Diagonal Vertical Crack |
| | 4 | 920.50 | 2.03 | 2.51 | 2.47 | 0.21 | 0.03 | 1.82 | 204 | 13.09 | Good |
| | 5 | 946.20 | 2.09 | 2.43 | 2.50 | 0.20 | 0.03 | 1.92 | 136 | 8.94 | Good |
| | 6 | 947.10 | 2.09 | 2.48 | 2.51 | 0.21 | 0.03 | 1.89 | 182 | 11.75 | Horizontal Crack at mid-depth |
| 60 Day | 1 | 942.50 | 2.08 | 2.50 | 2.45 | 0.20 | 0.03 | 1.91 | 288 | 18.90 | Good |
| | 2 | 960.10 | 2.12 | 2.56 | 2.57 | 0.21 | 0.03 | 1.85 | 424 | 26.52 | Good |
| | 3 | 915.70 | 2.02 | 2.49 | 2.45 | 0.21 | 0.03 | 1.83 | 295 | 19.12 | Good |
| | 4 | 940.80 | 2.07 | 2.44 | 2.46 | 0.21 | 0.03 | 1.87 | 356 | 23.00 | Good |
| | 5 | 938.60 | 2.07 | 2.49 | 2.49 | 0.21 | 0.03 | 1.84 | 348 | 22.15 | Good |
| | 6 | 931.70 | 2.05 | 2.51 | 2.43 | 0.21 | 0.03 | 1.86 | 379 | 24.54 | Good |
| 180 Day | 1 | 956.70 | 2.11 | 2.51 | 2.56 | 0.21 | 0.03 | 1.88 | 863 | 54.88 | Fair |
| | 2 | 964.30 | 2.13 | 2.54 | 2.56 | 0.21 | 0.03 | 1.88 | 855 | 54.05 | Fair |
| | 3 | 953.10 | 2.10 | 2.47 | 2.53 | 0.21 | 0.03 | 1.90 | 833 | 53.88 | Fair |
| | 4 | 943.90 | 2.08 | 2.33 | 2.48 | 0.20 | 0.03 | 1.93 | 915 | 60.59 | Fair |
| | 5 | 959.50 | 2.12 | 2.55 | 2.42 | 0.20 | 0.03 | 1.94 | 907 | 59.33 | Fair |
| | 6 | 962.30 | 2.12 | 2.42 | 2.39 | 0.20 | 0.03 | 1.95 | 781 | 51.35 | Good |
| 360 Day | 1 | 962.70 | 2.12 | 2.52 | 2.45 | 0.21 | 0.03 | 1.91 | 542 | 34.95 | Good |
| | 2 | 929.20 | 2.05 | 2.52 | 2.51 | 0.21 | 0.03 | 1.84 | 472.6 | 30.40 | Good |
| | 3 | 896.50 | 1.98 | 2.45 | 2.29 | 0.20 | 0.03 | 1.87 | 583.3 | 39.43 | Good |
| | 4 | 925.60 | 2.04 | 2.48 | 2.44 | 0.21 | 0.03 | 1.86 | 569.9 | 37.19 | Small piece missing-bottom |
| | 5 | 926.70 | 2.04 | 2.36 | 2.38 | 0.20 | 0.03 | 1.89 | 417 | 27.56 | Good |
| | 6 | 934.90 | 2.06 | 2.43 | 2.43 | 0.20 | 0.03 | 1.91 | 472.6 | 31.25 | Good |

Solvent Free Emulsion Core Sampling - Center of Travel Lane

| Sample | Mass in Air (g) | Weight (lbs) | Thickness (in) | Average Thickness (in) | Average Thickness (ft) | Diameter (in) | Diameter (ft) | Diameter ² /4 (sq ft) | Geometric Gmb | Load (lbs) | Indirect Tensile Strength (psi) | Core Appearance |
|----------------|-----------------|--------------|----------------|------------------------|------------------------|---------------|---------------|----------------------------------|---------------|------------|---------------------------------|----------------------------------|
| 14 Day | | | | | | | | | | | | |
| 1 | 765.00 | 1.69 | 2.10 | 2.10 | 2.11 | 0.18 | 3.96 | 0.33 | 1.80 | 136 | 10.35 | Fair - Small pop out on one side |
| 2 | 776.60 | 1.71 | 2.30 | 2.00 | 2.13 | 0.18 | 3.96 | 0.33 | 1.81 | 144 | 10.89 | Small vertical cracks |
| 3 | 780.10 | 1.72 | 2.20 | 2.10 | 2.15 | 0.18 | 3.96 | 0.33 | 1.80 | 125 | 9.35 | Fair - Small vertical cracks |
| 4 | 795.00 | 1.75 | 2.15 | 2.15 | 2.15 | 0.18 | 3.96 | 0.33 | 1.83 | 178 | 13.31 | Good |
| 5 | 797.70 | 1.76 | 2.15 | 2.20 | 2.14 | 0.18 | 3.96 | 0.33 | 1.85 | 204 | 15.34 | Slightly irregular core bottom |
| 6 | 798.50 | 1.76 | 2.10 | 2.10 | 2.08 | 0.17 | 3.96 | 0.33 | 1.91 | 250 | 19.37 | Good |
| 30 Day | | | | | | | | | | | | |
| 1 | 931.00 | 2.05 | 2.50 | 2.65 | 2.60 | 0.22 | 3.96 | 0.33 | 1.78 | 318 | 19.66 | Good |
| 2 | 1269.50 | 2.80 | 2.94 | 3.12 | 3.09 | 0.26 | 3.96 | 0.33 | 2.05 | 730 | 38.25 | Good |
| 3 | 912.70 | 2.01 | 2.44 | 2.65 | 2.47 | 0.21 | 3.96 | 0.33 | 1.83 | 326 | 21.22 | Pop-out of bottom |
| 4 | 1288.10 | 2.84 | 3.25 | 3.34 | 3.28 | 0.27 | 3.96 | 0.33 | 1.95 | 678 | 33.28 | Good |
| 5 | 894.20 | 1.97 | 2.36 | 2.28 | 2.38 | 0.20 | 3.96 | 0.33 | 1.86 | 227 | 15.35 | Small pop-out on bottom |
| 6 | 912.90 | 2.01 | 2.43 | 2.33 | 2.19 | 0.19 | 3.96 | 0.33 | 1.97 | 212 | 14.80 | Pop-out on bottom |
| 60 Day | | | | | | | | | | | | |
| 1 | 894.5 | 1.97 | 2.49 | 2.42 | 2.38 | 0.20 | 3.96 | 0.33 | 1.86 | 416 | 28.07 | Good |
| 2 | 870.8 | 1.92 | 2.46 | 2.49 | 2.49 | 0.21 | 3.96 | 0.33 | 1.96 | 500 | 32.28 | Separation on bottom half |
| 3 | 956.3 | 2.11 | 2.46 | 2.40 | 2.42 | 0.20 | 3.96 | 0.33 | 1.73 | 538 | 35.70 | Sample was damp |
| 4 | 954.2 | 2.10 | 2.37 | 2.46 | 2.45 | 0.20 | 3.96 | 0.33 | 1.93 | 575 | 37.69 | Good. Damp on one side |
| 5 | 927.6 | 2.05 | 2.38 | 2.16 | 2.59 | 0.20 | 3.96 | 0.33 | 1.91 | 553 | 36.92 | Good |
| 6 | 921 | 2.03 | 2.29 | 2.42 | 2.48 | 0.20 | 3.96 | 0.33 | 1.89 | 644 | 42.82 | Half was damp |
| 180 Day | | | | | | | | | | | | |
| 1 | 1000.20 | 2.21 | 2.55 | 2.41 | 2.51 | 0.21 | 3.96 | 0.33 | 1.98 | 959 | 61.41 | Good |
| 2 | 1023.70 | 2.26 | 2.50 | 2.46 | 2.52 | 0.21 | 3.96 | 0.33 | 2.01 | 1048 | 66.85 | Fair |
| 3 | 983.50 | 2.17 | 2.53 | 2.22 | 2.48 | 0.20 | 3.96 | 0.33 | 2.00 | 893 | 58.89 | Chipped on both sides |
| 4 | 1004.70 | 2.22 | 2.54 | 2.58 | 2.52 | 0.21 | 3.96 | 0.33 | 1.97 | 1077 | 68.63 | Good |
| 5 | 990.50 | 2.18 | 2.42 | 2.52 | 2.47 | 0.21 | 3.96 | 0.33 | 1.99 | 841 | 54.73 | Good |
| 6 | 1002.70 | 2.21 | 2.54 | 2.41 | 2.53 | 0.21 | 3.96 | 0.33 | 1.99 | 863 | 55.49 | Fair |
| 360 Day | | | | | | | | | | | | |
| 1 | 1375.6 | 3.03 | 3.54 | 3.38 | 3.41 | 0.28 | 3.96 | 0.33 | 2.00 | 959.1 | 45.26 | Good |
| 2 | 1017.1 | 2.24 | 2.59 | 2.49 | 2.55 | 0.21 | 3.96 | 0.33 | 1.97 | 625.5 | 39.36 | Good |
| 3 | 1029.0 | 2.27 | 2.64 | 2.56 | 2.58 | 0.22 | 3.96 | 0.33 | 1.96 | 736.7 | 45.42 | Good |
| 4 | 1018.1 | 2.24 | 2.60 | 2.57 | 2.56 | 0.21 | 3.96 | 0.33 | 1.97 | 667.2 | 41.87 | Good |
| 5 | 1011.1 | 2.23 | 2.55 | 2.60 | 2.53 | 0.21 | 3.96 | 0.33 | 1.95 | 528.2 | 33.06 | Good |
| 6 | 1003.0 | 2.21 | 2.55 | 2.57 | 2.52 | 0.21 | 3.96 | 0.33 | 1.97 | 514.3 | 32.79 | Good |

APPENDIX E

**LABORATORY TEST RESULTS
OF THE
LABORATORY COMPACTED SAMPLES**

TYGH VALLEY EAC RESEARCH

St=2P/(3.1416*t*d) in inches

St = TENSILE STRENGTH

P = MAXIMUM LOAD

t = SPECIMEN THICKNESS

d = SPECIMEN DIAMETER

CURE TIME IN DAYS

| <u>SAMPLE NO</u> | <u>P</u> | <u>t</u> | <u>d</u> | <u>St</u> | <u>MASS</u> | <u>Ht</u> | <u>Gmb</u> | <u>Gmm</u> | <u>Va</u> | <u>CURE</u> | <u>Ave Va</u> | <u>Ave P</u> | <u>Ave St</u> |
|-------------------|------------|--------------|----------|-----------------|---------------|-------------|-----------------|--------------|-------------|-------------|---------------|--------------|---------------|
| 1 SFCMS-2 | 586 | 2.68 | 4 | 34.80022 | 1116.8 | 68.1 | 2.022 | 2.659 | 23.9 | 7 | 22.4 | 596 | 35.89282 |
| 2 SFCMS-2 | 654 | 2.62 | 4 | 39.72790 | 1122.3 | 66.5 | 2.081 | 2.659 | 21.7 | 7 | | | |
| 3 SFCMS-2 | 643 | 2.66 | 4 | 38.47233 | 1122.0 | 67.6 | 2.047 | 2.659 | 23.0 | 7 | | | |
| 4 SFCMS-2 | 598 | 2.67 | 4 | 35.64586 | 1117.3 | 67.1 | 2.053 | 2.659 | 22.8 | 7 | | | |
| 5 SFCMS-2 | 553 | 2.60 | 4 | 33.85095 | 1126.2 | 66.0 | 2.104 | 2.659 | 20.9 | 7 | | | |
| 6 SFCMS-2 | 543 | 2.63 | 4 | 32.85967 | 1122.7 | 66.8 | 2.073 | 2.659 | 22.1 | 7 | | | |
| F S 3 - 10 | 337 | 2.429 | 4 | 22.08114 | 1033.1 | 61.7 | 2.064896 | 2.745 | 24.8 | 30 | | | |
| 7 CMS-2S | 427 | 2.68 | 4 | 25.35784 | 1126.7 | 68.1 | 2.040 | 2.639 | 22.7 | 7 | 23.3 | 447 | 26.46249 |
| 8 CMS-2S | 450 | 2.71 | 4 | 26.42788 | 1126.3 | 68.8 | 2.019 | 2.639 | 23.5 | 7 | | | |
| 9 CMS-2S | 493 | 2.69 | 4 | 29.16848 | 1120.2 | 68.3 | 2.023 | 2.639 | 23.4 | 7 | | | |
| 10 CMS-2S | 416 | 2.69 | 4 | 24.61275 | 1112.7 | 68.3 | 2.009 | 2.639 | 23.9 | 7 | | | |
| 11 CMS-2S | 442 | 2.67 | 4 | 26.34694 | 1122.3 | 67.8 | 2.041 | 2.639 | 22.6 | 7 | | | |
| 12 CMS-2S | 454 | 2.69 | 4 | 26.86103 | 1115.7 | 68.3 | 2.015 | 2.639 | 23.7 | 7 | | | |
| 13 SFCMS-2 | 646 | 2.68 | 4 | 38.34760 | 1125.1 | 68.1 | 2.037 | 2.659 | 23.4 | 30 | 24.1 | 629.8333 | 37.26324 |
| 14 SFCMS-2 | 554 | 2.71 | 4 | 32.55174 | 1114.1 | 68.8 | 1.997 | 2.659 | 24.9 | 30 | | | |
| 15 SFCMS-2 | 668 | 2.66 | 4 | 39.94686 | 1113.6 | 67.6 | 2.032 | 2.659 | 23.6 | 30 | | | |
| 16 SFCMS-2 | 610 | 2.70 | 4 | 35.89434 | 1119.2 | 68.7 | 2.009 | 2.659 | 24.4 | 30 | | | |
| 17 SFCMS-2 | 700 | 2.69 | 4 | 41.37088 | 1120.3 | 68.4 | 2.020 | 2.659 | 24.0 | 30 | | | |
| 18 SFCMS-2 | 601 | 2.70 | 4 | 35.46800 | 1119.3 | 68.5 | 2.015 | 2.659 | 24.2 | 30 | | | |

| | | | | | | | | | | | | | | |
|----|---------|-----|------|---|----------|--------|------|-------|-------|------|-----|------|----------|----------|
| 19 | CMS-2S | 540 | 2.73 | 4 | 31.50020 | 1126.6 | 69.3 | 2.005 | 2.639 | 24.0 | 30 | 23.6 | 571.1667 | 33.62738 |
| 20 | CMS-2S | 534 | 2.71 | 4 | 31.37658 | 1126.5 | 68.8 | 2.019 | 2.639 | 23.5 | 30 | | | |
| 21 | CMS-2S | 491 | 2.72 | 4 | 28.68324 | 1119.9 | 69.2 | 1.996 | 2.639 | 24.4 | 30 | | | |
| 22 | CMS-2S | 617 | 2.70 | 4 | 36.30624 | 1121.0 | 68.7 | 2.012 | 2.639 | 23.7 | 30 | | | |
| 23 | CMS-2S | 645 | 2.69 | 4 | 38.17612 | 1124.3 | 68.3 | 2.030 | 2.639 | 23.1 | 30 | | | |
| 24 | CMS-2S | 600 | 2.67 | 4 | 35.72188 | 1124.8 | 67.9 | 2.043 | 2.639 | 22.6 | 30 | | | |
| 25 | SFCMS-2 | 591 | 2.68 | 4 | 35.09715 | 1126.3 | 68.1 | 2.040 | 2.659 | 23.3 | 60 | 24.3 | 603.3333 | 35.44929 |
| 26 | SFCMS-2 | 620 | 2.69 | 4 | 36.68247 | 1120.3 | 68.3 | 2.022 | 2.659 | 24.0 | 60 | | | |
| 27 | SFCMS-2 | 639 | 2.80 | 4 | 36.32135 | 1124.3 | 71.1 | 1.950 | 2.659 | 26.7 | 60 | | | |
| 28 | SFCMS-2 | 583 | 2.70 | 4 | 34.36560 | 1116.3 | 68.6 | 2.007 | 2.659 | 24.5 | 60 | | | |
| 29 | SFCMS-2 | 614 | 2.69 | 4 | 36.32747 | 1126.1 | 68.3 | 2.033 | 2.659 | 23.6 | 60 | | | |
| 30 | SFCMS-2 | 573 | 2.69 | 4 | 33.90170 | 1119.2 | 68.3 | 2.020 | 2.659 | 24.0 | 60 | | | |
| 31 | CMS-2S | 522 | 2.71 | 4 | 30.65634 | 1120.3 | 68.8 | 2.007 | 2.639 | 23.9 | 60 | 23.7 | 599.5 | 35.39099 |
| 32 | CMS-2S | 590 | 2.72 | 4 | 34.52250 | 1122.4 | 69.1 | 2.003 | 2.639 | 24.1 | 60 | | | |
| 33 | CMS-2S | 624 | 2.68 | 4 | 37.05689 | 1118.7 | 68.1 | 2.027 | 2.639 | 23.2 | 60 | | | |
| 34 | CMS-2S | 628 | 2.68 | 4 | 37.29443 | 1118.9 | 68.1 | 2.027 | 2.639 | 23.2 | 60 | | | |
| 35 | CMS-2S | 616 | 2.70 | 4 | 36.31082 | 1118.5 | 68.6 | 2.011 | 2.639 | 23.8 | 60 | | | |
| 36 | CMS-2S | 617 | 2.69 | 4 | 36.50497 | 1114.7 | 68.3 | 2.012 | 2.639 | 23.8 | 60 | | | |
| 37 | SFCMS-2 | 742 | 2.71 | 4 | 43.57664 | 1121.9 | 68.8 | 2.010 | 2.659 | 24.4 | 180 | 23.6 | 770.3333 | 45.50278 |
| 38 | SFCMS-2 | 805 | 2.68 | 4 | 47.80576 | 1122.3 | 68.1 | 2.033 | 2.659 | 23.5 | 180 | | | |
| 39 | SFCMS-2 | 774 | 2.68 | 4 | 45.96479 | 1129.8 | 68.1 | 2.047 | 2.659 | 23.0 | 180 | | | |
| 40 | SFCMS-2 | 681 | 2.71 | 4 | 39.99419 | 1132.7 | 68.8 | 2.029 | 2.659 | 23.7 | 180 | | | |
| 41 | SFCMS-2 | 833 | 2.69 | 4 | 49.28467 | 1126.2 | 68.3 | 2.033 | 2.659 | 23.6 | 180 | | | |
| 42 | SFCMS-2 | 787 | 2.70 | 4 | 46.39061 | 1131.8 | 68.6 | 2.035 | 2.659 | 23.5 | 180 | | | |
| 43 | CMS-2S | 801 | 2.67 | 4 | 47.74637 | 1122.6 | 67.8 | 2.041 | 2.639 | 22.6 | 180 | 23.6 | 742.6667 | 43.76925 |
| 44 | CMS-2S | 702 | 2.72 | 4 | 41.07592 | 1120.1 | 69.1 | 1.999 | 2.639 | 24.2 | 180 | | | |
| 45 | CMS-2S | 715 | 2.69 | 4 | 42.30317 | 1123.1 | 68.3 | 2.027 | 2.639 | 23.2 | 180 | | | |
| 46 | CMS-2S | 783 | 2.70 | 4 | 46.15483 | 1122.9 | 68.6 | 2.019 | 2.639 | 23.5 | 180 | | | |
| 47 | CMS-2S | 666 | 2.73 | 4 | 38.82672 | 1120.6 | 69.3 | 1.993 | 2.639 | 24.5 | 180 | | | |
| 48 | CMS-2S | 789 | 2.70 | 4 | 46.50850 | 1122.8 | 68.6 | 2.019 | 2.639 | 23.5 | 180 | | | |
| 49 | SFCMS-2 | 891 | 2.64 | 4 | 53.71467 | 1126.2 | 67.1 | 2.071 | 2.659 | 22.1 | 360 | 23.0 | 810.6667 | 48.42436 |

| | | | | | | | | | | | |
|----|---------|-----|------|---|----------|--------|------|-------|----------|----------|-----|
| 50 | SFCMS-2 | 772 | 2.68 | 4 | 45.84602 | 1123.3 | 68.1 | 2.035 | 2.659 | 23.5 | 360 |
| 51 | SFCMS-2 | 850 | 2.67 | 4 | 50.66719 | 1121.8 | 67.8 | 2.040 | 2.659 | 23.3 | 360 |
| 52 | SFCMS-2 | 786 | 2.63 | 4 | 47.56483 | 1118.9 | 66.8 | 2.066 | 2.659 | 22.3 | 360 |
| 53 | SFCMS-2 | 841 | 2.69 | 4 | 49.75799 | 1124.3 | 68.3 | 2.029 | 2.659 | 23.7 | 360 |
| 54 | SFCMS-2 | 724 | 2.68 | 4 | 42.99549 | 1127.4 | 68.1 | 2.042 | 2.659 | 23.2 | 360 |
| 55 | CMS-2S | 691 | 2.68 | 4 | 41.03575 | 1127.4 | 68.1 | 2.042 | 2.639 | 22.6 | 360 |
| 56 | CMS-2S | 824 | 2.66 | 4 | 49.30202 | 1119.2 | 67.6 | 2.043 | 2.639 | 22.6 | 360 |
| 57 | CMS-2S | 863 | 2.65 | 4 | 51.83034 | 1126.3 | 67.3 | 2.064 | 2.639 | 21.8 | 360 |
| 58 | CMS-2S | 717 | 2.68 | 4 | 42.57979 | 1124.7 | 68.1 | 2.038 | 2.639 | 22.8 | 360 |
| 59 | CMS-2S | 715 | 2.70 | 4 | 42.14649 | 1125.4 | 68.6 | 2.024 | 2.639 | 23.3 | 360 |
| 60 | CMS-2S | 785 | 2.69 | 4 | 46.44474 | 1127.9 | 68.3 | 2.036 | 2.639 | 22.9 | 360 |
| | | | | | | | | 22.7 | 765.8333 | 45.55652 | |

APPENDIX F

SOLVENT-FREE EMULSION BINDER TEST RESULTS

MATERIALS LABORATORY
800 AIRPORT RD. SE SALEM, OR 97301-4798

(503)986-3100
FAX(503)986-3096

| | | |
|--|---------------------------------------|-------------------------------|
| Contract No.: C12514 | EA No.: CON01916 | Lab No.: 01-001749 |
| Project: TYGH VALLEY - JCT HWY 197 & OR-216 | | |
| Highway: THE DALLES - CALIFORNIA | County: WASCO | Data Sheet No.: None |
| Contractor: MC CAFFERTY-WHITTLE CONSTR. | | FA No.: X-STP-S004(48) |
| Project Manager: CARL MICKELSON | Org Unit: 4821 | Bid Item No.: 300 |
| Submitted By: CHRIS HARDWICK | Org Unit: CHA | Sample No.: 2001-1 |
| Material Source: ALBINA ASPHALT | | Qty Represented: |
| Sampled At: PLANT | Sampled By: | Witnessed By: |
| DATE-Sampled: | Received: 01/ 5/25 | Tested: 01/ 5/31 |
| Type of Test: MIX DESIGN | Reported: | |
| | Use: SOLVENT-FREE EAC EMULSION | |

PETROLEUM LAB REPORT

Material Type : EMULSION
Brand : ALBINA **Grade:** SFCMS-2 **Lot No. :** **Sub-Lot No. :**

| Method | Test Description | Results |
|--------|--------------------------------|-----------|
| T 49 | Penetration @ 25C | 140 mm/10 |
| T 51 | Ductility @ 25C | > 149 cm |
| T 44 | Solubility | 99.80 % |
| T 59 | Emulsion Distillation @ 260C | 69.5 % |
| T 59 | Emulsion Distillation % Oil | 0.4 % |
| T 59 | Emulsion Sieve Test % Retained | Trace |
| T 59 | Saybolt Viscosity @ 50C | 630 SFS |

| | | |
|-------------------|---|--|
| 419A =\$ 0. | REMARKS: Material represented by sample is for INFORMATION ONLY. * * | TOTAL CHARGES: \$ 0.00 |
|-------------------|---|--|

REPORT SHALL NOT BE REPRODUCED, EXCEPT IN FULL, WITHOUT WRITTEN APPROVAL OF THIS LABORATORY.

C: FILES ; PROJ MGR: CARL MICKELSON ; RAS 4 ; ALBINA ASPHALT ; MC CAFFERTY-WHITTLE CONSTR.

| | | | |
|---|-----------------------------|---------------------------------------|------------------|
| Contract No.: | EA No.: 01SRF391 000 | Lab No.: | 01-002044 |
| Project: RESEARCH PROJECT - TYGH VALLEY - JCT HWY 197 & OR-216 | | | |
| Highway: THE DALLES - CALIFORNIA | County: WASCO | Data Sheet No.: F7892 081 | |
| Contractor: MC CAFFERTY-WHITTLE CONSTR. | | FA No.: X-STP-S004(48) | |
| Project Manager: CARL MICKELSON | Org Unit: 4821 | Bid Item No.: | |
| Submitted By: ANDREW GRIFFITH | Org Unit: 6450 | Sample No.: # 2 | |
| Material Source: ALBINA ASPHALT | | Qty Represented: | |
| Sampled At: DAVIS PIT MP 32.4 | Sampled By: | Witnessed By: | |
| DATE-Sampled: 01/ 6/ 1 | Received: 01/ 6/ 6 | Tested: 01/ 6/ 20 | Reported: |
| Type of Test: COMPLIANCE | | Use: SOLVENT FREE EAC PAVEMENT | |

PETROLEUM LAB REPORT

Material Type : EMULSION
Brand : ALBINA **Grade:** SF CMS-2 **Lot No. :** **Sub-Lot No. :**

| Method | Test Description | Results |
|--------|--------------------------------|-----------|
| T 49 | Penetration @ 25C | 111 mm/10 |
| T 51 | Ductility @ 25C | > 50 cm |
| T 59 | Emulsion Distillation @ 260C | 68.2 % |
| T 59 | Emulsion Distillation % Oil | 0.5 % |
| T 59 | Emulsion Sieve Test % Retained | Trace |
| T 59 | Saybolt Viscosity @ 50C | 701 SFS |

| | | | | |
|---|--------|-----------------|--------------------------|-------------|
| 419A | =\$ 0. | REMARKS: | TOTAL CHARGES: \$ | 0.00 |
| Material represented by sample is for INFORMATION ONLY. * * | | | | |

REPORT SHALL NOT BE REPRODUCED, EXCEPT IN FULL, WITHOUT WRITTEN APPROVAL OF THIS LABORATORY.

C: FILES ; PROJ MGR: CARL MICKELSON ; MC CAFFERTY-WHITTLE CONSTR. ; ANDREW GRIFFITH - RESEARCH UNIT ; ALBINA ASPHALT
 ; ANDREW GRIFFITH - RESEARCH

| | | | |
|---|-----------------------------|---------------------------------------|------------------|
| Contract No.: | EA No.: 01SRF391 000 | Lab No.: | 01-002045 |
| Project: RESEARCH PROJECT - TYGH VALLEY - JCT HWY 197 & OR-216 | | | |
| Highway: THE DALLES - CALIFORNIA | County: WASCO | Data Sheet No.: F7892 081 | |
| Contractor: MC CAFFERTY-WHITTLE CONSTR. | | FA No.: X-STP-S004(48) | |
| Project Manager: CARL MICKELSON | Org Unit: 4821 | Bid Item No.: | |
| Submitted By: ANDREW GRIFFITH | Org Unit: 6450 | Sample No.: # 6 | |
| Material Source: ALBINA ASPHALT | | Qty Represented: | |
| Sampled At: DAVIS PIT MP 32.4 | Sampled By: | Witnessed By: | |
| DATE-Sampled: 01/ 6/ 1 | Received: 01/ 6/ 6 | Tested: 01/ 6/20 | Reported: |
| Type of Test: COMPLIANCE | | Use: SOLVENT FREE EAC PAVEMENT | |

PETROLEUM LAB REPORT

Material Type : EMULSION
Brand : ALBINA **Grade:** SF CMS-2 **Lot No. :** **Sub-Lot No. :**

| Method | Test Description | Results |
|--------|-------------------------|---------|
| T 59 | Saybolt Viscosity @ 50C | 538 SFS |

| | | |
|----------------|--|-------------------------------|
| 419B/V = \$ 0. | REMARKS: Material represented by sample is for INFORMATION ONLY . * * | TOTAL CHARGES: \$ 0.00 |
|----------------|--|-------------------------------|

REPORT SHALL NOT BE REPRODUCED, EXCEPT IN FULL, WITHOUT WRITTEN APPROVAL OF THIS LABORATORY.

C: FILES ; PROJ MGR: CARL MICKELSON ; MC CAFFERTY-WHITTLE CONSTR. ; ANDREW GRIFFITH - RESEARCH UNIT ; ALBINA ASPHALT
 ; ANDREW GRIFFITH - RESEARCH

APPENDIX G

SOLVENT-LOADED EMULSION BINDER TEST RESULTS

MATERIALS LABORATORY

(503)986-3100

800 AIRPORT RD. SE SALEM, OR 97301-4798

FAX(503)986-3096

| | | | |
|---|-----------------------------|----------------------------------|------------------|
| Contract No.: | EA No.: 01SRF391 000 | Lab No.: | 01-002042 |
| Project: RESEARCH PROJECT - TYGH VALLEY - JCT HWY 197 & OR-216 | | | |
| Highway: THE DALLES - CALIFORNIA | County: WASCO | Data Sheet No.: F7892 080 | |
| Contractor: MC CAFFERTY-WHITTLE CONSTR. | | FA No.: X-STP-S004(48) | |
| Project Manager: CARL MICKELSON | Org Unit: 4821 | Bid Item No.: | |
| Submitted By: ANDREW GRIFFITH | Org Unit: 6450 | Sample No.: # 2 | |
| Material Source: ALBINA ASPHALT | | Qty Represented: | |
| Sampled At: DAVIS PIT MP 32.4 | Sampled By: | Witnessed By: | |
| DATE-Sampled: 01/ 6/ 1 | Received: 01/ 6/ 6 | Tested: 01/ 6/19 | Reported: |
| Type of Test: COMPLIANCE | | Use: EAC PAVEMENT | |

PETROLEUM LAB REPORT

Material Type : EMULSION

Brand: ALBINA

Grade: CMS-2S

| Method | Test Description | Results |
|--------|--------------------------------|-----------|
| T 49 | Penetration @ 25C | 139 mm/10 |
| T 59 | Emulsion Distillation @ 260C | 65.2 % |
| T 59 | Emulsion Distillation % Oil | 7.5 % |
| T 59 | Emulsion Sieve Test % Retained | No Trace |
| T 59 | Saybolt Viscosity @ 50C | 203 SFS |

419B = \$ 0.

TOTAL CHARGES: \$ 0.00

REMARKS:

Material represented by sample **DOES** comply with specifications.

*
*

REPORT SHALL NOT BE REPRODUCED, EXCEPT IN FULL, WITHOUT WRITTEN APPROVAL OF THIS LABORATORY.

C: FILES ; PROJ MGR: CARL MICKELSON ; MC CAFFERTY-WHITTLE CONSTR. ; ANDREW GRIFFITH - RESEARCH UNIT ; ALBINA ASPHALT ; ANDREW GRIFFITH - RESEARCH

MATERIALS LABORATORY

800 AIRPORT RD. SE SALEM, OR 97301-4798

(503)986-3100

FAX(503)986-3096

| | | |
|--|---------------------------------|-------------------------------------|
| Contract No.: C12514 | EA No.: CON01916 | Lab No.: 01-002046 |
| Project: TYGH VALLEY - JCT HWY 197 & OR-216 | | |
| Highway: THE DALLES - CALIFORNIA | County: WASCO | Data Sheet No.: F2738 016 |
| Contractor: MC CAFFERTY-WHITTLE CONSTR. | | |
| Project Manager: CARL MICKELSON | Org Unit: 4821 | FA No.: X-STP-S004(48) |
| Submitted By: CHARLES WALKER | Org Unit: MTI | Bid Item No.: 280 |
| Material Source: ALBINA ASPHALT | | |
| Sampled At: PLANT | Sampled By: | Qty Represented: 4000 MG MIX |
| DATE-Sampled: 01/ 5/29 | Received: 01/ 6/ 6 | Tested: 01/ 6/19 |
| Type of Test: QUALITY CONTROL | Use: 19.0MM EAC PAVEMENT | Reported: |

PETROLEUM LAB REPORT

Material Type : EMULSION
Brand : ALBINA **Grade:** CMS-2S **Lot No. :** 1 **Sub-Lot No. :** 1

| Method | Test Description | Results |
|--------|--------------------------------|-----------|
| T 49 | Penetration @ 25C | 116 mm/10 |
| T 59 | Emulsion Distillation @ 260C | 63.5 % |
| T 59 | Emulsion Distillation % Oil | 7.5 % |
| T 59 | Emulsion Sieve Test % Retained | Trace |
| T 59 | Saybolt Viscosity @ 50C | 137 SFS |

419B =\$ 0.

TOTAL CHARGES: \$ 0.00

REMARKS:

Material represented by sample DOES comply with specifications.

*
*

REPORT SHALL NOT BE REPRODUCED, EXCEPT IN FULL, WITHOUT WRITTEN APPROVAL OF THIS LABORATORY.

C: FILES ; PROJ MGR: CARL MICKELSON ; RAS 4 ; ALBINA ASPHALT ; MC CAFFERTY-WHITTLE CONSTR.

MATERIALS LABORATORY

800 AIRPORT RD. SE SALEM, OR 97301-4798

(503)986-3100

FAX(503)986-3096

Contract No.: C12514

EA No.: CON01916

Lab No.:

01-002047

Project: TYGH VALLEY - JCT HWY 197 & OR-216

Highway: THE DALLES - CALIFORNIA

County: WASCO

Data Sheet No.: F2738 018

Contractor: MC CAFFERTY-WHITTLE CONSTR.

FA No.: X-STP-S004(48)

Project Manager: CARL MICKELSON

Org Unit: 4821

Bid Item No.: 280

Submitted By: CHARLES WALKER

Org Unit: MTI

Sample No.: EAC-1-5

Material Source: ALBINA ASPHALT

Qty Represented: 5000 MG MIX

Sampled At: PLANT

Sampled By:

Witnessed By:

DATE-Sampled: 01/ 5/30

Received: 01/ 6/ 6

Tested: 01/ 6/19

Reported:

Type of Test: QUALITY CONTROL

Use: 19.0MM EAC PAVEMENT

PETROLEUM LAB REPORT

Material Type : EMULSION

Brand : ALBINA

Grade: CMS-2S

Lot No. : 1

Sub-Lot No. : 5

| Method | Test Description | Results |
|--------|--------------------------------|-----------|
| T 49 | Penetration @ 25C | 120 mm/10 |
| T 59 | Emulsion Distillation @ 260C | 63.2 % |
| T 59 | Emulsion Distillation % Oil | 9.0 % |
| T 59 | Emulsion Sieve Test % Retained | No Trace |
| T 59 | Saybolt Viscosity @ 50C | 107 SFS |

419B =\$ 0.

TOTAL CHARGES: \$ 0.00

REMARKS:

Material represented by sample **DOES** comply with specifications.

*
*

REPORT SHALL NOT BE REPRODUCED, EXCEPT IN FULL, WITHOUT WRITTEN APPROVAL OF THIS LABORATORY.

C: FILES ; PROJ MGR: CARL MICKELSON ; RAS 4 ; ALBINA ASPHALT ; MC CAFFERTY-WHITTLE CONSTR.

MATERIALS LABORATORY

800 AIRPORT RD. SE SALEM, OR 97301-4798

(503)986-3100

FAX(503)986-3096

| | | |
|--|---------------------------|-------------------------------------|
| Contract No.: C12514 | EA No.: CON01916 | Lab No.: 01-002048 |
| Project: TYGH VALLEY - JCT HWY 197 & OR-216 | | |
| Highway: THE DALLES - CALIFORNIA | County: WASCO | Data Sheet No.: F2738 020 |
| Contractor: MC CAFFERTY-WHITTLE CONSTR. | | FA No.: X-STP-S004(48) |
| Project Manager: CARL MICKELSON | Org Unit: 4821 | Bid Item No.: 280 |
| Submitted By: CHARLES WALKER | Org Unit: MTI | Sample No.: EAC-1-10 |
| Material Source: ALBINA ASPHALT | | Qty Represented: 5000 MG MIX |
| Sampled At: PLANT | Sampled By: | Witnessed By: |
| DATE-Sampled: 01/ 6/ 1 | Received: 01/ 6/ 6 | Tested: 01/ 6/19 |
| Type of Test: QUALITY CONTROL | | Reported: |
| Use: 19.0MM EAC PAVEMENT | | |

PETROLEUM LAB REPORT

Material Type : EMULSION
Brand : ALBINA **Grade:** CMS-2S **Lot No. :** 1 **Sub-Lot No. :** 10

| Method | Test Description | Results |
|--------|--------------------------------|-----------|
| T 49 | Penetration @ 25C | 149 mm/10 |
| T 59 | Emulsion Distillation @ 260C | 65.1 % |
| T 59 | Emulsion Distillation % Oil | 8.0 % |
| T 59 | Emulsion Sieve Test % Retained | No Trace |
| T 59 | Saybolt Viscosity @ 50C | 233 SFS |

419B =\$ 0.

TOTAL CHARGES: \$ 0.00

REMARKS:

Material represented by sample **DOES** comply with specifications.

*
*

REPORT SHALL NOT BE REPRODUCED, EXCEPT IN FULL, WITHOUT WRITTEN APPROVAL OF THIS LABORATORY.

C: FILES ; PROJ MGR: CARL MICKELSON ; RAS 4 ; ALBINA ASPHALT ; MC CAFFERTY-WHITTLE CONSTR.

MATERIALS LABORATORY

800 AIRPORT RD. SE SALEM, OR 97301-4798

(503)986-3100

FAX(503)986-3096

Contract No.: C12514

EA No.: CON01916

Lab No.:

01-002027

Project: TYGH VALLEY - JCT HWY 197 & OR-216

Highway: THE DALLES - CALIFORNIA

County: WASCO

Data Sheet No.: F2738 022

Contractor: MC CAFFERTY-WHITTLE CONSTR.

FA No.: X-STP-S004(48)

Project Manager: CARL MICKELSON

Org Unit: 4821

Bid Item No.: 280

Submitted By: CHARLES WALKER

Org Unit: MTI

Sample No.: EAC-1-15

Material Source: ALBINA ASPHALT

Qty Represented: 5000 MG MIX

Sampled At: PLANT

Sampled By:

Witnessed By:

DATE-Sampled: 01/ 6/ 6

Received: 01/ 6/13

Tested: 01/ 6/20

Reported:

Type of Test: QUALITY CONTROL

Use: 19.0MM EAC PAVEMENT

PETROLEUM LAB REPORT

Material Type : EMULSION

Brand : ALBINA

Grade: CMS-2S

Lot No. : 1

Sub-Lot No. : 15

| Method | Test Description | Results |
|--------|--------------------------------|-----------|
| T 49 | Penetration @ 25C | 130 mm/10 |
| T 59 | Emulsion Distillation @ 260C | 63.6 % |
| T 59 | Emulsion Distillation % Oil | 8.0 % |
| T 59 | Emulsion Sieve Test % Retained | Trace |
| T 59 | Saybolt Viscosity @ 50C | 166 SFS |

419B = \$ 0.

TOTAL CHARGES: \$ 0.00

REMARKS:

Material represented by sample **DOES** comply with specifications.

*
*

REPORT SHALL NOT BE REPRODUCED, EXCEPT IN FULL, WITHOUT WRITTEN APPROVAL OF THIS LABORATORY.

C: FILES ; PROJ MGR: CARL MICKELSON ; RAS 4 ; ALBINA ASPHALT ; MC CAFFERTY-WHITTLE CONSTR.

