

Oregon Healthcare Worker Influenza Vaccination Rates



Jeanne Negley, MBA
Elyssa Tran, MPA

August 2011

Oregon
Health
Authority

Office for Oregon Health Policy & Research



Background

- The collection and reporting of healthcare worker (HCW) influenza vaccination rates is part of the Healthcare Acquired Infection Reporting Program.
- OHPR has collected HCW influenza vaccination rates for hospitals and long-term care facilities for the 2009-2010 and 2010-2011 flu season.
- Plan to collect from ambulatory surgical centers for the 2011-2012 flu season.

Survey Methods

- Sources to develop the survey include the CDC's healthcare worker (HCW) survey and HICPAC guidance on best practices for improving HCW vaccination rates
- Surveys were distributed to Human Resource Directors of hospitals/Administrators of long-term care facilities via Survey Monkey.
- Response Rates:

	Hospitals	Long-Term Care
2009-2010	100% (60)	100% (140)
2010-2011	100% (60)	100% (141)



Healthcare Worker Definition (2009-2010)*

All paid and unpaid persons working in health-care settings who have the potential for exposure to patients and/or infectious materials, including body substances, contaminated medical supplies and equipment, contaminated environmental surfaces, or contaminated air.

* Healthcare Infection Control Practices Advisory Committee (HICPAC) and the Advisory Committee on Immunization Practices (ACIP) definition of healthcare workers.



Healthcare Worker Definition (2010-2011)*

- Employees: all persons who receive paycheck from facility
- Non-Employees, Credential: licensed independent practitioners (physicians, advanced practice nurses, physician assistants)
- Non-Employees, Others: students/trainees and volunteers

* Definition from the Centers for Disease Control and Prevention.

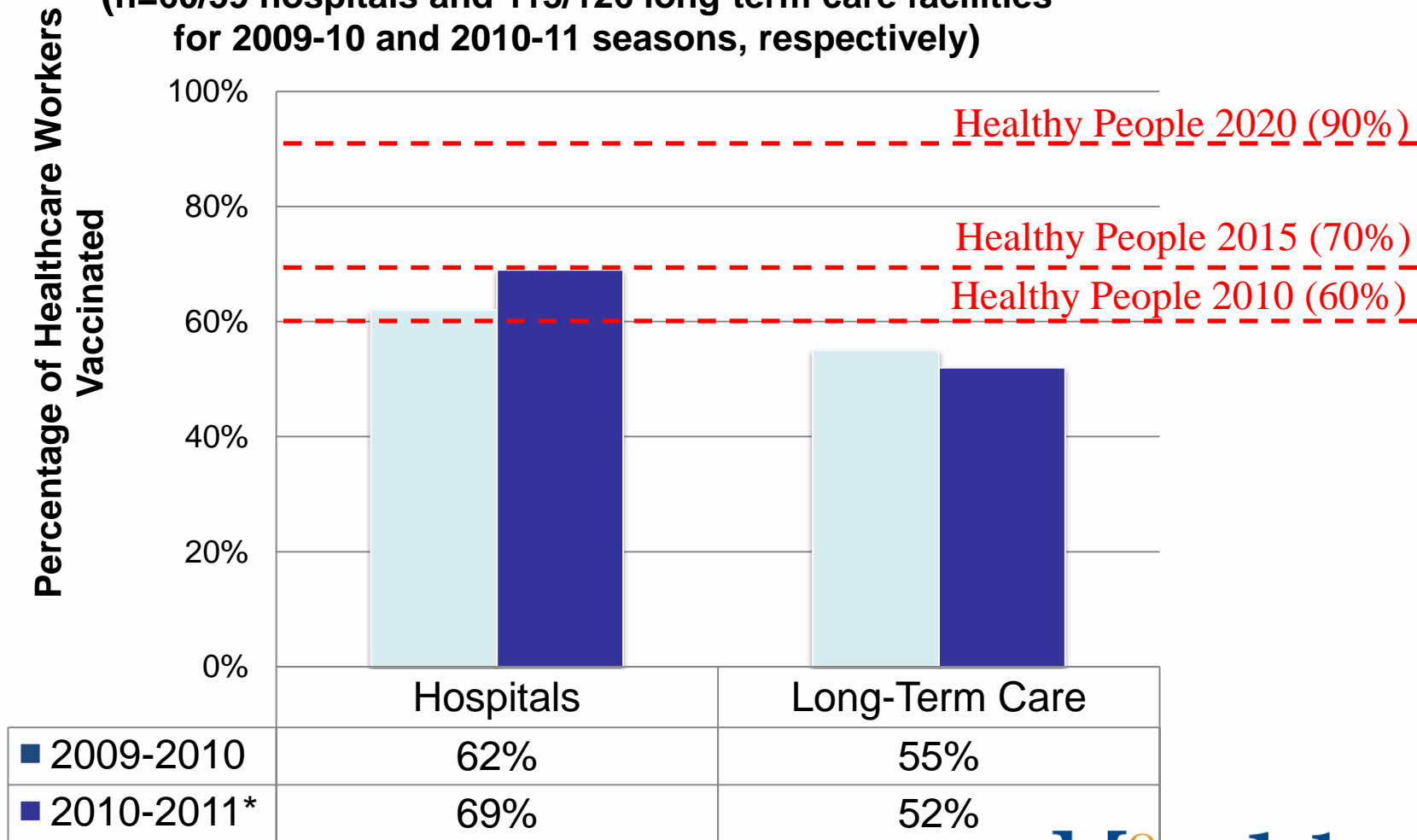
Ability to Report Vaccination Rate

	Hospitals	Long-Term Care
2009-2010	100% (60)	81% (113)
2010-2011*	98% (59)	91% (128)

*draft data; refers to “employees” category only.

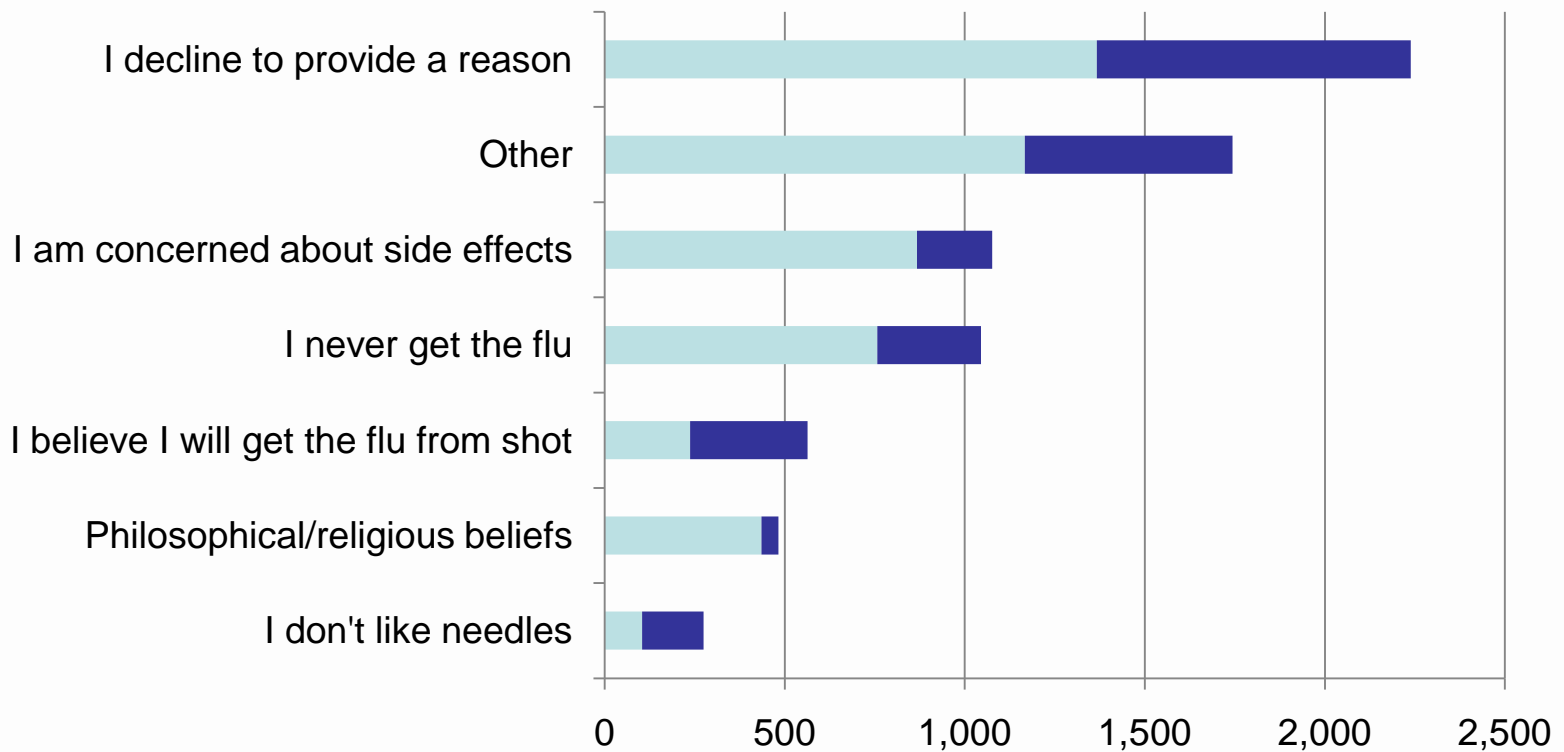
Vaccination Rates

(n=60/59 hospitals and 113/126 long-term care facilities for 2009-10 and 2010-11 seasons, respectively)



What about those Who Refuse to be Vaccinated?

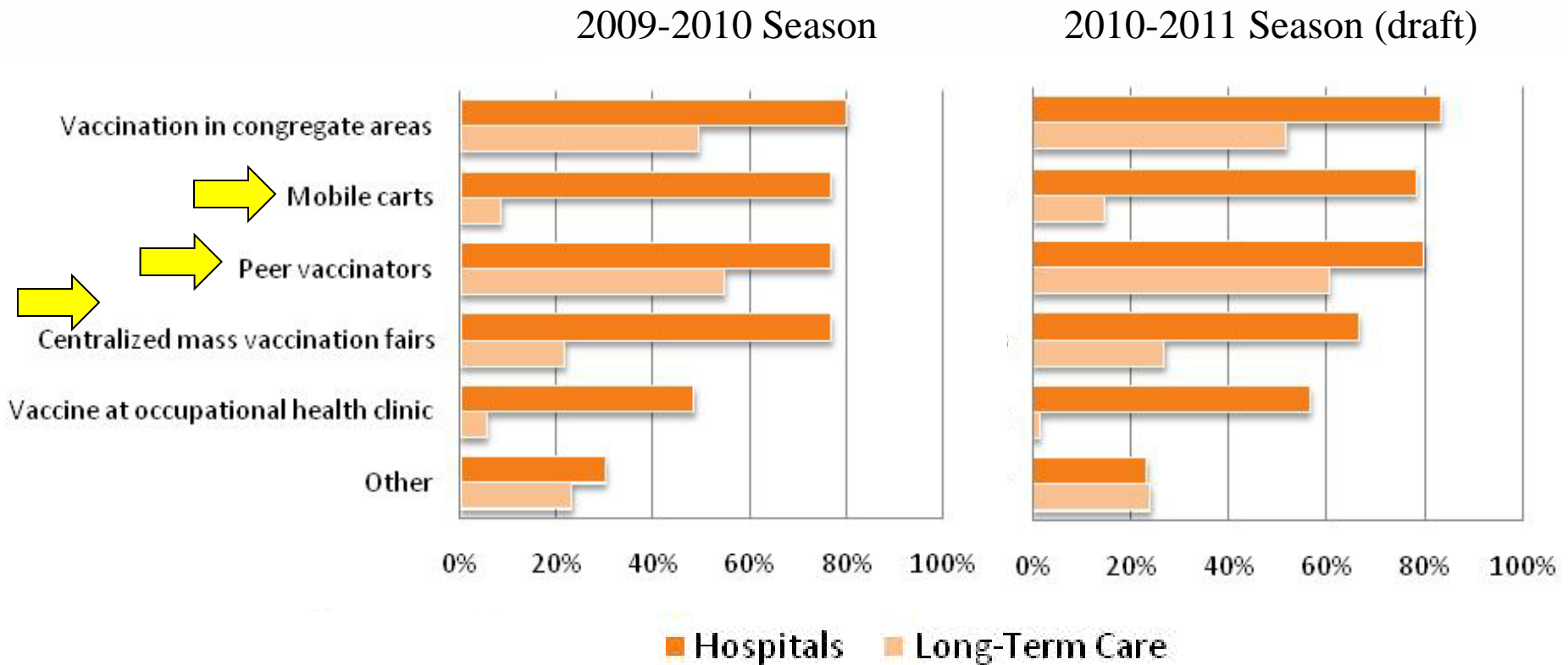
(n = 37 hospitals and 55 long-term care facilities, 2010-2011)



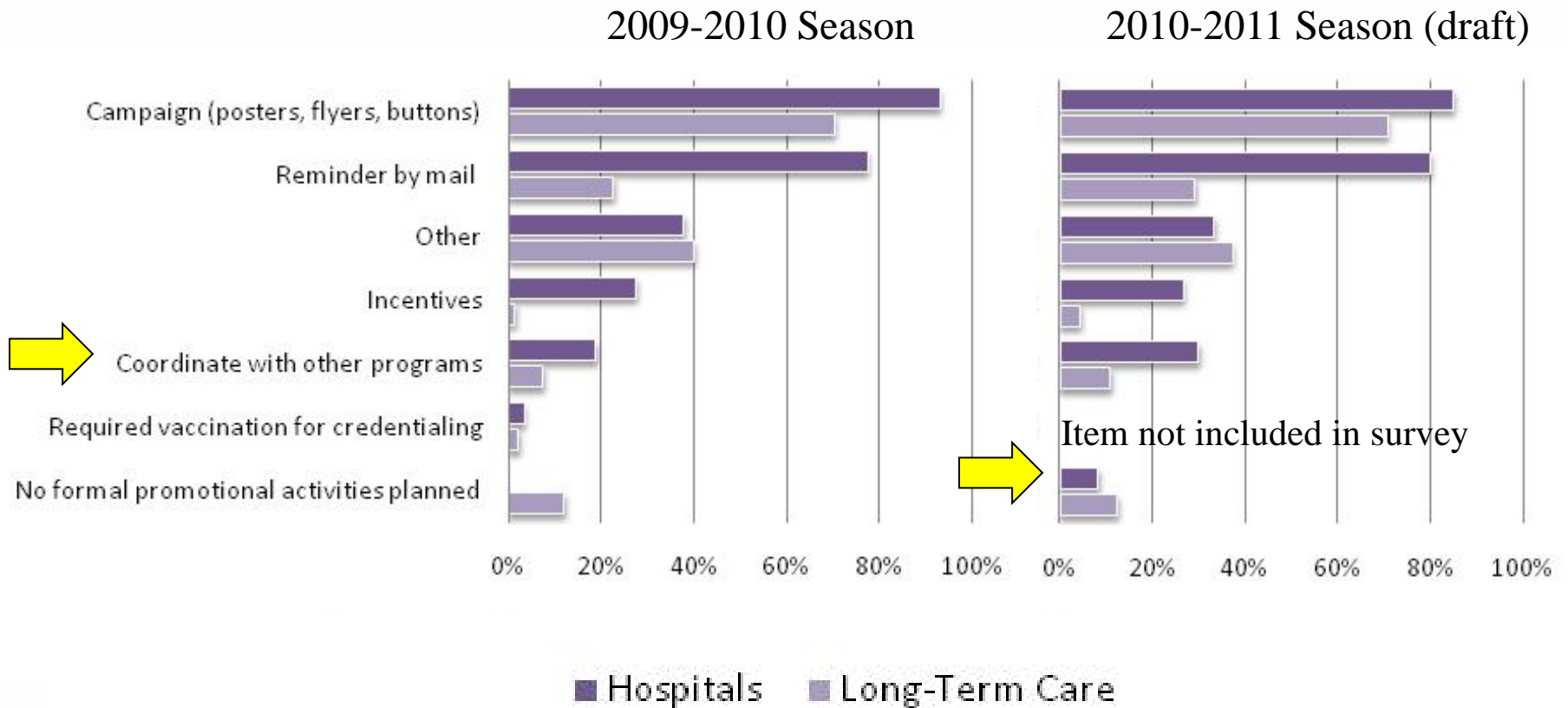
Office for Oregon Health Policy and Research

Count of Healthcare Worker Responses

Vaccination Delivery Methods

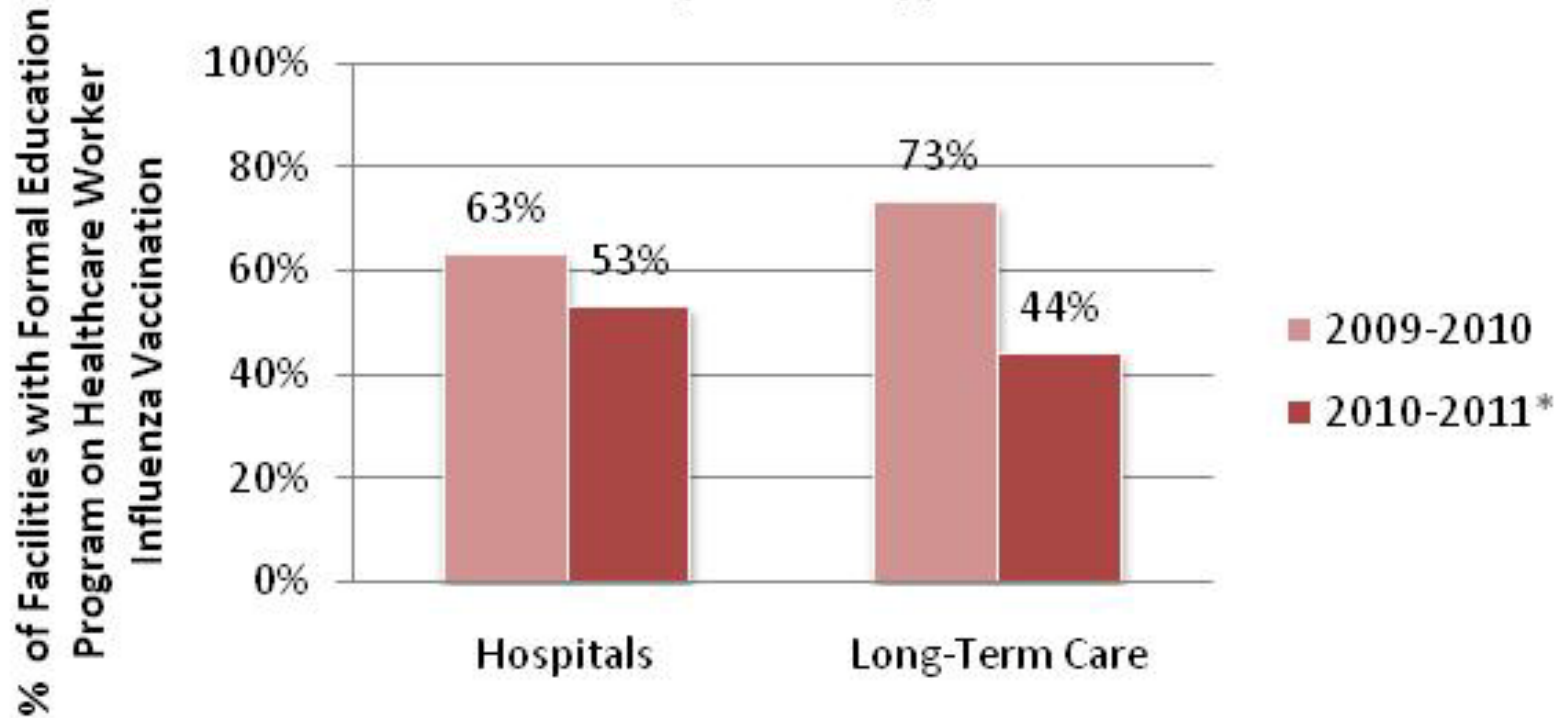


Vaccination Promotion Methods



Formal Education on Healthcare Worker Vaccination Decreased

(n=59/60 hospitals and 229/140 long-term care facilities for the 2009-10 and 2010-11 seasons, respectively)



Questions

Jeanne Negley, HAI Coordinator
503-373-1793 Jeanne.Negley@state.or.us

Elyssa Tran, Health System Research and Data
Manager
503-373-1499 Elyssa.Tran@state.or.us

Oregon HAI Program Web Site
http://www.oregon.gov/OHPPR/Healthcare_Acquired_infections.shtml